

CITY OF STOCKTON

Client Management Team

Monique Spyke

Managing Director
1 California Street 10th Floor
San Francisco, CA 94111
415-393-7270
spykem@pfmam.com

Allison Kaune

Senior Analyst
1 California Street 10th Floor
San Francisco, CA 94111
415-393-7270
kaunea@pfmam.com

Joseph Creason

Portfolio Manager
213 Market Street
Harrisburg, PA 17101-2141
717-231-6217
creasonj@pfmam.com

Rachael Miller

Client Consultant
213 Market Street
Harrisburg, PA 17101-2141
717-232-2723
millerr@pfmam.com

Contents

Cover/Disclosures
Summary Statement
Individual Accounts

Accounts included in Statement

81140000	CITY OF STOCKTON RESERVE PORTFOLIO
81140001	CITY OF STOCKTON SHORT-TERM PORTFOLIO

CITY OF STOCKTON
MR. JAY KAPOOR
425 N. EL DORADO STREET
STOCKTON, CA 95202

Important Disclosures

Important Disclosures

This statement is for general information purposes only and is not intended to provide specific advice or recommendations. PFM Asset Management LLC ("PFMAM") is an investment adviser registered with the U.S. Securities and Exchange Commission and a subsidiary of U.S. Bancorp Asset Management, Inc. ("USBAM"). USBAM is a subsidiary of U.S. Bank National Association ("U.S. Bank"). U.S. Bank is a separate entity and subsidiary of U.S. Bancorp. U.S. Bank is not responsible for and does not guarantee the products, services or performance of PFMAM. PFMAM maintains a written disclosure statement of our background and business experience. If you would like to receive a copy of our current disclosure statement, please contact Service Operations at the address below.

Proxy Voting PFMAM does not normally receive proxies to vote on behalf of its clients. However, it does on occasion receive consent requests. In the event a consent request is received the portfolio manager contacts the client and then proceeds according to their instructions. PFMAM's Proxy Voting Policy is available upon request by contacting Service Operations at the address below.

Questions About an Account PFMAM's monthly statement is intended to detail our investment advisory activity as well as the activity of any accounts held by clients in pools that are managed by PFMAM. The custodian bank maintains the control of assets and executes (i.e., settles) all investment transactions. The custodian statement is the official record of security and cash holdings and transactions. PFMAM recognizes that clients may use these reports to facilitate record keeping and that the custodian bank statement and the PFMAM statement should be reconciled and differences resolved. Many custodians use a settlement date basis which may result in the need to reconcile due to a timing difference.

Account Control PFMAM does not have the authority to withdraw funds from or deposit funds to the custodian outside the scope of services provided by PFMAM. Our clients retain responsibility for their internal accounting policies; implementing and enforcing internal controls and generating ledger entries or otherwise recording transactions.

Market Value Generally, PFMAM's market prices are derived from closing bid prices as of the last business day of the month as supplied by Refinitiv or Bloomberg. For certain short-term investments or where prices are not available from generally recognized sources the securities are priced using a yield-based matrix system to arrive at an estimated market value. Prices that fall between data points are interpolated. Non-negotiable FDIC-insured bank certificates of deposit are priced at par. Although PFMAM believes the prices to be reliable, the values of the securities may not represent the prices at which the securities could have been bought or sold. Explanation of the valuation methods for a registered investment company or local government investment program is contained in the appropriate fund offering documentation or information statement.

Amortized Cost The original cost of the principal of the security is adjusted for the amount of the periodic reduction of any discount or premium from the purchase date until the date of the report. Discount or premium with respect to short term securities (those with less than one year to maturity at time of issuance) is amortized on a straightline basis. Such discount or premium with respect to longer term securities is amortized using the constant yield basis.

Tax Reporting Cost data and realized gains / losses are provided for informational purposes only. Please review for accuracy and consult your tax advisor to determine the tax consequences of your security transactions. PFMAM does not report such information to the IRS or other taxing authorities and is not responsible for the accuracy of such information that may be required to be reported to federal, state or other taxing authorities.

Financial Situation In order to better serve you, PFMAM should be promptly notified of any material change in your investment objective or financial situation.

Callable Securities Securities subject to redemption prior to maturity may be redeemed in whole or in part before maturity, which could affect the yield represented.

Portfolio The securities in this portfolio, including shares of mutual funds, are not guaranteed or otherwise protected by PFMAM, the FDIC (except for certain non-negotiable certificates of deposit) or any government agency. Investment in securities involves risks, including the possible loss of the amount invested. Actual settlement values, accrued interest, and amortized cost amounts may vary for securities subject to an adjustable interest rate or subject to principal paydowns. Any changes to the values shown may be reflected within the next monthly statement's beginning values.

Rating Information provided for ratings is based upon a good faith inquiry of selected sources, but its accuracy and completeness cannot be guaranteed.

Shares of some local government investment programs and TERM funds are marketed through representatives of PFMAM's affiliate, PFM Fund Distributors, Inc. which is registered with the SEC as a broker/dealer and is a member of the Financial Industry Regulatory Authority ("FINRA") and the Municipal Securities Rulemaking Board ("MSRB"). You may reach the FINRA by calling the FINRA Hotline at 1-800-289-9999 or at the FINRA website address <https://www.finra.org/investors/investor-contacts>. A brochure describing the FINRA Regulation Public Disclosure Program is also available from FINRA upon request.

Key Terms and Definitions

Dividends on local government investment program funds consist of interest earned, plus any discount ratably amortized to the date of maturity, plus all realized gains and losses on the sale of securities prior to maturity, less ratably amortization of any premium and all accrued expenses to the fund. Dividends are accrued daily and may be paid either monthly or quarterly. The monthly earnings on this statement represent the estimated dividend accrued for the month for any program that distributes earnings on a quarterly basis. There is no guarantee that the estimated amount will be paid on the actual distribution date.

Current Yield is the net change, exclusive of capital changes and income other than investment income, in the value of a hypothetical fund account with a balance of one share over the seven-day base period including the statement date, expressed as a percentage of the value of one share (normally \$1.00 per share) at the beginning of the seven-day period. This resulting net change in account value is then annualized by multiplying it by

365 and dividing the result by 7. The yields quoted should not be considered a representation of the yield of the fund in the future, since the yield is not fixed. **Average maturity** represents the average maturity of all securities and investments of a portfolio, determined by multiplying the par or principal value of each security or investment by its maturity (days or years), summing the products, and dividing the sum by the total principal value of the portfolio. The stated maturity date of mortgage backed or callable securities are used in this statement. However the actual maturity of these securities could vary depending on the level or prepayments on the underlying mortgages or whether a callable security has or is still able to be called.

Monthly distribution yield represents the net change in the value of one share (normally \$1.00 per share) resulting from all dividends declared during the month by a fund expressed as a percentage of the value of one share at the beginning of the month. This resulting net change is then annualized by multiplying it by 365 and dividing it by the number of calendar days in the month.

YTM at Cost The yield to maturity at cost is the expected rate of return, based on the original cost, the annual interest receipts, maturity value and the time period from purchase date to maturity, stated as a percentage, on an annualized basis.

YTM at Market The yield to maturity at market is the rate of return, based on the current market value, the annual interest receipts, maturity value and the time period remaining until maturity, stated as a percentage, on an annualized basis.

Managed Account A portfolio of investments managed discretely by PFMAM according to the client's specific investment policy and requirements. The investments are directly owned by the client and held by the client's custodian.

Unsettled Trade A trade which has been executed however the final consummation of the security transaction and payment has not yet taken place.

Please review the detail pages of this statement carefully. If you think your statement is wrong, missing account information, or if you need more information about a transaction, please contact PFMAM within 60 days of receipt. If you have other concerns or questions regarding your account, or to request an updated copy of PFMAM's current disclosure statement, please contact a member of your client management team at PFMAM Service Operations at the address below.

PFM Asset Management LLC
Attn: Service Operations
213 Market Street
Harrisburg, PA 17101

NOT FDIC INSURED NO BANK GUARANTEE MAY LOSE VALUE

Consolidated Summary Statement

CITY OF STOCKTON

Portfolio Summary		
Portfolio Holdings	Cash Dividends and Income	Closing Market Value
PFMAM Managed Account	523,142.75	603,353,048.91
CAMP Pool	0.00	81,882.64
Local Agency Investment Fund	0.00	75,000,000.00
Idle Funds in Reserve Portfolio	0.00	707,967.54
BoW Main Account	0.00	127,067,296.32
Total	\$523,142.75	\$806,210,195.41

Investment Allocation		
Investment Type	Closing Market Value	Percent
Asset-Backed Security	16,398,151.15	2.03
Federal Agency Bond / Note	146,720,036.29	18.20
Corporate Note	105,023,770.70	13.03
Certificate of Deposit	30,763,421.10	3.82
Federal Agency Commercial Mortgage-Backed Se	7,207,538.54	0.89
Commercial Paper	29,939,490.00	3.71
Municipal Bond / Note	16,200,378.10	2.01
Supra-National Agency Bond / Note	11,596,797.68	1.44
U.S. Treasury Bond / Note	239,503,465.35	29.71
CAMP Pool	81,882.64	0.01
Local Agency Investment Fund	75,000,000.00	9.30
Idle Funds in Reserve Portfolio	707,967.54	0.09
BoW Main Account	127,067,296.32	15.76
Total	\$806,210,195.41	100.00%

Consolidated Summary Statement

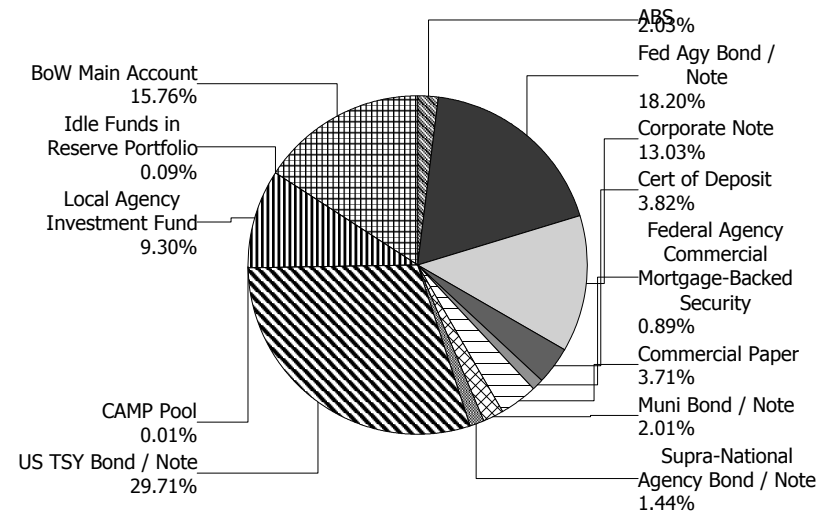
For the Month Ending **March 31, 2022**

CITY OF STOCKTON

Maturity Distribution (Fixed Income Holdings)

Sector Allocation

Portfolio Holdings	Closing Market Value	Percent
Under 30 days	206,858,242.50	25.65
31 to 60 days	6,171,741.43	0.77
61 to 90 days	30,673,492.76	3.80
91 to 180 days	21,079,359.26	2.61
181 days to 1 year	13,591,632.79	1.69
1 to 2 years	133,231,993.84	16.53
2 to 3 years	150,182,034.79	18.63
3 to 4 years	218,706,703.35	27.13
4 to 5 years	21,763,115.00	2.70
Over 5 years	3,951,879.69	0.49
Total	\$806,210,195.41	100.00%
Weighted Average Days to Maturity	674	



Consolidated Summary Statement

For the Month Ending **March 31, 2022**

CITY OF STOCKTON

Account Number	Account Name	Opening Market Value	Purchases / Deposits	Redemptions / Sales / Maturities	Unsettled Trades	Change in Value	Closing Market Value	Cash Dividends and Income
81140000	CITY OF STOCKTON RESERVE PORTFOLIO	583,332,350.68	12,345,987.19	(11,480,690.39)	0.00	(10,784,088.57)	573,413,558.91	523,142.75
81140001	CITY OF STOCKTON SHORT-TERM PORTFOLIO	0.00	29,939,125.01	0.00	0.00	364.99	29,939,490.00	0.00
Total		\$583,332,350.68	\$42,285,112.20	(\$11,480,690.39)	\$0.00	(\$10,783,723.58)	\$603,353,048.91	\$523,142.75

Managed Account Summary Statement

For the Month Ending **March 31, 2022**

CITY OF STOCKTON RESERVE PORTFOLIO - 81140000

Transaction Summary - Managed Account

Opening Market Value	\$583,332,350.68
Maturities/Calls	(1,314,492.31)
Principal Dispositions	(10,166,198.08)
Principal Acquisitions	12,345,987.19
Unsettled Trades	0.00
Change in Current Value	(10,784,088.57)
Closing Market Value	\$573,413,558.91

Cash Transactions Summary - Managed Account

Maturities/Calls	0.00
Sale Proceeds	10,180,872.41
Coupon/Interest/Dividend Income	563,543.39
Principal Payments	1,314,492.31
Security Purchases	(12,366,929.80)
Net Cash Contribution	(29,966,159.20)
Reconciling Transactions	0.00

Earnings Reconciliation (Cash Basis) - Managed Account

Interest/Dividends/Coupons Received	578,217.72
Less Purchased Interest Related to Interest/Coupons	(20,942.61)
Plus Net Realized Gains/Losses	(34,132.36)
Total Cash Basis Earnings	\$523,142.75

Cash Balance

Closing Cash Balance **\$707,967.54**

Earnings Reconciliation (Accrual Basis)

	Total
Ending Amortized Value of Securities	594,241,943.22
Ending Accrued Interest	1,550,448.23
Plus Proceeds from Sales	10,180,872.41
Plus Proceeds of Maturities/Calls/Principal Payments	1,314,492.31
Plus Coupons/Dividends Received	563,543.39
Less Cost of New Purchases	(12,366,929.80)
Less Beginning Amortized Value of Securities	(593,521,454.27)
Less Beginning Accrued Interest	(1,504,738.80)
Total Accrual Basis Earnings	\$458,176.69

Portfolio Summary and Statistics

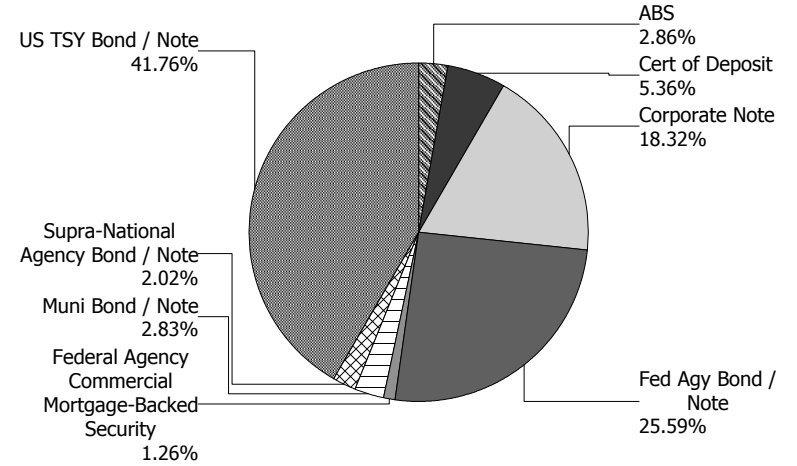
For the Month Ending **March 31, 2022**

CITY OF STOCKTON RESERVE PORTFOLIO - 81140000

Account Summary

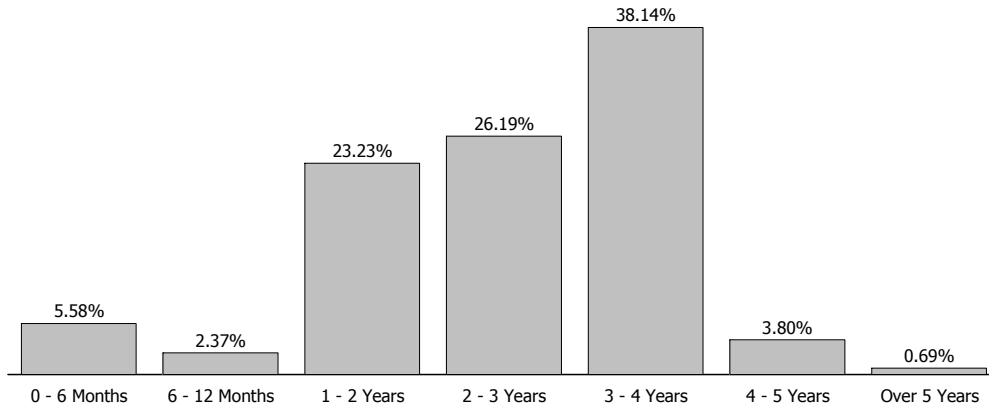
Description	Par Value	Market Value	Percent
U.S. Treasury Bond / Note	251,264,000.00	239,503,465.35	41.76
Supra-National Agency Bond / Note	12,120,000.00	11,596,797.68	2.02
Municipal Bond / Note	16,850,000.00	16,200,378.10	2.83
Federal Agency Commercial Mortgage-Backed Security	7,177,516.20	7,207,538.54	1.26
Federal Agency Bond / Note	153,005,000.00	146,720,036.29	25.59
Corporate Note	106,145,000.00	105,023,770.70	18.32
Certificate of Deposit	30,835,000.00	30,763,421.10	5.36
Asset-Backed Security	16,707,672.69	16,398,151.15	2.86
Managed Account Sub-Total	594,104,188.89	573,413,558.91	100.00%
Accrued Interest		1,550,448.23	
Total Portfolio	594,104,188.89	574,964,007.14	

Sector Allocation



Unsettled Trades **0.00** **0.00**

Maturity Distribution



Characteristics

Yield to Maturity at Cost	1.15%
Yield to Maturity at Market	2.35%
Weighted Average Days to Maturity	943

Managed Account Issuer Summary

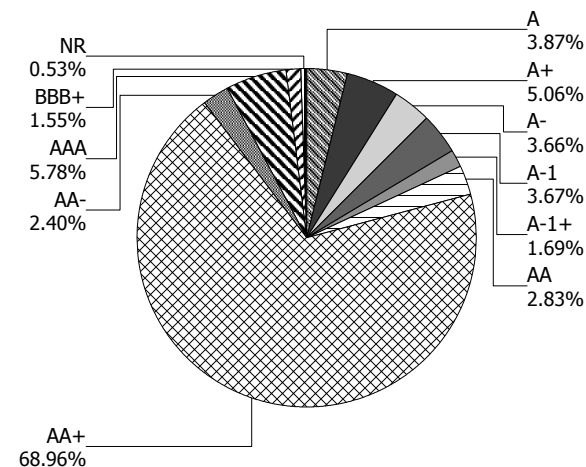
For the Month Ending **March 31, 2022**

CITY OF STOCKTON RESERVE PORTFOLIO - 81140000

Issuer Summary

Issuer	Market Value of Holdings	Percent
AMAZON.COM INC	2,962,648.90	0.52
AMERICAN HONDA FINANCE	3,537,209.35	0.62
APPLE INC	165,139.43	0.03
BANK OF AMERICA CO	7,430,139.43	1.30
BARCLAYS PLC	5,827,683.33	1.02
CALIFORNIA DEPARTMENT OF WATER RESOURCES	146,220.80	0.03
CALIFORNIA STATE UNIVERSITY	1,183,112.50	0.21
CAPITAL ONE FINANCIAL CORP	247,355.46	0.04
CARMAX AUTO OWNER TRUST	4,259,357.67	0.74
CITIGROUP INC	2,581,776.35	0.45
CREDIT SUISSE GROUP RK	4,005,740.43	0.70
DEERE & COMPANY	4,524,622.45	0.79
DISCOVER FINANCIAL SERVICES	1,512,527.81	0.26
DNB ASA	3,629,940.52	0.63
FANNIE MAE	100,692,112.50	17.56
FEDERAL FARM CREDIT BANKS	5,678,624.07	0.99
FEDERAL HOME LOAN BANKS	8,116,599.11	1.42
FLORIDA STATE BOARD OF ADMIN FIN CORP	3,560,400.00	0.62
FREDDIE MAC	39,440,239.15	6.88
GOLDMAN SACHS GROUP INC	3,691,815.05	0.64
HOME DEPOT INC	2,002,942.00	0.35
HONDA AUTO RECEIVABLES	2,048,094.07	0.36
HONEYWELL INTERNATIONAL	3,837,652.00	0.67
HYUNDAI AUTO RECEIVABLES	2,234,821.33	0.39
INTEL CORPORATION	4,001,096.00	0.70
INTER-AMERICAN DEVELOPMENT BANK	7,978,983.48	1.39
INTL BANK OF RECONSTRUCTION AND DEV	3,617,814.20	0.63
JP MORGAN CHASE & CO	6,033,517.40	1.05
LOS ANGELES COMMUNITY COLLEGE DISTRICT	1,786,929.10	0.31
MASTERCARD INC	4,320,839.00	0.75
MERCK & CO INC	4,666,916.38	0.81
MICROSOFT CORP	5,369,907.35	0.94

Credit Quality (S&P Ratings)



Managed Account Issuer Summary

For the Month Ending **March 31, 2022**

CITY OF STOCKTON RESERVE PORTFOLIO - 81140000

Issuer	Market Value of Holdings	Percent
MORGAN STANLEY	2,609,016.35	0.45
NEW JERSEY TURNPIKE AUTHORITY	1,039,626.00	0.18
NISSAN AUTO RECEIVABLES	1,816,679.75	0.32
NORDEA BANK ABP	6,076,816.50	1.06
NOVARTIS AG	7,178,870.40	1.25
PACCAR FINANCIAL CORP	471,942.83	0.08
PFIZER INC	6,454,707.20	1.13
SAN DIEGO COMMUNITY COLLEGE DISTRICT	1,429,221.50	0.25
SKANDINAVISKA ENSKILDA BANKEN AB	7,385,732.48	1.29
STATE OF CALIFORNIA	4,383,640.65	0.76
STATE OF MARYLAND	1,238,809.95	0.22
STATE STREET CORPORATION	846,902.88	0.15
SUMITOMO MITSUI FINANCIAL GROUP INC	3,837,507.84	0.67
TARGET CORP	4,135,151.96	0.72
THE BANK OF NEW YORK MELLON CORPORATION	6,828,246.08	1.19
TOYOTA MOTOR CORP	7,941,053.74	1.38
UNITED PARCEL SERVICE INC	4,003,660.00	0.70
UNITED STATES TREASURY	239,503,465.35	41.76
UNIVERSITY OF CALIFORNIA	1,432,417.60	0.25
US BANCORP	5,430,528.43	0.95
WAL-MART STORES INC	8,276,784.80	1.44
Total	\$573,413,558.91	100.00%

Managed Account Detail of Securities Held

For the Month Ending **March 31, 2022**

CITY OF STOCKTON RESERVE PORTFOLIO - 81140000

Security Type/Description	CUSIP	Par	S&P Rating	Moody's Rating	Trade Date	Settle Date	Original Cost	YTM at Cost	Accrued Interest	Amortized Cost	Market Value
U.S. Treasury Bond / Note											
US TREASURY NOTES DTD 08/01/2016 1.250% 07/31/2023	912828S92	1,090,000.00	AA+	Aaa	02/08/19	02/12/19	1,035,457.42	2.44	2,258.29	1,073,737.61	1,078,418.75
US TREASURY NOTES DTD 08/01/2016 1.250% 07/31/2023	912828S92	2,375,000.00	AA+	Aaa	04/02/19	04/04/19	2,274,433.59	2.28	4,920.58	2,344,046.69	2,349,765.63
US TREASURY NOTES DTD 09/30/2016 1.375% 09/30/2023	912828T26	5,000,000.00	AA+	Aaa	08/07/19	08/08/19	4,983,007.81	1.46	187.84	4,993,860.81	4,944,531.00
US TREASURY NOTES DTD 11/15/2020 0.250% 11/15/2023	91282CAW1	3,145,000.00	AA+	Aaa	10/04/21	10/06/21	3,141,560.16	0.30	2,975.59	3,142,350.88	3,047,210.00
US TREASURY NOTES DTD 11/15/2013 2.750% 11/15/2023	912828WE6	10,925,000.00	AA+	Aaa	03/06/19	03/08/19	11,035,530.27	2.52	113,701.48	10,963,262.96	11,015,472.11
US TREASURY NOTES DTD 11/30/2016 2.125% 11/30/2023	912828U57	8,515,000.00	AA+	Aaa	01/07/19	01/09/19	8,362,661.33	2.52	60,645.98	8,463,140.03	8,501,695.31
US TREASURY NOTES DTD 12/31/2018 2.625% 12/31/2023	9128285U0	460,000.00	AA+	Aaa	01/30/19	01/31/19	461,365.62	2.56	3,035.43	460,486.15	462,803.15
US TREASURY NOTES DTD 02/28/2019 2.375% 02/29/2024	9128286G0	763,000.00	AA+	Aaa	08/11/21	08/12/21	802,521.02	0.33	1,575.76	792,672.60	763,715.31
US TREASURY NOTES DTD 02/28/2019 2.375% 02/29/2024	9128286G0	2,656,000.00	AA+	Aaa	08/11/21	08/12/21	2,792,846.25	0.35	5,485.22	2,758,744.93	2,658,490.00
US TREASURY NOTES DTD 03/31/2017 2.125% 03/31/2024	912828W71	5,930,000.00	AA+	Aaa	01/05/22	01/06/22	6,093,075.00	0.88	344.30	6,076,067.18	5,904,982.52
US TREASURY N/B NOTES DTD 04/15/2021 0.375% 04/15/2024	91282CBV2	3,140,000.00	AA+	Aaa	10/04/21	10/06/21	3,138,282.81	0.40	5,434.62	3,138,612.47	3,015,872.03
US TREASURY NOTES DTD 05/01/2017 2.000% 04/30/2024	912828X70	4,515,000.00	AA+	Aaa	06/03/19	06/05/19	4,535,458.59	1.90	37,916.02	4,523,681.48	4,479,726.56
US TREASURY NOTES DTD 06/30/2017 2.000% 06/30/2024	912828XX3	11,430,000.00	AA+	Aaa	07/01/19	07/03/19	11,547,871.88	1.78	57,465.75	11,483,055.27	11,326,415.63
US TREASURY NOTES DTD 07/31/2017 2.125% 07/31/2024	9128282N9	2,500,000.00	AA+	Aaa	08/07/19	08/08/19	2,578,906.25	1.47	8,805.25	2,536,958.84	2,482,031.25

Managed Account Detail of Securities Held

For the Month Ending **March 31, 2022**

CITY OF STOCKTON RESERVE PORTFOLIO - 81140000

Security Type/Description Dated Date/Coupon/Maturity	CUSIP	Par	S&P Rating	Moody's Rating	Trade Date	Settle Date	Original Cost	YTM at Cost	Accrued Interest	Amortized Cost	Market Value
U.S. Treasury Bond / Note											
US TREASURY N/B NOTES DTD 08/15/2021 0.375% 08/15/2024	91282CCT6	6,020,000.00	AA+	Aaa	08/19/21	08/20/21	6,012,004.69	0.42	2,806.28	6,013,646.26	5,733,109.68
US TREASURY NOTES DTD 08/31/2017 1.875% 08/31/2024	9128282U3	6,775,000.00	AA+	Aaa	09/03/19	09/05/19	6,951,520.50	1.33	11,046.20	6,860,547.53	6,680,785.50
US TREASURY NOTES DTD 08/31/2017 1.875% 08/31/2024	9128282U3	7,500,000.00	AA+	Aaa	11/25/20	11/27/20	7,952,050.78	0.26	12,228.26	7,790,721.66	7,395,703.50
US TREASURY N/B NOTES DTD 09/15/2021 0.375% 09/15/2024	91282CCX7	3,155,000.00	AA+	Aaa	10/04/21	10/06/21	3,143,538.48	0.50	546.55	3,145,425.63	2,997,250.00
US TREASURY NOTES DTD 10/31/2019 1.500% 10/31/2024	912828YM6	2,120,000.00	AA+	Aaa	01/12/21	01/13/21	2,212,087.50	0.35	13,352.49	2,182,675.27	2,067,993.86
US TREASURY NOTES DTD 10/31/2017 2.250% 10/31/2024	9128283D0	3,400,000.00	AA+	Aaa	11/01/19	11/05/19	3,511,164.06	1.57	32,121.55	3,457,595.43	3,379,281.08
US TREASURY NOTES DTD 11/30/2017 2.125% 11/30/2024	9128283J7	2,140,000.00	AA+	Aaa	12/02/19	12/04/19	2,183,970.31	1.69	15,241.62	2,163,492.64	2,118,600.00
US TREASURY NOTES DTD 11/30/2017 2.125% 11/30/2024	9128283J7	8,775,000.00	AA+	Aaa	01/03/20	01/07/20	8,978,264.65	1.63	62,497.77	8,885,665.05	8,687,250.00
US TREASURY NOTES DTD 02/29/2020 1.125% 02/28/2025	912828ZC7	3,085,000.00	AA+	Aaa	10/04/21	10/06/21	3,139,108.01	0.60	3,017.93	3,131,390.75	2,965,456.25
US TREASURY NOTES DTD 02/29/2020 1.125% 02/28/2025	912828ZC7	5,860,000.00	AA+	Aaa	08/19/21	08/20/21	5,982,235.94	0.53	5,732.61	5,960,977.52	5,632,925.00
US TREASURY NOTES DTD 04/30/2020 0.375% 04/30/2025	912828ZL7	5,995,000.00	AA+	Aaa	04/05/21	04/07/21	5,916,783.98	0.70	9,439.64	5,935,705.51	5,613,755.17
US TREASURY NOTES DTD 06/30/2020 0.250% 06/30/2025	912828ZW3	3,195,000.00	AA+	Aaa	10/04/21	10/06/21	3,142,207.62	0.70	2,007.91	3,149,063.27	2,968,354.69
US TREASURY NOTES DTD 08/31/2020 0.250% 08/31/2025	91282CAJ0	1,840,000.00	AA+	Aaa	08/02/21	08/06/21	1,819,443.75	0.53	400.00	1,822,736.07	1,702,575.00
US TREASURY NOTES DTD 08/31/2020 0.250% 08/31/2025	91282CAJ0	4,140,000.00	AA+	Aaa	08/02/21	08/03/21	4,094,071.88	0.53	900.00	4,101,505.51	3,830,793.75

Managed Account Detail of Securities Held

For the Month Ending **March 31, 2022**

CITY OF STOCKTON RESERVE PORTFOLIO - 81140000

Security Type/Description Dated Date/Coupon/Maturity	CUSIP	Par	S&P Rating	Moody's Rating	Trade Date	Settle Date	Original Cost	YTM at Cost	Accrued Interest	Amortized Cost	Market Value
U.S. Treasury Bond / Note											
US TREASURY NOTES DTD 08/31/2020 0.250% 08/31/2025	91282CAJ0	5,565,000.00	AA+	Aaa	08/17/21	08/20/21	5,480,220.70	0.63	1,209.78	5,493,121.90	5,149,364.06
US TREASURY NOTES DTD 08/31/2020 0.250% 08/31/2025	91282CAJ0	6,095,000.00	AA+	Aaa	08/19/21	08/20/21	6,004,527.34	0.62	1,325.00	6,018,294.92	5,639,779.69
US TREASURY NOTES DTD 10/31/2020 0.250% 10/31/2025	91282CAT8	7,000,000.00	AA+	Aaa	10/04/21	10/06/21	6,851,796.88	0.78	7,348.07	6,869,449.61	6,453,125.00
US TREASURY NOTES DTD 11/30/2020 0.375% 11/30/2025	91282CAZ4	3,195,000.00	AA+	Aaa	10/04/21	10/06/21	3,138,713.09	0.81	4,015.69	3,145,284.85	2,953,378.13
US TREASURY NOTES DTD 11/30/2020 0.375% 11/30/2025	91282CAZ4	10,350,000.00	AA+	Aaa	11/01/21	11/02/21	10,070,226.56	1.05	13,008.59	10,098,410.59	9,567,281.25
US TREASURY NOTES DTD 12/31/2020 0.375% 12/31/2025	91282CBC4	5,700,000.00	AA+	Aaa	05/06/21	05/10/21	5,606,707.03	0.73	5,373.27	5,624,639.52	5,262,702.84
US TREASURY NOTES DTD 12/31/2020 0.375% 12/31/2025	91282CBC4	7,100,000.00	AA+	Aaa	01/11/21	01/13/21	7,059,230.47	0.49	6,693.03	7,069,192.36	6,555,296.52
US TREASURY NOTES DTD 01/31/2019 2.625% 01/31/2026	9128286A3	3,415,000.00	AA+	Aaa	02/04/21	02/04/21	3,780,111.52	0.46	14,858.08	3,695,747.11	3,427,806.25
US TREASURY NOTES DTD 01/31/2021 0.375% 01/31/2026	91282CBH3	4,075,000.00	AA+	Aaa	02/26/21	02/26/21	3,990,634.77	0.80	2,532.80	4,009,335.73	3,754,730.26
US TREASURY NOTES DTD 01/31/2021 0.375% 01/31/2026	91282CBH3	5,425,000.00	AA+	Aaa	04/21/21	04/22/21	5,325,824.22	0.77	3,371.89	5,345,375.20	4,998,628.64
US TREASURY NOTES DTD 01/31/2021 0.375% 01/31/2026	91282CBH3	7,635,000.00	AA+	Aaa	02/18/22	02/22/22	7,215,969.73	1.83	4,745.51	7,227,035.16	7,034,936.34
US TREASURY NOTES DTD 01/31/2021 0.375% 01/31/2026	91282CBH3	8,475,000.00	AA+	Aaa	01/04/22	01/06/22	8,174,402.34	1.27	5,267.61	8,191,596.69	7,808,917.54
US TREASURY NOTES DTD 01/31/2021 0.375% 01/31/2026	91282CBH3	9,000,000.00	AA+	Aaa	07/02/21	07/07/21	8,827,031.25	0.80	5,593.92	8,854,805.74	8,292,655.80
US TREASURY NOTES DTD 02/28/2021 0.500% 02/28/2026	91282CBQ3	6,035,000.00	AA+	Aaa	08/19/21	08/20/21	5,981,015.04	0.70	2,623.91	5,988,330.61	5,579,545.79

Managed Account Detail of Securities Held

For the Month Ending **March 31, 2022**

CITY OF STOCKTON RESERVE PORTFOLIO - 81140000

Security Type/Description Dated Date/Coupon/Maturity	CUSIP	Par	S&P Rating	Moody's Rating	Trade Date	Settle Date	Original Cost	YTM at Cost	Accrued Interest	Amortized Cost	Market Value
U.S. Treasury Bond / Note											
US TREASURY NOTES DTD 02/28/2021 0.500% 02/28/2026	91282CBQ3	8,615,000.00	AA+	Aaa	12/03/21	12/07/21	8,382,798.83	1.15	3,745.65	8,400,093.61	7,964,836.29
US TREASURY NOTES DTD 02/28/2021 0.500% 02/28/2026	91282CBQ3	10,690,000.00	AA+	Aaa	02/02/22	02/03/22	10,249,872.66	1.55	4,647.83	10,266,755.07	9,883,238.53
US TREASURY N/B NOTES DTD 05/31/2021 0.750% 05/31/2026	91282CCF6	3,155,000.00	AA+	Aaa	10/04/21	10/06/21	3,133,186.13	0.90	7,930.84	3,135,460.01	2,934,150.00
US TREASURY N/B NOTES DTD 05/31/2021 0.750% 05/31/2026	91282CCF6	4,060,000.00	AA+	Aaa	06/07/21	06/07/21	4,050,801.56	0.80	10,205.77	4,052,308.51	3,775,800.00
US TREASURY N/B NOTES DTD 05/31/2021 0.750% 05/31/2026	91282CCF6	5,065,000.00	AA+	Aaa	06/02/21	06/04/21	5,053,920.32	0.79	12,732.07	5,055,750.72	4,710,450.00
US TREASURY NOTES DTD 01/31/2021 0.750% 01/31/2028	91282CBJ9	1,080,000.00	AA+	Aaa	03/14/22	03/15/22	996,764.06	2.15	1,342.54	997,422.82	979,425.00
US TREASURY N/B NOTES DTD 09/30/2021 1.250% 09/30/2028	91282CCY5	1,050,000.00	AA+	Aaa	03/14/22	03/15/22	991,183.59	2.17	35.86	991,601.77	974,367.24
US TREASURY NOTES DTD 02/15/2019 2.625% 02/15/2029	9128286B1	1,000,000.00	AA+	Aaa	03/21/22	03/22/22	1,018,867.19	2.33	3,263.12	1,018,792.38	1,011,875.00
US TREASURY NOTES DTD 08/15/2019 1.625% 08/15/2029	912828YB0	1,040,000.00	AA+	Aaa	03/21/22	03/22/22	993,037.50	2.29	2,100.83	993,211.24	986,212.45
Security Type Sub-Total		251,264,000.00					250,198,272.93	1.15	600,062.58	249,893,842.12	239,503,465.35
Supra-National Agency Bond / Note											
INTL BK RECON & DEVELOP NOTES DTD 11/24/2020 0.250% 11/24/2023	459058JM6	3,740,000.00	AAA	Aaa	11/17/20	11/24/20	3,731,959.00	0.32	3,298.47	3,735,579.29	3,617,814.20
INTER-AMERICAN DEVEL BK NOTES DTD 09/23/2021 0.500% 09/23/2024	4581X0DZ8	8,380,000.00	AAA	Aaa	09/15/21	09/23/21	8,373,798.80	0.52	931.11	8,374,873.83	7,978,983.48
Security Type Sub-Total		12,120,000.00					12,105,757.80	0.46	4,229.58	12,110,453.12	11,596,797.68
Municipal Bond / Note											

Managed Account Detail of Securities Held

For the Month Ending **March 31, 2022**

CITY OF STOCKTON RESERVE PORTFOLIO - 81140000

Security Type/Description Dated Date/Coupon/Maturity	CUSIP	Par	S&P Rating	Moody's Rating	Trade Date	Settle Date	Original Cost	YTM at Cost	Accrued Interest	Amortized Cost	Market Value
Municipal Bond / Note											
CA ST TXBL GO BONDS DTD 10/24/2019 2.400% 10/01/2023	13063DRJ9	4,385,000.00	AA-	Aa2	10/16/19	10/24/19	4,472,743.85	1.87	52,620.00	4,418,437.85	4,383,640.65
MD ST TXBL GO BONDS DTD 08/05/2020 0.510% 08/01/2024	574193TQ1	1,295,000.00	AAA	Aaa	07/23/20	08/05/20	1,294,637.40	0.52	1,100.75	1,294,787.72	1,238,809.95
SAN DIEGO CCD, CA TXBL GO BONDS DTD 10/16/2019 2.046% 08/01/2024	797272QP9	1,450,000.00	AAA	Aaa	09/18/19	10/16/19	1,450,000.00	2.05	4,944.50	1,450,000.00	1,429,221.50
CA ST UNIV TXBL REV BONDS DTD 09/17/2020 0.685% 11/01/2024	13077DNC2	1,250,000.00	AA-	Aa2	08/27/20	09/17/20	1,250,000.00	0.69	3,567.71	1,250,000.00	1,183,112.50
CA ST DEPT WTR RES WTR SYS TXBL REV BNDS DTD 08/06/2020 0.560% 12/01/2024	13067WRB0	155,000.00	AAA	Aa1	07/30/20	08/06/20	155,000.00	0.56	289.33	155,000.00	146,220.80
UNIV OF CAL TXBL REV BONDS DTD 07/16/2020 0.883% 05/15/2025	91412HGE7	460,000.00	AA	Aa2	07/14/20	07/16/20	461,665.20	0.81	1,534.46	461,065.96	433,494.80
UNIV OF CAL TXBL REV BONDS DTD 07/16/2020 0.883% 05/15/2025	91412HGE7	1,060,000.00	AA	Aa2	07/10/20	07/16/20	1,060,000.00	0.88	3,535.92	1,060,000.00	998,922.80
FL ST BOARD OF ADMIN TXBL REV BONDS DTD 09/16/2020 1.258% 07/01/2025	341271AD6	1,050,000.00	AA	Aa3	09/03/20	09/16/20	1,057,423.50	1.11	3,302.25	1,055,038.13	996,912.00
FL ST BOARD OF ADMIN TXBL REV BONDS DTD 09/16/2020 1.258% 07/01/2025	341271AD6	2,700,000.00	AA	Aa3	09/03/20	09/16/20	2,700,000.00	1.26	8,491.50	2,700,000.00	2,563,488.00
LOS ANGELES CCD, CA TXBL GO BONDS DTD 11/10/2020 0.773% 08/01/2025	54438CYK2	1,930,000.00	AA+	Aaa	10/30/20	11/10/20	1,930,000.00	0.77	2,486.48	1,930,000.00	1,786,929.10
NJ TURNPIKE AUTHORITY TXBL REV BONDS DTD 02/04/2021 1.047% 01/01/2026	646140DP5	1,115,000.00	AA-	A1	01/22/21	02/04/21	1,115,000.00	1.05	2,918.51	1,115,000.00	1,039,626.00
Security Type Sub-Total		16,850,000.00					16,946,469.95	1.28	84,791.41	16,889,329.66	16,200,378.10
Federal Agency Commercial Mortgage-Backed Security											
FHLMC MULTIFAMILY STRUCTURED P DTD 11/01/2015 2.716% 06/01/2022	3137BLUR7	734,026.19	AA+	Aaa	04/02/19	04/05/19	735,861.26	2.63	1,661.35	734,123.28	734,002.76

Managed Account Detail of Securities Held

For the Month Ending **March 31, 2022**

CITY OF STOCKTON RESERVE PORTFOLIO - 81140000

Security Type/Description	Dated Date/Coupon/Maturity	CUSIP	Par	S&P Rating	Moody's Rating	Trade Date	Settle Date	Original Cost	YTM at Cost	Accrued Interest	Amortized Cost	Market Value
Federal Agency Commercial Mortgage-Backed Security												
FHLMC SERIES K721 A2 DTD 12/01/2015 3.090% 08/01/2022		3137BM6P6	1,534,994.72	AA+	Aaa	04/04/18	04/09/18	1,548,066.15	2.88	3,952.61	1,536,007.24	1,537,860.91
FHLMC MULTIFAMILY STRUCTURED P DTD 12/01/2012 2.307% 08/01/2022		3137AWQH1	2,240,000.00	AA+	Aaa	09/04/19	09/09/19	2,273,075.00	1.78	4,306.40	2,243,817.55	2,241,441.53
FANNIEMAE-ACES DTD 04/01/2014 3.346% 03/01/2024		3136AJB54	2,340,048.09	AA+	Aaa	12/13/19	12/18/19	2,453,759.82	2.14	6,524.83	2,391,903.60	2,365,856.13
FHMS KJ27 A1 DTD 11/01/2019 2.092% 07/01/2024		3137FQ3V3	328,447.20	AA+	Aaa	11/20/19	11/26/19	328,439.31	2.09	572.59	328,443.34	328,377.21
Security Type Sub-Total			7,177,516.20					7,339,201.54	2.23	17,017.78	7,234,295.01	7,207,538.54
Federal Agency Bond / Note												
FREDDIE MAC NOTES DTD 05/07/2020 0.375% 05/05/2023		3137EAER6	1,880,000.00	AA+	Aaa	06/15/20	06/16/20	1,883,158.40	0.32	2,859.17	1,881,196.77	1,851,666.52
FREDDIE MAC NOTES DTD 05/07/2020 0.375% 05/05/2023		3137EAER6	6,430,000.00	AA+	Aaa	08/03/20	08/04/20	6,461,507.00	0.20	9,778.96	6,442,521.21	6,333,093.47
FANNIE MAE NOTES DTD 05/22/2020 0.250% 05/22/2023		3135G04O3	7,600,000.00	AA+	Aaa	05/20/20	05/22/20	7,577,124.00	0.35	6,808.33	7,591,309.21	7,462,280.40
FREDDIE MAC NOTES DTD 06/26/2020 0.250% 06/26/2023		3137EAES4	6,905,000.00	AA+	Aaa	06/24/20	06/26/20	6,884,837.40	0.35	4,555.38	6,896,695.59	6,760,540.50
FANNIE MAE NOTES DTD 07/10/2020 0.250% 07/10/2023		3135G05G4	8,570,000.00	AA+	Aaa	07/08/20	07/10/20	8,551,574.50	0.32	4,820.63	8,562,175.47	8,377,629.21
FREDDIE MAC NOTES DTD 08/21/2020 0.250% 08/24/2023		3137EAEV7	4,585,000.00	AA+	Aaa	08/19/20	08/21/20	4,580,323.30	0.28	1,178.09	4,582,827.76	4,468,032.07
FANNIE MAE NOTES DTD 09/14/2018 2.875% 09/12/2023		3135G0U43	12,325,000.00	AA+	Aaa	11/29/18	11/30/18	12,272,249.00	2.97	18,701.48	12,309,026.74	12,452,896.53
FANNIE MAE NOTES DTD 11/25/2020 0.250% 11/27/2023		3135G06H1	2,180,000.00	AA+	Aaa	11/25/20	11/27/20	2,179,498.60	0.26	1,877.22	2,179,722.97	2,109,790.92
FANNIE MAE NOTES DTD 11/25/2020 0.250% 11/27/2023		3135G06H1	3,915,000.00	AA+	Aaa	01/25/21	01/26/21	3,920,950.80	0.20	3,371.25	3,918,478.49	3,788,913.51

Managed Account Detail of Securities Held

For the Month Ending **March 31, 2022**

CITY OF STOCKTON RESERVE PORTFOLIO - 81140000

Security Type/Description	CUSIP	Par	S&P Rating	Moody's Rating	Trade Date	Settle Date	Original Cost	YTM at Cost	Accrued Interest	Amortized Cost	Market Value
Dated Date/Coupon/Maturity											
Federal Agency Bond / Note											
FREDDIE MAC NOTES DTD 12/04/2020 0.250% 12/04/2023	3137EAF2	4,445,000.00	AA+	Aaa	12/02/20	12/04/20	4,440,599.45	0.28	3,611.56	4,442,540.51	4,299,484.04
FEDERAL HOME LOAN BANKS NOTES DTD 12/09/2013 3.375% 12/08/2023	3130A0F70	3,425,000.00	AA+	Aaa	01/30/19	01/31/19	3,527,407.50	2.71	36,283.59	3,460,599.90	3,488,187.83
FEDERAL FARM CREDIT BANK NOTES DTD 04/08/2020 0.875% 04/08/2024	3133ELVX9	1,500,000.00	AA+	Aaa	04/07/20	04/08/20	1,500,000.00	0.88	6,307.29	1,500,000.00	1,455,898.50
FANNIE MAE NOTES DTD 01/10/2020 1.625% 01/07/2025	3135G0X24	8,760,000.00	AA+	Aaa	03/04/20	03/05/20	9,085,346.40	0.84	33,215.00	8,946,122.42	8,556,075.96
FEDERAL HOME LOAN BANK NOTES DTD 04/16/2020 0.500% 04/14/2025	3130AJHU6	4,920,000.00	AA+	Aaa	04/15/20	04/16/20	4,895,596.80	0.60	11,411.67	4,905,162.75	4,628,411.28
FANNIE MAE NOTES DTD 04/24/2020 0.625% 04/22/2025	3135G03U5	525,000.00	AA+	Aaa	05/21/20	05/26/20	526,727.25	0.56	1,449.22	526,076.64	495,584.77
FANNIE MAE NOTES DTD 04/24/2020 0.625% 04/22/2025	3135G03U5	3,035,000.00	AA+	Aaa	04/29/20	04/30/20	3,041,343.15	0.58	8,377.87	3,038,897.30	2,864,951.99
FANNIE MAE NOTES DTD 04/24/2020 0.625% 04/22/2025	3135G03U5	6,600,000.00	AA+	Aaa	04/22/20	04/24/20	6,586,404.00	0.67	18,218.75	6,591,673.94	6,230,208.60
FANNIE MAE NOTES DTD 04/24/2020 0.625% 04/22/2025	3135G03U5	11,600,000.00	AA+	Aaa	06/02/20	06/03/20	11,673,892.00	0.49	32,020.84	11,646,265.34	10,950,063.60
FANNIE MAE NOTES DTD 06/19/2020 0.500% 06/17/2025	3135G04Z3	1,490,000.00	AA+	Aaa	09/17/20	09/18/20	1,495,304.40	0.42	2,152.22	1,493,590.34	1,395,922.89
FANNIE MAE NOTES DTD 06/19/2020 0.500% 06/17/2025	3135G04Z3	4,150,000.00	AA+	Aaa	10/02/20	10/05/20	4,167,720.50	0.41	5,994.44	4,162,113.14	3,887,973.15
FANNIE MAE NOTES DTD 06/19/2020 0.500% 06/17/2025	3135G04Z3	7,645,000.00	AA+	Aaa	06/17/20	06/19/20	7,629,174.85	0.54	11,042.78	7,634,822.97	7,162,302.35
FREDDIE MAC NOTES DTD 07/23/2020 0.375% 07/21/2025	3137EAEU9	4,620,000.00	AA+	Aaa	07/21/20	07/23/20	4,596,992.40	0.48	3,368.75	4,604,775.12	4,304,320.02
FANNIE MAE NOTES DTD 08/27/2020 0.375% 08/25/2025	3135G05X7	3,075,000.00	AA+	Aaa	10/22/20	10/23/20	3,057,780.00	0.49	1,153.12	3,062,896.30	2,859,144.22

Managed Account Detail of Securities Held

For the Month Ending **March 31, 2022**

CITY OF STOCKTON RESERVE PORTFOLIO - 81140000

Security Type/Description	Dated Date/Coupon/Maturity	CUSIP	Par	S&P Rating	Moody's Rating	Trade Date	Settle Date	Original Cost	YTM at Cost	Accrued Interest	Amortized Cost	Market Value
Federal Agency Bond / Note												
FANNIE MAE NOTES DTD 08/27/2020 0.375% 08/25/2025		3135G05X7	4,915,000.00	AA+	Aaa	08/25/20	08/27/20	4,891,997.80	0.47	1,843.13	4,899,337.32	4,569,981.75
FREDDIE MAC NOTES DTD 09/25/2020 0.375% 09/23/2025		3137EAEX3	7,090,000.00	AA+	Aaa	09/23/20	09/25/20	7,068,659.10	0.44	590.83	7,075,129.23	6,581,420.12
FEDERAL FARM CREDIT BANK (CALLABLE) DTD 09/29/2020 0.530% 09/29/2025		3133EMBH4	4,530,000.00	AA+	Aaa	10/07/20	10/09/20	4,522,072.50	0.57	133.38	4,524,425.43	4,222,725.57
FANNIE MAE NOTES DTD 11/12/2020 0.500% 11/07/2025		3135G06G3	4,625,000.00	AA+	Aaa	11/09/20	11/12/20	4,608,442.50	0.57	9,250.00	4,613,034.23	4,304,894.50
FANNIE MAE NOTES DTD 11/12/2020 0.500% 11/07/2025		3135G06G3	5,475,000.00	AA+	Aaa	11/19/20	11/24/20	5,472,919.50	0.51	10,950.00	5,473,486.49	5,096,064.30
FANNIE MAE NOTES DTD 11/12/2020 0.500% 11/07/2025		3135G06G3	6,190,000.00	AA+	Aaa	12/03/20	12/04/20	6,188,885.80	0.50	12,380.00	6,189,184.94	5,761,577.72
Security Type Sub-Total			153,005,000.00					153,288,488.90	0.73	263,704.95	153,154,088.52	146,720,036.29
Corporate Note												
INTEL CORP NOTES (CALLED, OMD) 05/11/2022 DTD 05/11/2017 2.350% 04/11/2022		458140BB5	4,000,000.00	A+	A1	07/10/17	07/13/17	4,002,480.00	2.34	36,555.56	4,000,014.31	4,001,096.00
HOME DEPOT INC CORP NOTES (CALLED, OMD 6 DTD 06/02/2015 2.625% 05/01/2022		437076BG6	2,000,000.00	A	A2	07/10/17	07/13/17	2,029,380.00	2.30	17,500.00	2,000,502.80	2,002,942.00
APPLE INC CORP (CALLABLE) NOTE DTD 05/11/2017 2.300% 05/11/2022		037833CQ1	165,000.00	AA+	Aaa	07/10/17	07/13/17	164,780.55	2.33	1,475.83	164,995.02	165,139.43
UNITED PARCEL SERVICE (CALLABLE) NOTES DTD 05/16/2017 2.350% 05/16/2022		911312BC9	4,000,000.00	A-	A2	07/10/17	07/13/17	4,012,880.00	2.28	35,250.00	4,000,111.16	4,003,660.00
AMERICAN HONDA FINANCE DTD 01/10/2020 1.950% 05/10/2023		02665WDH1	3,550,000.00	A-	A3	01/07/20	01/10/20	3,548,686.50	1.96	27,113.13	3,549,563.61	3,537,209.35

Managed Account Detail of Securities Held

For the Month Ending **March 31, 2022**

CITY OF STOCKTON RESERVE PORTFOLIO - 81140000

Security Type/Description	Dated Date/Coupon/Maturity	CUSIP	Par	S&P Rating	Moody's Rating	Trade Date	Settle Date	Original Cost	YTM at Cost	Accrued Interest	Amortized Cost	Market Value
Corporate Note												
PACCAR FINANCIAL CORP CORPORATE NOTES DTD 08/11/2020 0.350% 08/11/2023		69371RQ90	485,000.00	A+	A1	08/04/20	08/11/20	484,364.65	0.39	235.76	484,711.63	471,942.83
BANK OF NY MELLON CORP CORP NOTES DTD 08/13/2018 3.450% 08/11/2023		06406RAJ6	6,735,000.00	A	A1	01/30/19	01/31/19	6,814,742.40	3.17	32,271.88	6,758,975.79	6,828,246.08
US BANK NA CINCINNATI CORP NOTES (CALLAB) DTD 02/04/2019 3.375% 02/05/2024		91159HHV5	2,125,000.00	A+	A2	04/02/19	04/04/19	2,171,197.50	2.89	11,156.25	2,142,127.92	2,152,899.13
MERCK & CO INC (CALLABLE) CORP NOTES DTD 03/07/2019 2.900% 03/07/2024		58933YAU9	4,625,000.00	A+	A1	11/19/21	11/23/21	4,839,183.75	0.85	8,941.67	4,804,903.72	4,666,916.38
PFIZER INC CORP NOTES DTD 03/11/2019 2.950% 03/15/2024		717081ES8	6,400,000.00	A+	A2	06/03/19	06/05/19	6,562,752.00	2.38	8,391.11	6,464,968.02	6,454,707.20
MASTERCARD INC CORP NOTES DTD 03/31/2014 3.375% 04/01/2024		57636OAB0	4,250,000.00	A+	A1	04/02/19	04/04/19	4,388,762.50	2.67	71,718.75	4,305,611.51	4,320,839.00
MORGAN STANLEY CORP NOTES (CALLABLE) DTD 04/22/2021 0.731% 04/05/2024		61772BAA1	670,000.00	BBB+	A1	04/19/21	04/22/21	670,000.00	0.73	2,394.43	670,000.00	655,925.31
MORGAN STANLEY CORP NOTES (CALLABLE) DTD 04/22/2021 0.731% 04/05/2024		61772BAA1	1,995,000.00	BBB+	A1	04/20/21	04/22/21	1,997,513.70	0.69	7,129.69	1,996,300.92	1,953,091.04
AMAZON.COM INC CORPORATE NOTES DTD 05/12/2021 0.450% 05/12/2024		023135BW5	3,085,000.00	AA	A1	05/10/21	05/12/21	3,080,495.90	0.50	5,360.19	3,081,827.40	2,962,648.90
WALMART INC CORPORATE NOTES DTD 04/23/2019 2.850% 07/08/2024		931142EL3	8,200,000.00	AA	Aa2	05/12/20	05/14/20	8,837,386.00	0.94	53,880.83	8,426,612.85	8,276,784.80
US BANCORP NOTES (CALLABLE) DTD 07/29/2019 2.400% 07/30/2024		91159HHX1	3,300,000.00	A+	A2	08/01/19	08/05/19	3,302,739.00	2.38	13,420.00	3,301,253.91	3,277,629.30
JPMORGAN CHASE & CO CORPORATE NOTES (CAL) DTD 09/16/2020 0.653% 09/16/2024		46647PBS4	2,935,000.00	A-	A2	09/09/20	09/16/20	2,935,000.00	0.65	798.56	2,935,000.00	2,849,359.64

Managed Account Detail of Securities Held

For the Month Ending **March 31, 2022**

CITY OF STOCKTON RESERVE PORTFOLIO - 81140000

Security Type/Description	Dated Date/Coupon/Maturity	CUSIP	Par	S&P Rating	Moody's Rating	Trade Date	Settle Date	Original Cost	YTM at Cost	Accrued Interest	Amortized Cost	Market Value
Corporate Note												
BANK OF AMERICA CORP (CALLABLE) CORPORAT	DTD 10/21/2020 0.810% 10/24/2024	06051GJH3	3,815,000.00	A-	A2	10/16/20	10/21/20	3,815,000.00	0.81	13,476.49	3,815,000.00	3,685,843.18
JOHN DEERE CAPITAL CORP CORPORATE NOTES	DTD 01/10/2022 1.250% 01/10/2025	24422EVY2	4,715,000.00	A	A2	03/08/22	03/10/22	4,596,134.85	2.17	13,260.94	4,598,656.58	4,524,622.45
MICROSOFT CORP (CALLABLE) NOTES	DTD 02/12/2015 2.700% 02/12/2025	594918BB9	5,350,000.00	AAA	Aaa	03/04/21	03/08/21	5,727,763.50	0.87	19,661.25	5,618,506.99	5,369,907.35
TOYOTA MOTOR CREDIT CORP CORP NOTES	DTD 02/13/2020 1.800% 02/13/2025	89236TGT6	1,595,000.00	A+	A1	05/21/20	05/26/20	1,616,692.00	1.50	3,828.00	1,608,198.90	1,547,145.22
TOYOTA MOTOR CREDIT CORP CORP NOTES	DTD 02/13/2020 1.800% 02/13/2025	89236TGT6	2,180,000.00	A+	A1	05/20/20	05/26/20	2,201,298.60	1.58	5,232.00	2,192,959.53	2,114,593.46
NOVARTIS CAPITAL CORP	DTD 02/14/2020 1.750% 02/14/2025	66989HAP3	7,360,000.00	AA-	A1	05/08/20	05/12/20	7,619,513.60	0.99	16,815.56	7,514,826.91	7,178,870.40
CITIGROUP INC CORPORATE NOTES	DTD 05/04/2021 0.981% 05/01/2025	172967MX6	1,310,000.00	BBB+	A3	04/27/21	05/04/21	1,310,000.00	0.98	5,354.63	1,310,000.00	1,248,017.35
CITIGROUP INC CORPORATE NOTES	DTD 05/04/2021 0.981% 05/01/2025	172967MX6	1,400,000.00	BBB+	A3	04/28/21	05/04/21	1,403,710.00	0.91	5,722.50	1,402,865.20	1,333,759.00
GOLDMAN SACHS GROUP INC CORPORATE NOTES	DTD 05/22/2015 3.750% 05/22/2025	38148LAE6	3,635,000.00	BBB+	A2	02/12/21	02/17/21	4,060,949.30	0.94	48,845.31	3,942,404.07	3,691,815.05
HONEYWELL INTL CORP NOTES (CALLABLE)	DTD 05/18/2020 1.350% 06/01/2025	438516CB0	4,000,000.00	A	A2	09/03/21	09/08/21	4,078,320.00	0.82	18,000.00	4,066,257.19	3,837,652.00
JPMORGAN CHASE & CO CORPORATE NOTES	DTD 08/10/2021 0.768% 08/09/2025	46647PCM6	3,360,000.00	A-	A2	08/03/21	08/10/21	3,360,000.00	0.77	3,727.36	3,360,000.00	3,184,157.76
STATE STREET CORP CORPORATE NOTES	DTD 02/07/2022 1.746% 02/06/2026	857477BR3	875,000.00	A	A1	02/02/22	02/07/22	875,000.00	1.75	2,291.63	875,000.00	846,902.88

Managed Account Detail of Securities Held

For the Month Ending **March 31, 2022**

CITY OF STOCKTON RESERVE PORTFOLIO - 81140000

Security Type/Description Dated Date/Coupon/Maturity	CUSIP	Par	S&P Rating	Moody's Rating	Trade Date	Settle Date	Original Cost	YTM at Cost	Accrued Interest	Amortized Cost	Market Value
Corporate Note											
BANK OF AMERICA CORP NOTES (CALLABLE) DTD 03/22/2022 3.384% 04/02/2026	06051GKM0	3,750,000.00	A-	A2	03/17/22	03/22/22	3,750,000.00	3.38	3,172.50	3,750,000.00	3,744,296.25
TARGET CORP CORPORATE NOTES DTD 01/24/2022 1.950% 01/15/2027	87612EBM7	780,000.00	A	A2	01/19/22	01/24/22	778,674.00	1.99	2,830.75	778,722.89	753,602.46
TARGET CORP CORPORATE NOTES DTD 01/24/2022 1.950% 01/15/2027	87612EBM7	3,500,000.00	A	A2	01/27/22	01/31/22	3,497,865.00	1.96	12,702.08	3,497,935.77	3,381,549.50
Security Type Sub-Total		106,145,000.00					108,533,265.30	1.66	508,514.64	107,418,814.60	105,023,770.70
Certificate of Deposit											
SUMITOMO MITSUI BANK NY CERT DEPOS DTD 07/14/2020 0.700% 07/08/2022	86565CKU2	3,840,000.00	A-1	P-1	07/10/20	07/14/20	3,840,000.00	0.70	6,047.99	3,840,000.00	3,837,507.84
NORDEA BANK ABP NEW YORK CERT DEPOS DTD 08/29/2019 1.850% 08/26/2022	65558TLL7	6,060,000.00	A-1+	P-1	08/27/19	08/29/19	6,060,000.00	1.84	9,965.33	6,060,000.00	6,076,816.50
SKANDINAV ENSKILDA BANK LT CD DTD 09/03/2019 1.860% 08/26/2022	83050PDR7	7,365,000.00	A-1	P-1	08/29/19	09/03/19	7,365,000.00	1.85	12,937.85	7,365,000.00	7,385,732.48
DNB BANK ASA/NY LT CD DTD 12/06/2019 2.040% 12/02/2022	23341VZT1	3,620,000.00	A-1+	P-1	12/05/19	12/06/19	3,620,000.00	2.03	24,616.00	3,620,000.00	3,629,940.52
BARCLAYS BANK PLC NY CERT DEPOS DTD 02/03/2022 1.050% 02/01/2023	06742TG34	5,885,000.00	A-1	P-1	02/02/22	02/03/22	5,885,000.00	1.05	9,783.81	5,885,000.00	5,827,683.33
CREDIT SUISSE NEW YORK CERT DEPOS DTD 03/23/2021 0.590% 03/17/2023	22552G3C2	4,065,000.00	A-1	P-1	03/19/21	03/23/21	4,065,000.00	0.59	999.31	4,065,000.00	4,005,740.43
Security Type Sub-Total		30,835,000.00					30,835,000.00	1.41	64,350.29	30,835,000.00	30,763,421.10
Asset-Backed Security											
HAROT 2019-1 A3 DTD 02/27/2019 2.830% 03/20/2023	43814WAC9	128,060.95	AAA	NR	02/19/19	02/27/19	128,057.52	2.83	130.87	128,060.13	128,268.51
HYUNDAI AUTO RECEIVABLES TRUST DTD 04/10/2019 2.660% 06/15/2023	44932NAD2	168,392.71	AAA	NR	04/03/19	04/10/19	168,370.55	2.66	199.08	168,386.32	168,505.99

Managed Account Detail of Securities Held

For the Month Ending **March 31, 2022**

CITY OF STOCKTON RESERVE PORTFOLIO - 81140000

Security Type/Description	CUSIP	Par	S&P Rating	Moody's Rating	Trade Date	Settle Date	Original Cost	YTM at Cost	Accrued Interest	Amortized Cost	Market Value
Asset-Backed Security											
HAROT 2019-2 A3 DTD 05/29/2019 2.520% 06/21/2023	43815MAC0	505,298.51	NR	Aaa	05/21/19	05/29/19	505,279.67	2.52	353.71	505,292.85	506,519.61
NAROT 2019-A A3 DTD 02/13/2019 2.900% 10/15/2023	65479KAD2	475,387.60	NR	Aaa	02/05/19	02/13/19	475,315.58	2.90	612.72	475,363.86	476,296.16
COPAR 2019-1 A3 DTD 05/30/2019 2.510% 11/15/2023	14042WAC4	246,769.58	AAA	Aaa	05/21/19	05/30/19	246,719.59	2.51	275.29	246,751.39	247,355.46
NAROT 2019-B A3 DTD 05/28/2019 2.500% 11/15/2023	65479HAC1	660,815.93	NR	Aaa	05/21/19	05/28/19	660,666.51	2.51	734.24	660,761.64	662,897.70
CARMX 2019-2 A3 DTD 04/17/2019 2.680% 03/15/2024	14316LAC7	474,906.07	AAA	NR	04/09/19	04/17/19	474,857.53	2.68	565.67	474,886.75	476,570.71
TAOT 2020-A A3 DTD 02/12/2020 1.660% 05/15/2024	89232HAC9	2,346,174.90	AAA	Aaa	02/04/20	02/12/20	2,346,005.50	1.66	1,730.96	2,346,090.42	2,344,462.66
NAROT 2020-B A3 DTD 06/30/2020 0.550% 07/15/2024	65479CAD0	681,845.47	AAA	Aaa	06/23/20	06/30/20	681,826.79	0.55	166.67	681,834.89	677,485.89
CARMX 2020-1 A3 DTD 01/22/2020 1.890% 12/16/2024	14315XAC2	1,260,020.97	AAA	NR	01/14/20	01/22/20	1,259,773.75	1.89	1,058.42	1,259,884.24	1,258,743.43
HAROT 2021-1 A3 DTD 02/24/2021 0.270% 04/21/2025	43813GAC5	1,445,000.00	NR	Aaa	02/17/21	02/24/21	1,444,973.56	0.27	108.38	1,444,980.55	1,413,305.95
HART 2021-A A3 DTD 04/28/2021 0.380% 09/15/2025	44933LAC7	1,145,000.00	AAA	NR	04/20/21	04/28/21	1,144,879.55	0.38	193.38	1,144,904.98	1,115,576.36
CARMX 2021-1 A3 DTD 01/27/2021 0.340% 12/15/2025	14316NAC3	860,000.00	AAA	NR	01/20/21	01/27/21	859,830.06	0.34	129.96	859,870.95	838,924.84
TAOT 2021-C A3 DTD 09/27/2021 0.430% 01/15/2026	89239BAC5	2,000,000.00	AAA	Aaa	09/21/21	09/27/21	1,999,840.60	0.43	382.22	1,999,859.47	1,934,852.40
CARMX 2021-2 A3 DTD 04/21/2021 0.520% 02/17/2026	14314OAC8	1,725,000.00	AAA	NR	04/13/21	04/21/21	1,724,628.26	0.52	398.67	1,724,701.01	1,685,118.69
HART 2021-C A3 DTD 11/17/2021 0.740% 05/15/2026	44935FAD6	990,000.00	AAA	NR	11/09/21	11/17/21	989,779.03	0.75	325.60	989,797.22	950,738.98

Managed Account Detail of Securities Held

For the Month Ending **March 31, 2022**

CITY OF STOCKTON RESERVE PORTFOLIO - 81140000

Security Type/Description	Dated Date/Coupon/Maturity	CUSIP	Par	S&P Rating	Moody's Rating	Trade Date	Settle Date	Original Cost	YTM at Cost	Accrued Interest	Amortized Cost	Market Value
Asset-Backed Security												
DCENT 2021-A1 A1		254683CP8	1,595,000.00	AAA	Aaa	09/20/21	09/27/21	1,594,658.51	0.58	411.16	1,594,693.52	1,512,527.81
DTD 09/27/2021 0.580% 09/15/2026												
Security Type Sub-Total			16,707,672.69					16,705,462.56	1.10	7,777.00	16,706,120.19	16,398,151.15
Managed Account Sub-Total			594,104,188.89					595,951,918.98	1.15	1,550,448.23	594,241,943.22	573,413,558.91
Securities Sub-Total			\$594,104,188.89					\$595,951,918.98	1.15%	\$1,550,448.23	\$594,241,943.22	\$573,413,558.91
Accrued Interest												\$1,550,448.23
Total Investments												\$574,964,007.14

Managed Account Fair Market Value & Analytics

For the Month Ending **March 31, 2022**

CITY OF STOCKTON RESERVE PORTFOLIO - 81140000

Security Type/Description	Dated Date/Coupon/Maturity	CUSIP	Par	Broker	Next Call Date	Market Price	Market Value	Unreal G/L On Cost	Unreal G/L Amort Cost	Effective Duration	YTM at Mkt
U.S. Treasury Bond / Note											
US TREASURY NOTES	DTD 08/01/2016 1.250% 07/31/2023	912828S92	1,090,000.00	RBC		98.94	1,078,418.75	42,961.33	4,681.14	1.33	2.06
US TREASURY NOTES	DTD 08/01/2016 1.250% 07/31/2023	912828S92	2,375,000.00	NOMURA		98.94	2,349,765.63	75,332.04	5,718.94	1.33	2.06
US TREASURY NOTES	DTD 09/30/2016 1.375% 09/30/2023	912828T26	5,000,000.00	MERRILL		98.89	4,944,531.00	(38,476.81)	(49,329.81)	1.49	2.13
US TREASURY NOTES	DTD 11/15/2020 0.250% 11/15/2023	91282CAW1	3,145,000.00	CITIGRP		96.89	3,047,210.00	(94,350.16)	(95,140.88)	1.62	2.21
US TREASURY NOTES	DTD 11/15/2013 2.750% 11/15/2023	912828WE6	10,925,000.00	TD		100.83	11,015,472.11	(20,058.16)	52,209.15	1.58	2.23
US TREASURY NOTES	DTD 11/30/2016 2.125% 11/30/2023	912828U57	8,515,000.00	BNP_PARI		99.84	8,501,695.31	139,033.98	38,555.28	1.64	2.22
US TREASURY NOTES	DTD 12/31/2018 2.625% 12/31/2023	912828U00	460,000.00	MERRILL		100.61	462,803.15	1,437.53	2,317.00	1.71	2.27
US TREASURY NOTES	DTD 02/28/2019 2.375% 02/29/2024	9128286G0	763,000.00	WELLS_F		100.09	763,715.31	(38,805.71)	(28,957.29)	1.88	2.32
US TREASURY NOTES	DTD 02/28/2019 2.375% 02/29/2024	9128286G0	2,656,000.00	WELLS_F		100.09	2,658,490.00	(134,356.25)	(100,254.93)	1.88	2.32
US TREASURY NOTES	DTD 03/31/2017 2.125% 03/31/2024	912828W71	5,930,000.00	RBC		99.58	5,904,982.52	(188,092.48)	(171,084.66)	1.97	2.34
US TREASURY N/B NOTES	DTD 04/15/2021 0.375% 04/15/2024	91282CBV2	3,140,000.00	TD		96.05	3,015,872.03	(122,410.78)	(122,740.44)	2.03	2.37
US TREASURY NOTES	DTD 05/01/2017 2.000% 04/30/2024	912828X70	4,515,000.00	MORGAN_S		99.22	4,479,726.56	(55,732.03)	(43,954.92)	2.03	2.39
US TREASURY NOTES	DTD 06/30/2017 2.000% 06/30/2024	912828XX3	11,430,000.00	RBC		99.09	11,326,415.63	(221,456.25)	(156,639.64)	2.20	2.42
US TREASURY NOTES	DTD 07/31/2017 2.125% 07/31/2024	9128282N9	2,500,000.00	HSBC		99.28	2,482,031.25	(96,875.00)	(54,927.59)	2.28	2.44
US TREASURY N/B NOTES	DTD 08/15/2021 0.375% 08/15/2024	91282CCT6	6,020,000.00	CITIGRP		95.23	5,733,109.68	(278,895.01)	(280,536.58)	2.37	2.45
US TREASURY NOTES	DTD 08/31/2017 1.875% 08/31/2024	9128282U3	6,775,000.00	HSBC		98.61	6,680,785.50	(270,735.00)	(179,762.03)	2.37	2.47
US TREASURY NOTES	DTD 08/31/2017 1.875% 08/31/2024	9128282U3	7,500,000.00	RBS		98.61	7,395,703.50	(556,347.28)	(395,018.16)	2.37	2.47

Managed Account Fair Market Value & Analytics

For the Month Ending **March 31, 2022**

CITY OF STOCKTON RESERVE PORTFOLIO - 81140000

Security Type/Description	CUSIP	Par	Broker	Next Call Date	Market Price	Market Value	Unreal G/L On Cost	Unreal G/L Amort Cost	Effective Duration	YTM at Mkt
U.S. Treasury Bond / Note										
US TREASURY N/B NOTES DTD 09/15/2021 0.375% 09/15/2024	91282CCX7	3,155,000.00	JPM_CHA		95.00	2,997,250.00	(146,288.48)	(148,175.63)	2.45	2.49
US TREASURY NOTES DTD 10/31/2019 1.500% 10/31/2024	912828YM6	2,120,000.00	BNP_PAR		97.55	2,067,993.86	(144,093.64)	(114,681.41)	2.53	2.49
US TREASURY NOTES DTD 10/31/2017 2.250% 10/31/2024	9128283D0	3,400,000.00	MORGAN_S		99.39	3,379,281.08	(131,882.98)	(78,314.35)	2.50	2.49
US TREASURY NOTES DTD 11/30/2017 2.125% 11/30/2024	9128283J7	2,140,000.00	NOMURA		99.00	2,118,600.00	(65,370.31)	(44,892.64)	2.59	2.51
US TREASURY NOTES DTD 11/30/2017 2.125% 11/30/2024	9128283J7	8,775,000.00	RBS		99.00	8,687,250.00	(291,014.65)	(198,415.05)	2.59	2.51
US TREASURY NOTES DTD 02/29/2020 1.125% 02/28/2025	912828ZC7	3,085,000.00	MERRILL		96.13	2,965,456.25	(173,651.76)	(165,934.50)	2.87	2.51
US TREASURY NOTES DTD 02/29/2020 1.125% 02/28/2025	912828ZC7	5,860,000.00	HSBC		96.13	5,632,925.00	(349,310.94)	(328,052.52)	2.87	2.51
US TREASURY NOTES DTD 04/30/2020 0.375% 04/30/2025	912828ZL7	5,995,000.00	NOMURA		93.64	5,613,755.17	(303,028.81)	(321,950.34)	3.06	2.53
US TREASURY NOTES DTD 06/30/2020 0.250% 06/30/2025	912828ZW3	3,195,000.00	GOLDMAN		92.91	2,968,354.69	(173,852.93)	(180,708.58)	3.24	2.54
US TREASURY NOTES DTD 08/31/2020 0.250% 08/31/2025	91282CAJ0	1,840,000.00	WELLS_F		92.53	1,702,575.00	(116,868.75)	(120,161.07)	3.40	2.55
US TREASURY NOTES DTD 08/31/2020 0.250% 08/31/2025	91282CAJ0	4,140,000.00	JPM_CHA		92.53	3,830,793.75	(263,278.13)	(270,711.76)	3.40	2.55
US TREASURY NOTES DTD 08/31/2020 0.250% 08/31/2025	91282CAJ0	5,565,000.00	BARCLAY		92.53	5,149,364.06	(330,856.64)	(343,757.84)	3.40	2.55
US TREASURY NOTES DTD 08/31/2020 0.250% 08/31/2025	91282CAJ0	6,095,000.00	NOMURA		92.53	5,639,779.69	(364,747.65)	(378,515.23)	3.40	2.55
US TREASURY NOTES DTD 10/31/2020 0.250% 10/31/2025	91282CAT8	7,000,000.00	TD		92.19	6,453,125.00	(398,671.88)	(416,324.61)	3.56	2.55
US TREASURY NOTES DTD 11/30/2020 0.375% 11/30/2025	91282CAZ4	3,195,000.00	CITIGRP		92.44	2,953,378.13	(185,334.96)	(191,906.72)	3.64	2.55
US TREASURY NOTES DTD 11/30/2020 0.375% 11/30/2025	91282CAZ4	10,350,000.00	WELLS_F		92.44	9,567,281.25	(502,945.31)	(531,129.34)	3.64	2.55
US TREASURY NOTES DTD 12/31/2020 0.375% 12/31/2025	91282CBC4	5,700,000.00	WELLS_F		92.33	5,262,702.84	(344,004.19)	(361,936.68)	3.72	2.53

Managed Account Fair Market Value & Analytics

For the Month Ending **March 31, 2022**

CITY OF STOCKTON RESERVE PORTFOLIO - 81140000

Security Type/Description	Dated Date/Coupon/Maturity	CUSIP	Par	Broker	Next Call Date	Market Price	Market Value	Unreal G/L On Cost	Unreal G/L Amort Cost	Effective Duration	YTM at Mkt
U.S. Treasury Bond / Note											
US TREASURY NOTES	DTD 12/31/2020 0.375% 12/31/2025	91282CBC4	7,100,000.00	JPM_CHA		92.33	6,555,296.52	(503,933.95)	(513,895.84)	3.72	2.53
US TREASURY NOTES	DTD 01/31/2019 2.625% 01/31/2026	9128286A3	3,415,000.00	BARCLAY		100.38	3,427,806.25	(352,305.27)	(267,940.86)	3.66	2.52
US TREASURY NOTES	DTD 01/31/2021 0.375% 01/31/2026	91282CBH3	4,075,000.00	MERRILL		92.14	3,754,730.26	(235,904.51)	(254,605.47)	3.81	2.54
US TREASURY NOTES	DTD 01/31/2021 0.375% 01/31/2026	91282CBH3	5,425,000.00	HSBC		92.14	4,998,628.64	(327,195.58)	(346,746.56)	3.81	2.54
US TREASURY NOTES	DTD 01/31/2021 0.375% 01/31/2026	91282CBH3	7,635,000.00	NOMURA		92.14	7,034,936.34	(181,033.39)	(192,098.82)	3.81	2.54
US TREASURY NOTES	DTD 01/31/2021 0.375% 01/31/2026	91282CBH3	8,475,000.00	MORGAN_		92.14	7,808,917.54	(365,484.80)	(382,679.15)	3.81	2.54
US TREASURY NOTES	DTD 01/31/2021 0.375% 01/31/2026	91282CBH3	9,000,000.00	BNP_PAR		92.14	8,292,655.80	(534,375.45)	(562,149.94)	3.81	2.54
US TREASURY NOTES	DTD 02/28/2021 0.500% 02/28/2026	91282CBO3	6,035,000.00	WELLS_F		92.45	5,579,545.79	(401,469.25)	(408,784.82)	3.88	2.54
US TREASURY NOTES	DTD 02/28/2021 0.500% 02/28/2026	91282CBQ3	8,615,000.00	WELLS_F		92.45	7,964,836.29	(417,962.54)	(435,257.32)	3.88	2.54
US TREASURY NOTES	DTD 02/28/2021 0.500% 02/28/2026	91282CBO3	10,690,000.00	CITIGRP		92.45	9,883,238.53	(366,634.13)	(383,516.54)	3.88	2.54
US TREASURY N/B NOTES	DTD 05/31/2021 0.750% 05/31/2026	91282CCF6	3,155,000.00	CITIGRP		93.00	2,934,150.00	(199,036.13)	(201,310.01)	4.10	2.53
US TREASURY N/B NOTES	DTD 05/31/2021 0.750% 05/31/2026	91282CCF6	4,060,000.00	RBC		93.00	3,775,800.00	(275,001.56)	(276,508.51)	4.10	2.53
US TREASURY N/B NOTES	DTD 05/31/2021 0.750% 05/31/2026	91282CCF6	5,065,000.00	RBC		93.00	4,710,450.00	(343,470.32)	(345,300.72)	4.10	2.53
US TREASURY NOTES	DTD 01/31/2021 0.750% 01/31/2028	91282CBJ9	1,080,000.00	BARCLAY		90.69	979,425.00	(17,339.06)	(17,997.82)	5.71	2.47
US TREASURY N/B NOTES	DTD 09/30/2021 1.250% 09/30/2028	91282CCY5	1,050,000.00	BARCLAY		92.80	974,367.24	(16,816.35)	(17,234.53)	6.25	2.46
US TREASURY NOTES	DTD 02/15/2019 2.625% 02/15/2029	9128286B1	1,000,000.00	WELLS_F		101.19	1,011,875.00	(6,992.19)	(6,917.38)	6.32	2.44
US TREASURY NOTES	DTD 08/15/2019 1.625% 08/15/2029	912828YB0	1,040,000.00	NOMURA		94.83	986,212.45	(6,825.05)	(6,998.79)	6.96	2.39

Managed Account Fair Market Value & Analytics

For the Month Ending **March 31, 2022**

CITY OF STOCKTON RESERVE PORTFOLIO - 81140000

Security Type/Description Dated Date/Coupon/Maturity	CUSIP	Par	Broker	Next Call Date	Market Price	Market Value	Unreal G/L On Cost	Unreal G/L Amort Cost	Effective Duration	YTM at Mkt
Security Type Sub-Total		251,264,000.00				239,503,465.35	(10,694,807.58)	(10,390,376.77)	3.03	2.46
Supra-National Agency Bond / Note										
INTL BK RECON & DEVELOP NOTES DTD 11/24/2020 0.250% 11/24/2023	459058JM6	3,740,000.00	TD		96.73	3,617,814.20	(114,144.80)	(117,765.09)	1.65	2.28
INTER-AMERICAN DEVEL BK NOTES DTD 09/23/2021 0.500% 09/23/2024	4581X0DZ8	8,380,000.00	JPM_CHA		95.21	7,978,983.48	(394,815.32)	(395,890.35)	2.47	2.50
Security Type Sub-Total		12,120,000.00				11,596,797.68	(508,960.12)	(513,655.44)	2.21	2.43
Municipal Bond / Note										
CA ST TXBL GO BONDS DTD 10/24/2019 2.400% 10/01/2023	13063DRJ9	4,385,000.00	MORGAN_S		99.97	4,383,640.65	(89,103.20)	(34,797.20)	1.47	2.42
MD ST TXBL GO BONDS DTD 08/05/2020 0.510% 08/01/2024	574193TO1	1,295,000.00	JPM_CHA		95.66	1,238,809.95	(55,827.45)	(55,977.77)	2.32	2.43
SAN DIEGO CCD, CA TXBL GO BONDS DTD 10/16/2019 2.046% 08/01/2024	797272OP9	1,450,000.00	RBC		98.57	1,429,221.50	(20,778.50)	(20,778.50)	2.29	2.68
CA ST UNIV TXBL REV BONDS DTD 09/17/2020 0.685% 11/01/2024	13077DNC2	1,250,000.00	GOLDMAN		94.65	1,183,112.50	(66,887.50)	(66,887.50)	2.56	2.85
CA ST DEPT WTR RES WTR SYS TXBL REV BNDS DTD 08/06/2020 0.560% 12/01/2024	13067WRB0	155,000.00	MORGAN_		94.34	146,220.80	(8,779.20)	(8,779.20)	2.65	2.78
UNIV OF CAL TXBL REV BONDS DTD 07/16/2020 0.883% 05/15/2025	91412HGE7	460,000.00	JPM_CHA	04/15/25	94.24	433,494.80	(28,170.40)	(27,571.16)	3.00	2.82
UNIV OF CAL TXBL REV BONDS DTD 07/16/2020 0.883% 05/15/2025	91412HGE7	1,060,000.00	JPM_CHA	04/15/25	94.24	998,922.80	(61,077.20)	(61,077.20)	3.00	2.82
FL ST BOARD OF ADMIN TXBL REV BONDS DTD 09/16/2020 1.258% 07/01/2025	341271AD6	1,050,000.00	MERRILL		94.94	996,912.00	(60,511.50)	(58,126.13)	3.19	2.90
FL ST BOARD OF ADMIN TXBL REV BONDS DTD 09/16/2020 1.258% 07/01/2025	341271AD6	2,700,000.00	MERRILL		94.94	2,563,488.00	(136,512.00)	(136,512.00)	3.19	2.90
LOS ANGELES CCD, CA TXBL GO BONDS DTD 11/10/2020 0.773% 08/01/2025	54438CYK2	1,930,000.00	MERRILL		92.59	1,786,929.10	(143,070.90)	(143,070.90)	3.29	3.13
NJ TURNPIKE AUTHORITY TXBL REV BONDS DTD 02/04/2021 1.047% 01/01/2026	646140DP5	1,115,000.00	CITIGRP		93.24	1,039,626.00	(75,374.00)	(75,374.00)	3.68	2.96

Managed Account Fair Market Value & Analytics

For the Month Ending **March 31, 2022**

CITY OF STOCKTON RESERVE PORTFOLIO - 81140000

Security Type/Description Dated Date/Coupon/Maturity	CUSIP	Par	Broker	Next Call Date	Market Price	Market Value	Unreal G/L On Cost	Unreal G/L Amort Cost	Effective Duration	YTM at Mkt
Security Type Sub-Total		16,850,000.00				16,200,378.10	(746,091.85)	(688,951.56)	2.55	2.73

Federal Agency Commercial Mortgage-Backed Security

FHLMC MULTIFAMILY STRUCTURED P DTD 11/01/2015 2.716% 06/01/2022	3137BLUR7	734,026.19	JPM_CHAS		100.00	734,002.76	(1,858.50)	(120.52)	0.09	2.73
FHLMC SERIES K721 A2 DTD 12/01/2015 3.090% 08/01/2022	3137BM6P6	1,534,994.72	CITIGRP		100.19	1,537,860.91	(10,205.24)	1,853.67	0.24	2.53
FHLMC MULTIFAMILY STRUCTURED P DTD 12/01/2012 2.307% 08/01/2022	3137AWOH1	2,240,000.00	CANT_FIT		100.06	2,241,441.53	(31,633.47)	(2,376.02)	0.32	2.11
FANNIEMAE-ACES DTD 04/01/2014 3.346% 03/01/2024	3136AJB54	2,340,048.09	JPM_CHAS		101.10	2,365,856.13	(87,903.69)	(26,047.47)	1.78	2.76
FHMS KJ27 A1 DTD 11/01/2019 2.092% 07/01/2024	3137FO3V3	328,447.20	JPM_CHAS		99.98	328,377.21	(62.10)	(66.13)	0.81	2.10
Security Type Sub-Total		7,177,516.20				7,207,538.54	(131,663.00)	(26,756.47)	0.78	2.48

Federal Agency Bond / Note

FREDDIE MAC NOTES DTD 05/07/2020 0.375% 05/05/2023	3137EAER6	1,880,000.00	MORGAN_		98.49	1,851,666.52	(31,491.88)	(29,530.25)	1.09	1.77
FREDDIE MAC NOTES DTD 05/07/2020 0.375% 05/05/2023	3137EAER6	6,430,000.00	DEUTSCH		98.49	6,333,093.47	(128,413.53)	(109,427.74)	1.09	1.77
FANNIE MAE NOTES DTD 05/22/2020 0.250% 05/22/2023	3135G04O3	7,600,000.00	CITIGRP		98.19	7,462,280.40	(114,843.60)	(129,028.81)	1.14	1.86
FREDDIE MAC NOTES DTD 06/26/2020 0.250% 06/26/2023	3137EAES4	6,905,000.00	TD		97.91	6,760,540.50	(124,296.90)	(136,155.09)	1.24	1.97
FANNIE MAE NOTES DTD 07/10/2020 0.250% 07/10/2023	3135G05G4	8,570,000.00	CITIGRP		97.76	8,377,629.21	(173,945.29)	(184,546.26)	1.28	2.04
FREDDIE MAC NOTES DTD 08/21/2020 0.250% 08/24/2023	3137EAEV7	4,585,000.00	CITIGRP		97.45	4,468,032.07	(112,291.23)	(114,795.69)	1.40	2.11
FANNIE MAE NOTES DTD 09/14/2018 2.875% 09/12/2023	3135G0U43	12,325,000.00	HSBC		101.04	12,452,896.53	180,647.53	143,869.79	1.43	2.14
FANNIE MAE NOTES DTD 11/25/2020 0.250% 11/27/2023	3135G06H1	2,180,000.00	RBC		96.78	2,109,790.92	(69,707.68)	(69,932.05)	1.65	2.24
FANNIE MAE NOTES DTD 11/25/2020 0.250% 11/27/2023	3135G06H1	3,915,000.00	MORGAN_		96.78	3,788,913.51	(132,037.29)	(129,564.98)	1.65	2.24

Managed Account Fair Market Value & Analytics

For the Month Ending **March 31, 2022**

CITY OF STOCKTON RESERVE PORTFOLIO - 81140000

Security Type/Description	CUSIP	Par	Broker	Next Call Date	Market Price	Market Value	Unreal G/L On Cost	Unreal G/L Amort Cost	Effective Duration	YTM at Mkt
Federal Agency Bond / Note										
FREDDIE MAC NOTES DTD 12/04/2020 0.250% 12/04/2023	3137EAF2	4,445,000.00	CITIGRP		96.73	4,299,484.04	(141,115.41)	(143,056.47)	1.67	2.25
FEDERAL HOME LOAN BANKS NOTES DTD 12/09/2013 3.375% 12/08/2023	3130A0F70	3,425,000.00	DAIWA		101.84	3,488,187.83	(39,219.67)	27,587.93	1.64	2.25
FEDERAL FARM CREDIT BANK NOTES DTD 04/08/2020 0.875% 04/08/2024	3133ELVX9	1,500,000.00	STIFEL	04/08/22	97.06	1,455,898.50	(44,101.50)	(44,101.50)	0.04	2.37
FANNIE MAE NOTES DTD 01/10/2020 1.625% 01/07/2025	3135G0X24	8,760,000.00	MORGAN_		97.67	8,556,075.96	(529,270.44)	(390,046.46)	2.71	2.50
FEDERAL HOME LOAN BANK NOTES DTD 04/16/2020 0.500% 04/14/2025	3130AJHU6	4,920,000.00	CITIGRP		94.07	4,628,411.28	(267,185.52)	(276,751.47)	3.01	2.54
FANNIE MAE NOTES DTD 04/24/2020 0.625% 04/22/2025	3135G03U5	525,000.00	JEFFERI		94.40	495,584.77	(31,142.48)	(30,491.87)	3.03	2.54
FANNIE MAE NOTES DTD 04/24/2020 0.625% 04/22/2025	3135G03U5	3,035,000.00	NOMURA		94.40	2,864,951.99	(176,391.16)	(173,945.31)	3.03	2.54
FANNIE MAE NOTES DTD 04/24/2020 0.625% 04/22/2025	3135G03U5	6,600,000.00	CITIGRP		94.40	6,230,208.60	(356,195.40)	(361,465.34)	3.03	2.54
FANNIE MAE NOTES DTD 04/24/2020 0.625% 04/22/2025	3135G03U5	11,600,000.00	TD		94.40	10,950,063.60	(723,828.40)	(696,201.74)	3.03	2.54
FANNIE MAE NOTES DTD 06/19/2020 0.500% 06/17/2025	3135G04Z3	1,490,000.00	WELLS_F		93.69	1,395,922.89	(99,381.51)	(97,667.45)	3.19	2.56
FANNIE MAE NOTES DTD 06/19/2020 0.500% 06/17/2025	3135G04Z3	4,150,000.00	RBS		93.69	3,887,973.15	(279,747.35)	(274,139.99)	3.19	2.56
FANNIE MAE NOTES DTD 06/19/2020 0.500% 06/17/2025	3135G04Z3	7,645,000.00	NOMURA		93.69	7,162,302.35	(466,872.50)	(472,520.62)	3.19	2.56
FREDDIE MAC NOTES DTD 07/23/2020 0.375% 07/21/2025	3137EAEU9	4,620,000.00	WELLS_F		93.17	4,304,320.02	(292,672.38)	(300,455.10)	3.29	2.54
FANNIE MAE NOTES DTD 08/27/2020 0.375% 08/25/2025	3135G05X7	3,075,000.00	NOMURA		92.98	2,859,144.22	(198,635.78)	(203,752.08)	3.38	2.54
FANNIE MAE NOTES DTD 08/27/2020 0.375% 08/25/2025	3135G05X7	4,915,000.00	BARCLAY		92.98	4,569,981.75	(322,016.05)	(329,355.57)	3.38	2.54
FREDDIE MAC NOTES DTD 09/25/2020 0.375% 09/23/2025	3137EAEX3	7,090,000.00	CITIGRP		92.83	6,581,420.12	(487,238.98)	(493,709.11)	3.46	2.54
FEDERAL FARM CREDIT BANK (CALLABLE) DTD 09/29/2020 0.530% 09/29/2025	3133EMBH4	4,530,000.00	MORGAN_		93.22	4,222,725.57	(299,346.93)	(301,699.86)	3.47	2.57

Managed Account Fair Market Value & Analytics

For the Month Ending **March 31, 2022**

CITY OF STOCKTON RESERVE PORTFOLIO - 81140000

Security Type/Description	Dated Date/Coupon/Maturity	CUSIP	Par	Broker	Next Call Date	Market Price	Market Value	Unreal G/L On Cost	Unreal G/L Amort Cost	Effective Duration	YTM at Mkt
Federal Agency Bond / Note											
FANNIE MAE NOTES		3135G06G3	4,625,000.00	BARCLAY		93.08	4,304,894.50	(303,548.00)	(308,139.73)	3.57	2.52
DTD 11/12/2020 0.500% 11/07/2025											
FANNIE MAE NOTES		3135G06G3	5,475,000.00	NOMURA		93.08	5,096,064.30	(376,855.20)	(377,422.19)	3.57	2.52
DTD 11/12/2020 0.500% 11/07/2025											
FANNIE MAE NOTES		3135G06G3	6,190,000.00	WELLS_F		93.08	5,761,577.72	(427,308.08)	(427,607.22)	3.57	2.52
DTD 11/12/2020 0.500% 11/07/2025											
Security Type Sub-Total			153,005,000.00				146,720,036.29	(6,568,452.61)	(6,434,052.23)	2.41	2.33
Corporate Note											
INTEL CORP NOTES (CALLED, OMD		458140BB5	4,000,000.00	US_BANCO	04/11/22	100.03	4,001,096.00	(1,384.00)	1,081.69	0.03	1.44
05/11/2022											
DTD 05/11/2017 2.350% 04/11/2022											
HOME DEPOT INC CORP NOTES (CALLED,		437076BG6	2,000,000.00	US_BANCO	05/01/22	100.15	2,002,942.00	(26,438.00)	2,439.20	0.09	0.91
OMD 6											
DTD 06/02/2015 2.625% 05/01/2022											
APPLE INC CORP (CALLABLE) NOTE		037833CQ1	165,000.00	CSFB	04/11/22	100.08	165,139.43	358.88	144.41	0.08	1.54
DTD 05/11/2017 2.300% 05/11/2022											
UNITED PARCEL SERVICE (CALLABLE)		911312BC9	4,000,000.00	HSBC	04/16/22	100.09	4,003,660.00	(9,220.00)	3,548.84	0.04	1.62
NOTES											
DTD 05/16/2017 2.350% 05/16/2022											
AMERICAN HONDA FINANCE		02665WDH1	3,550,000.00	SOCGEN		99.64	3,537,209.35	(11,477.15)	(12,354.26)	1.10	2.28
DTD 01/10/2020 1.950% 05/10/2023											
PACCAR FINANCIAL CORP CORPORATE		69371RO90	485,000.00	BNP_PAR		97.31	471,942.83	(12,421.82)	(12,768.80)	1.36	2.37
NOTES											
DTD 08/11/2020 0.350% 08/11/2023											
BANK OF NY MELLON CORP CORP NOTES		06406RAJ6	6,735,000.00	HSBC		101.38	6,828,246.08	13,503.68	69,270.29	1.34	2.41
DTD 08/13/2018 3.450% 08/11/2023											
US BANK NA CINCINNATI CORP NOTES		91159HHV5	2,125,000.00	KEYBANC	01/05/24	101.31	2,152,899.13	(18,298.37)	10,771.21	1.72	2.64
(CALLAB											
DTD 02/04/2019 3.375% 02/05/2024											
MERCK & CO INC (CALLABLE) CORP NOTES		58933YAU9	4,625,000.00	CITIGRP	02/07/24	100.91	4,666,916.38	(172,267.37)	(137,987.34)	1.81	2.42
DTD 03/07/2019 2.900% 03/07/2024											

Managed Account Fair Market Value & Analytics

For the Month Ending **March 31, 2022**

CITY OF STOCKTON RESERVE PORTFOLIO - 81140000

Security Type/Description	CUSIP	Par	Broker	Next Call Date	Market Price	Market Value	Unreal G/L On Cost	Unreal G/L Amort Cost	Effective Duration	YTM at Mkt
Corporate Note										
PFIZER INC CORP NOTES DTD 03/11/2019 2.950% 03/15/2024	717081ES8	6,400,000.00	SUNTRUST	02/15/24	100.85	6,454,707.20	(108,044.80)	(10,260.82)	1.84	2.50
MASTERCARD INC CORP NOTES DTD 03/31/2014 3.375% 04/01/2024	57636QAB0	4,250,000.00	US_BANCO		101.67	4,320,839.00	(67,923.50)	15,227.49	1.92	2.52
MORGAN STANLEY CORP NOTES (CALLABLE) DTD 04/22/2021 0.731% 04/05/2024	61772BAA1	670,000.00	MORGAN_	04/05/23	97.90	655,925.31	(14,074.69)	(14,074.69)	1.01	1.80
MORGAN STANLEY CORP NOTES (CALLABLE) DTD 04/22/2021 0.731% 04/05/2024	61772BAA1	1,995,000.00	GOLDMAN	04/05/23	97.90	1,953,091.04	(44,422.66)	(43,209.88)	1.01	1.80
AMAZON.COM INC CORPORATE NOTES DTD 05/12/2021 0.450% 05/12/2024	023135BW5	3,085,000.00	JPM_CHA		96.03	2,962,648.90	(117,847.00)	(119,178.50)	2.10	2.38
WALMART INC CORPORATE NOTES DTD 04/23/2019 2.850% 07/08/2024	931142EL3	8,200,000.00	WELLS_F	04/15/23	100.94	8,276,784.80	(560,601.20)	(149,828.05)	1.03	2.42
US BANCORP NOTES (CALLABLE) DTD 07/29/2019 2.400% 07/30/2024	91159HHX1	3,300,000.00	MIZUHO	06/28/24	99.32	3,277,629.30	(25,109.70)	(23,624.61)	2.19	2.70
JPMORGAN CHASE & CO CORPORATE NOTES (CAL DTD 09/16/2020 0.653% 09/16/2024	46647PBS4	2,935,000.00	JPM_CHA	09/16/23	97.08	2,849,359.64	(85,640.36)	(85,640.36)	1.46	1.87
BANK OF AMERICA CORP (CALLABLE) CORPORAT DTD 10/21/2020 0.810% 10/24/2024	06051GJH3	3,815,000.00	MERRILL	10/24/23	96.61	3,685,843.18	(129,156.82)	(129,156.82)	1.55	2.17
JOHN DEERE CAPITAL CORP CORPORATE NOTES DTD 01/10/2022 1.250% 01/10/2025	24422EVY2	4,715,000.00	STIFEL		95.96	4,524,622.45	(71,512.40)	(74,034.13)	2.73	2.77
MICROSOFT CORP (CALLABLE) NOTES DTD 02/12/2015 2.700% 02/12/2025	594918BB9	5,350,000.00	JSEB	11/12/24	100.37	5,369,907.35	(357,856.15)	(248,599.64)	2.53	2.56
TOYOTA MOTOR CREDIT CORP CORP NOTES DTD 02/13/2020 1.800% 02/13/2025	89236TGT6	1,595,000.00	MITSU		97.00	1,547,145.22	(69,546.78)	(61,053.68)	2.80	2.90
TOYOTA MOTOR CREDIT CORP CORP NOTES DTD 02/13/2020 1.800% 02/13/2025	89236TGT6	2,180,000.00	CITIGRP		97.00	2,114,593.46	(86,705.14)	(78,366.07)	2.80	2.90

Managed Account Fair Market Value & Analytics

For the Month Ending **March 31, 2022**

CITY OF STOCKTON RESERVE PORTFOLIO - 81140000

Security Type/Description	Dated Date/Coupon/Maturity	CUSIP	Par	Broker	Next Call Date	Market Price	Market Value	Unreal G/L On Cost	Unreal G/L Amort Cost	Effective Duration	YTM at Mkt
Corporate Note											
NOVARTIS CAPITAL CORP DTD 02/14/2020 1.750% 02/14/2025		66989HAP3	7,360,000.00	WELLS_F	01/14/25	97.54	7,178,870.40	(440,643.20)	(335,956.51)	2.73	2.65
CITIGROUP INC CORPORATE NOTES DTD 05/04/2021 0.981% 05/01/2025		172967MX6	1,310,000.00	CITIGRP		95.27	1,248,017.35	(61,982.65)	(61,982.65)	3.03	2.59
CITIGROUP INC CORPORATE NOTES DTD 05/04/2021 0.981% 05/01/2025		172967MX6	1,400,000.00	GOLDMAN		95.27	1,333,759.00	(69,951.00)	(69,106.20)	3.03	2.59
GOLDMAN SACHS GROUP INC CORPORATE NOTES DTD 05/22/2015 3.750% 05/22/2025		38148LAE6	3,635,000.00	MORGAN_	02/22/25	101.56	3,691,815.05	(369,134.25)	(250,589.02)	2.73	3.22
HONEYWELL INTL CORP NOTES (CALLABLE) DTD 05/18/2020 1.350% 06/01/2025		438516CB0	4,000,000.00	CITIGRP	05/01/25	95.94	3,837,652.00	(240,668.00)	(228,605.19)	3.02	2.69
JPMORGAN CHASE & CO CORPORATE NOTES DTD 08/10/2021 0.768% 08/09/2025		46647PCM6	3,360,000.00	JPM_CHA		94.77	3,184,157.76	(175,842.24)	(175,842.24)	3.32	2.40
STATE STREET CORP CORPORATE NOTES DTD 02/07/2022 1.746% 02/06/2026		857477BR3	875,000.00	GOLDMAN		96.79	846,902.88	(28,097.12)	(28,097.12)	3.73	2.63
BANK OF AMERICA CORP NOTES (CALLABLE) DTD 03/22/2022 3.384% 04/02/2026		06051GKM0	3,750,000.00	MERRILL		99.85	3,744,296.25	(5,703.75)	(5,703.75)	3.78	3.42
TARGET CORP CORPORATE NOTES DTD 01/24/2022 1.950% 01/15/2027		87612EBM7	780,000.00	CITIGRP		96.62	753,602.46	(25,071.54)	(25,120.43)	4.58	2.71
TARGET CORP CORPORATE NOTES DTD 01/24/2022 1.950% 01/15/2027		87612EBM7	3,500,000.00	BARCLAY		96.62	3,381,549.50	(116,315.50)	(116,386.27)	4.58	2.71
Security Type Sub-Total			106,145,000.00				105,023,770.70	(3,509,494.60)	(2,395,043.90)	2.03	2.44
Certificate of Deposit											
SUMITOMO MITSUI BANK NY CERT DEPOS DTD 07/14/2020 0.700% 07/08/2022		86565CKU2	3,840,000.00	SMBC		99.94	3,837,507.84	(2,492.16)	(2,492.16)	0.27	0.70
NORDEA BANK ABP NEW YORK CERT DEPOS DTD 08/29/2019 1.850% 08/26/2022		65558TLL7	6,060,000.00	MERRILL		100.28	6,076,816.50	16,816.50	16,816.50	0.41	1.17

Managed Account Fair Market Value & Analytics

For the Month Ending **March 31, 2022**

CITY OF STOCKTON RESERVE PORTFOLIO - 81140000

Security Type/Description	Dated Date/Coupon/Maturity	CUSIP	Par	Broker	Next Call Date	Market Price	Market Value	Unreal G/L On Cost	Unreal G/L Amort Cost	Effective Duration	YTM at Mkt
Certificate of Deposit											
SKANDINAV ENSKILDA BANK LT CD	DTD 09/03/2019 1.860% 08/26/2022	83050PDR7	7,365,000.00	BARCLAYS		100.28	7,385,732.48	20,732.48	20,732.48	0.41	1.16
DNB BANK ASA/NY LT CD	DTD 12/06/2019 2.040% 12/02/2022	23341VZT1	3,620,000.00	GOLDMAN		100.27	3,629,940.52	9,940.52	9,940.52	0.67	1.61
BARCLAYS BANK PLC NY CERT DEPOS	DTD 02/03/2022 1.050% 02/01/2023	06742TG34	5,885,000.00	BARCLAY		99.03	5,827,683.33	(57,316.67)	(57,316.67)	0.86	2.21
CREDIT SUISSE NEW YORK CERT DEPOS	DTD 03/23/2021 0.590% 03/17/2023	22552G3C2	4,065,000.00	CSFB		98.54	4,005,740.43	(59,259.57)	(59,259.57)	0.98	2.11
Security Type Sub-Total			30,835,000.00				30,763,421.10	(71,578.90)	(71,578.90)	0.58	1.48
Asset-Backed Security											
HAROT 2019-1 A3	DTD 02/27/2019 2.830% 03/20/2023	43814WAC9	128,060.95	MERRILL		100.16	128,268.51	210.99	208.38	0.13	2.66
HYUNDAI AUTO RECEIVABLES TRUST	DTD 04/10/2019 2.660% 06/15/2023	44932NAD2	168,392.71	SOCGEN		100.07	168,505.99	135.44	119.67	0.10	2.60
HAROT 2019-2 A3	DTD 05/29/2019 2.520% 06/21/2023	43815MAC0	505,298.51	JPM_CHAS		100.24	506,519.61	1,239.94	1,226.76	0.24	2.32
NAROT 2019-A A3	DTD 02/13/2019 2.900% 10/15/2023	65479KAD2	475,387.60	MITSU		100.19	476,296.16	980.58	932.30	0.18	2.77
COPAR 2019-1 A3	DTD 05/30/2019 2.510% 11/15/2023	14042WAC4	246,769.58	JPM_CHAS		100.24	247,355.46	635.87	604.07	0.23	2.36
NAROT 2019-B A3	DTD 05/28/2019 2.500% 11/15/2023	65479HAC1	660,815.93	WELLS_FA		100.32	662,897.70	2,231.19	2,136.06	0.28	2.30
CARMX 2019-2 A3	DTD 04/17/2019 2.680% 03/15/2024	14316LAC7	474,906.07	RBC		100.35	476,570.71	1,713.18	1,683.96	0.31	2.50
TAOT 2020-A A3	DTD 02/12/2020 1.660% 05/15/2024	89232HAC9	2,346,174.90	MITSU		99.93	2,344,462.66	(1,542.84)	(1,627.76)	0.47	1.69
NAROT 2020-B A3	DTD 06/30/2020 0.550% 07/15/2024	65479CAD0	681,845.47	MIZUHO		99.36	677,485.89	(4,340.90)	(4,349.00)	0.50	0.83
CARMX 2020-1 A3	DTD 01/22/2020 1.890% 12/16/2024	14315XAC2	1,260,020.97	MERRILL		99.90	1,258,743.43	(1,030.32)	(1,140.81)	0.61	1.93
HAROT 2021-1 A3	DTD 02/24/2021 0.270% 04/21/2025	43813GAC5	1,445,000.00	JPM_CHA		97.81	1,413,305.95	(31,667.61)	(31,674.60)	0.98	1.00

Managed Account Fair Market Value & Analytics

For the Month Ending **March 31, 2022**

CITY OF STOCKTON RESERVE PORTFOLIO - 81140000

Security Type/Description Dated Date/Coupon/Maturity	CUSIP	Par	Broker	Next Call Date	Market Price	Market Value	Unreal G/L On Cost	Unreal G/L Amort Cost	Effective Duration	YTM at Mkt
Asset-Backed Security										
HART 2021-A A3 DTD 04/28/2021 0.380% 09/15/2025	44933LAC7	1,145,000.00	BARCLAY		97.43	1,115,576.36	(29,303.19)	(29,328.62)	1.27	1.14
CARMX 2021-1 A3 DTD 01/27/2021 0.340% 12/15/2025	14316NAC3	860,000.00	MITSU		97.55	838,924.84	(20,905.22)	(20,946.11)	1.00	1.01
TAOT 2021-C A3 DTD 09/27/2021 0.430% 01/15/2026	89239BAC5	2,000,000.00	BARCLAY		96.74	1,934,852.40	(64,988.20)	(65,007.07)	1.81	1.31
CARMX 2021-2 A3 DTD 04/21/2021 0.520% 02/17/2026	14314QAC8	1,725,000.00	MERRILL		97.69	1,685,118.69	(39,509.57)	(39,582.32)	1.11	1.13
HART 2021-C A3 DTD 11/17/2021 0.740% 05/15/2026	44935FAD6	990,000.00	SMBC		96.03	950,738.98	(39,040.05)	(39,058.24)	1.92	1.74
DCENT 2021-A1 A1 DTD 09/27/2021 0.580% 09/15/2026	254683CP8	1,595,000.00	CITIGRP		94.83	1,512,527.81	(82,130.70)	(82,165.71)	2.41	1.79
Security Type Sub-Total		16,707,672.69				16,398,151.15	(307,311.41)	(307,969.04)	1.06	1.58
Managed Account Sub-Total		594,104,188.89				573,413,558.91	(22,538,360.07)	(20,828,384.31)	2.44	2.35
Securities Sub-Total		\$594,104,188.89				\$573,413,558.91	(\$22,538,360.07)	(\$20,828,384.31)	2.44	2.35%
Accrued Interest						\$1,550,448.23				
Total Investments						\$574,964,007.14				

Managed Account Security Transactions & Interest

For the Month Ending **March 31, 2022**

CITY OF STOCKTON RESERVE PORTFOLIO - 81140000

Transaction Type		Security Description	CUSIP	Par	Principal Proceeds	Accrued Interest	Total	Realized G/L Cost	Realized G/L Amort Cost	Sale Method
Trade	Settle									
BUY										
03/08/22	03/10/22	JOHN DEERE CAPITAL CORP CORPORATE NOTES DTD 01/10/2022 1.250% 01/10/2025	24422EVY2	4,715,000.00	(4,596,134.85)	(9,822.92)	(4,605,957.77)			
03/14/22	03/15/22	US TREASURY NOTES DTD 01/31/2021 0.750% 01/31/2028	91282CBJ9	1,080,000.00	(996,764.06)	(962.15)	(997,726.21)			
03/14/22	03/15/22	US TREASURY N/B NOTES DTD 09/30/2021 1.250% 09/30/2028	91282CCY5	1,050,000.00	(991,183.59)	(5,985.58)	(997,169.17)			
03/17/22	03/22/22	BANK OF AMERICA CORP NOTES (CALLABLE) DTD 03/22/2022 3.384% 04/02/2026	06051GKM0	3,750,000.00	(3,750,000.00)	0.00	(3,750,000.00)			
03/21/22	03/22/22	US TREASURY NOTES DTD 08/15/2019 1.625% 08/15/2029	912828YB0	1,040,000.00	(993,037.50)	(1,633.98)	(994,671.48)			
03/21/22	03/22/22	US TREASURY NOTES DTD 02/15/2019 2.625% 02/15/2029	9128286B1	1,000,000.00	(1,018,867.19)	(2,537.98)	(1,021,405.17)			
Transaction Type Sub-Total				12,635,000.00	(12,345,987.19)	(20,942.61)	(12,366,929.80)			

INTEREST										
03/01/22	03/01/22	MONEY MARKET FUND	MONEY0002	0.00	0.00	90.95	90.95			
03/01/22	03/25/22	FHLMC SERIES K721 A2 DTD 12/01/2015 3.090% 08/01/2022	3137BM6P6	1,581,517.32	0.00	4,072.41	4,072.41			
03/01/22	03/25/22	FHLMC MULTIFAMILY STRUCTURED P DTD 11/01/2015 2.716% 06/01/2022	3137BLUR7	981,039.43	0.00	2,220.42	2,220.42			
03/01/22	03/25/22	FHMS KJ27 A1 DTD 11/01/2019 2.092% 07/01/2024	3137FQ3V3	403,014.17	0.00	1,030.31	1,030.31			
03/01/22	03/25/22	FHLMC MULTIFAMILY STRUCTURED P DTD 12/01/2012 2.307% 08/01/2022	3137AWOH1	2,240,000.00	0.00	4,306.40	4,306.40			
03/01/22	03/25/22	FANNIEMAE-ACES DTD 04/01/2014 3.346% 03/01/2024	3136AJB54	2,352,048.04	0.00	6,683.88	6,683.88			
03/07/22	03/07/22	MERCK & CO INC (CALLABLE) CORP NOTES DTD 03/07/2019 2.900% 03/07/2024	58933YAU9	4,625,000.00	0.00	67,062.50	67,062.50			
03/12/22	03/12/22	FANNIE MAE NOTES DTD 09/14/2018 2.875% 09/12/2023	3135G0U43	12,325,000.00	0.00	177,171.88	177,171.88			

Managed Account Security Transactions & Interest

For the Month Ending **March 31, 2022**

CITY OF STOCKTON RESERVE PORTFOLIO - 81140000

Transaction Type		Security Description	CUSIP	Par	Principal Proceeds	Accrued Interest	Total	Realized G/L Cost	Realized G/L Amort Cost	Sale Method
Trade	Settle									
INTEREST										
03/15/22	03/15/22	PFIZER INC CORP NOTES DTD 03/11/2019 2.950% 03/15/2024	717081ES8	6,400,000.00	0.00	94,400.00	94,400.00			
03/15/22	03/15/22	NAROT 2020-B A3 DTD 06/30/2020 0.550% 07/15/2024	65479CAD0	743,344.89	0.00	340.70	340.70			
03/15/22	03/15/22	US TREASURY N/B NOTES DTD 09/15/2021 0.375% 09/15/2024	91282CCX7	3,155,000.00	0.00	5,915.63	5,915.63			
03/15/22	03/15/22	NAROT 2019-B A3 DTD 05/28/2019 2.500% 11/15/2023	65479HAC1	759,879.21	0.00	1,583.08	1,583.08			
03/15/22	03/15/22	CARMX 2021-1 A3 DTD 01/27/2021 0.340% 12/15/2025	14316NAC3	860,000.00	0.00	243.67	243.67			
03/15/22	03/15/22	CARMX 2019-2 A3 DTD 04/17/2019 2.680% 03/15/2024	14316LAC7	541,264.49	0.00	1,208.82	1,208.82			
03/15/22	03/15/22	CARMX 2020-1 A3 DTD 01/22/2020 1.890% 12/16/2024	14315XAC2	1,352,186.36	0.00	2,129.69	2,129.69			
03/15/22	03/15/22	TAOT 2021-C A3 DTD 09/27/2021 0.430% 01/15/2026	89239BAC5	2,000,000.00	0.00	716.67	716.67			
03/15/22	03/15/22	HART 2021-A A3 DTD 04/28/2021 0.380% 09/15/2025	44933LAC7	1,145,000.00	0.00	362.58	362.58			
03/15/22	03/15/22	COPAR 2019-1 A3 DTD 05/30/2019 2.510% 11/15/2023	14042WAC4	297,063.48	0.00	621.36	621.36			
03/15/22	03/15/22	HYUNDAI AUTO RECEIVABLES TRUST DTD 04/10/2019 2.660% 06/15/2023	44932NAD2	243,027.68	0.00	538.71	538.71			
03/15/22	03/15/22	NAROT 2018-B A3 DTD 07/25/2018 3.060% 03/15/2023	65479GAD1	36,320.66	0.00	92.62	92.62			
03/15/22	03/15/22	CARMX 2021-2 A3 DTD 04/21/2021 0.520% 02/17/2026	14314OAC8	1,725,000.00	0.00	747.50	747.50			
03/15/22	03/15/22	DCENT 2021-A1 A1 DTD 09/27/2021 0.580% 09/15/2026	254683CP8	1,595,000.00	0.00	770.92	770.92			
03/15/22	03/15/22	HART 2021-C A3 DTD 11/17/2021 0.740% 05/15/2026	44935FAD6	990,000.00	0.00	610.50	610.50			
03/15/22	03/15/22	NAROT 2019-A A3 DTD 02/13/2019 2.900% 10/15/2023	65479KAD2	575,247.62	0.00	1,390.18	1,390.18			
03/15/22	03/15/22	TAOT 2020-A A3 DTD 02/12/2020 1.660% 05/15/2024	89232HAC9	2,554,326.96	0.00	3,533.49	3,533.49			

Managed Account Security Transactions & Interest

For the Month Ending **March 31, 2022**

CITY OF STOCKTON RESERVE PORTFOLIO - 81140000

Transaction Type		Security Description	CUSIP	Par	Principal Proceeds	Accrued Interest	Total	Realized G/L Cost	Realized G/L Amort Cost	Sale Method
Trade	Settle									
INTEREST										
03/16/22	03/16/22	JPMORGAN CHASE & CO CORPORATE NOTES (CAL DTD 09/16/2020 0.653% 09/16/2024	46647PBS4	2,935,000.00	0.00	9,582.78	9,582.78			
03/17/22	03/17/22	CREDIT SUISSE NEW YORK CERT DEPOS DTD 03/23/2021 0.590% 03/17/2023	22552G3C2	4,065,000.00	0.00	23,916.88	23,916.88			
03/18/22	03/18/22	HAROT 2019-1 A3 DTD 02/27/2019 2.830% 03/20/2023	43814WAC9	174,142.88	0.00	410.69	410.69			
03/21/22	03/21/22	HAROT 2021-1 A3 DTD 02/24/2021 0.270% 04/21/2025	43813GAC5	1,445,000.00	0.00	325.13	325.13			
03/21/22	03/21/22	HAROT 2019-2 A3 DTD 05/29/2019 2.520% 06/21/2023	43815MAC0	605,258.01	0.00	1,271.04	1,271.04			
03/23/22	03/23/22	FREDDIE MAC NOTES DTD 09/25/2020 0.375% 09/23/2025	3137EAEX3	7,090,000.00	0.00	13,293.75	13,293.75			
03/23/22	03/23/22	INTER-AMERICAN DEVEL BK NOTES DTD 09/23/2021 0.500% 09/23/2024	4581X0DZ8	8,380,000.00	0.00	20,950.00	20,950.00			
03/29/22	03/29/22	FEDERAL FARM CREDIT BANK (CALLABLE) DTD 09/29/2020 0.530% 09/29/2025	3133EMBH4	4,530,000.00	0.00	12,004.50	12,004.50			
03/31/22	03/31/22	US TREASURY NOTES DTD 03/31/2017 2.125% 03/31/2024	912828W71	5,930,000.00	0.00	63,006.25	63,006.25			
03/31/22	03/31/22	US TREASURY NOTES DTD 09/30/2016 1.375% 09/30/2023	912828T26	5,000,000.00	0.00	34,375.00	34,375.00			
03/31/22	03/31/22	US TREASURY N/B NOTES DTD 09/30/2021 1.250% 09/30/2028	91282CCY5	1,050,000.00	0.00	6,562.50	6,562.50			

Transaction Type Sub-Total **90,684,681.20** **0.00** **563,543.39** **563,543.39**

PAYDOWNS										
03/01/22	03/25/22	FHMS KJ27 A1 DTD 11/01/2019 2.092% 07/01/2024	3137FO3V3	74,566.97	74,566.97	0.00	74,566.97	1.79	0.00	
03/01/22	03/25/22	FHLMC MULTIFAMILY STRUCTURED P DTD 11/01/2015 2.716% 06/01/2022	3137BLUR7	247,013.24	247,013.24	0.00	247,013.24	(617.53)	0.00	
03/01/22	03/25/22	FANNIEMAE-ACES DTD 04/01/2014 3.346% 03/01/2024	3136AJB54	11,999.95	11,999.95	0.00	11,999.95	(583.12)	0.00	

Managed Account Security Transactions & Interest

For the Month Ending **March 31, 2022**

CITY OF STOCKTON RESERVE PORTFOLIO - 81140000

Transaction Type		Security Description	CUSIP	Par	Principal Proceeds	Accrued Interest	Total	Realized G/L Cost	Realized G/L Amort Cost	Sale Method
Trade	Settle									
PAYDOWNS										
03/01/22	03/25/22	FHLMC SERIES K721 A2 DTD 12/01/2015 3.090% 08/01/2022	3137BM6P6	46,522.60	46,522.60	0.00	46,522.60	(396.17)	0.00	
03/15/22	03/15/22	NAROT 2019-B A3 DTD 05/28/2019 2.500% 11/15/2023	65479HAC1	99,063.28	99,063.28	0.00	99,063.28	22.40	0.00	
03/15/22	03/15/22	COPAR 2019-1 A3 DTD 05/30/2019 2.510% 11/15/2023	14042WAC4	50,293.90	50,293.90	0.00	50,293.90	10.19	0.00	
03/15/22	03/15/22	HYUNDAI AUTO RECEIVABLES TRUST DTD 04/10/2019 2.660% 06/15/2023	44932NAD2	74,634.97	74,634.97	0.00	74,634.97	9.82	0.00	
03/15/22	03/15/22	CARMX 2019-2 A3 DTD 04/17/2019 2.680% 03/15/2024	14316LAC7	66,358.42	66,358.42	0.00	66,358.42	6.78	0.00	
03/15/22	03/15/22	TAOT 2020-A A3 DTD 02/12/2020 1.660% 05/15/2024	89232HAC9	208,152.06	208,152.06	0.00	208,152.06	15.03	0.00	
03/15/22	03/15/22	CARMX 2020-1 A3 DTD 01/22/2020 1.890% 12/16/2024	14315XAC2	92,165.39	92,165.39	0.00	92,165.39	18.08	0.00	
03/15/22	03/15/22	NAROT 2018-B A3 DTD 07/25/2018 3.060% 03/15/2023	65479GAD1	36,320.66	36,320.66	0.00	36,320.66	1.18	0.00	
03/15/22	03/15/22	NAROT 2019-A A3 DTD 02/13/2019 2.900% 10/15/2023	65479KAD2	99,860.02	99,860.02	0.00	99,860.02	15.13	0.00	
03/15/22	03/15/22	NAROT 2020-B A3 DTD 06/30/2020 0.550% 07/15/2024	65479CAD0	61,499.42	61,499.42	0.00	61,499.42	1.68	0.00	
03/18/22	03/18/22	HAROT 2019-1 A3 DTD 02/27/2019 2.830% 03/20/2023	43814WAC9	46,081.93	46,081.93	0.00	46,081.93	1.24	0.00	
03/21/22	03/21/22	HAROT 2019-2 A3 DTD 05/29/2019 2.520% 06/21/2023	43815MAC0	99,959.50	99,959.50	0.00	99,959.50	3.73	0.00	
Transaction Type Sub-Total				1,314,492.31	1,314,492.31	0.00	1,314,492.31	(1,489.77)	0.00	
SELL										
03/08/22	03/10/22	FREDDIE MAC NOTES DTD 05/07/2020 0.375% 05/05/2023	3137EAER6	3,650,000.00	3,608,171.00	4,752.60	3,612,923.60	(47,961.00)	(44,280.64)	FIFO
03/14/22	03/15/22	FREDDIE MAC NOTES DTD 05/07/2020 0.375% 05/05/2023	3137EAER6	2,000,000.00	1,974,060.00	2,708.33	1,976,768.33	(29,300.00)	(27,267.41)	FIFO
03/17/22	03/22/22	FREDDIE MAC NOTES DTD 05/07/2020 0.375% 05/05/2023	3137EAER6	2,635,000.00	2,600,138.95	3,760.36	2,603,899.31	(39,287.85)	(36,580.48)	FIFO

Managed Account Security Transactions & Interest

For the Month Ending **March 31, 2022**

CITY OF STOCKTON RESERVE PORTFOLIO - 81140000

Transaction Type		Security Description	CUSIP	Par	Principal Proceeds	Accrued Interest	Total	Realized G/L Cost	Realized G/L Amort Cost	Sale Method
Trade	Settle									
SELL										
03/21/22	03/22/22	US TREASURY NOTES DTD 08/01/2016 1.250% 07/31/2023	912828S92	2,000,000.00	1,983,828.13	3,453.04	1,987,281.17	83,906.26	14,281.35	FIFO
Transaction Type Sub-Total				10,285,000.00	10,166,198.08	14,674.33	10,180,872.41	(32,642.59)	(93,847.18)	
Managed Account Sub-Total					(865,296.80)	557,275.11	(308,021.69)	(34,132.36)	(93,847.18)	
Total Security Transactions					(\$865,296.80)	\$557,275.11	(\$308,021.69)	(\$34,132.36)	(\$93,847.18)	

Managed Account Summary Statement

For the Month Ending **March 31, 2022**

CITY OF STOCKTON SHORT-TERM PORTFOLIO - 81140001

Transaction Summary - Managed Account

Opening Market Value	\$0.00
Maturities/Calls	0.00
Principal Dispositions	0.00
Principal Acquisitions	29,939,125.01
Unsettled Trades	0.00
Change in Current Value	364.99
Closing Market Value	\$29,939,490.00

Cash Transactions Summary - Managed Account

Maturities/Calls	0.00
Sale Proceeds	0.00
Coupon/Interest/Dividend Income	0.00
Principal Payments	0.00
Security Purchases	(29,939,125.01)
Net Cash Contribution	29,939,125.01
Reconciling Transactions	0.00

Earnings Reconciliation (Cash Basis) - Managed Account

Interest/Dividends/Coupons Received	0.00
Less Purchased Interest Related to Interest/Coupons	0.00
Plus Net Realized Gains/Losses	0.00
Total Cash Basis Earnings	\$0.00

Cash Balance

Closing Cash Balance	\$0.00
-----------------------------	---------------

Earnings Reconciliation (Accrual Basis)

	Total
Ending Amortized Value of Securities	29,955,458.34
Ending Accrued Interest	0.00
Plus Proceeds from Sales	0.00
Plus Proceeds of Maturities/Calls/Principal Payments	0.00
Plus Coupons/Dividends Received	0.00
Less Cost of New Purchases	(29,939,125.01)
Less Beginning Amortized Value of Securities	0.00
Less Beginning Accrued Interest	0.00
Total Accrual Basis Earnings	\$16,333.33

Portfolio Summary and Statistics

For the Month Ending **March 31, 2022**

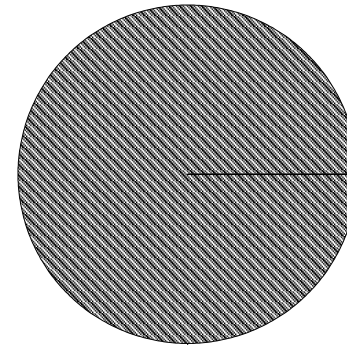
CITY OF STOCKTON SHORT-TERM PORTFOLIO - 81140001

Account Summary

Description	Par Value	Market Value	Percent
Commercial Paper	30,000,000.00	29,939,490.00	100.00
Managed Account Sub-Total	30,000,000.00	29,939,490.00	100.00%
Accrued Interest		0.00	
Total Portfolio	30,000,000.00	29,939,490.00	

Unsettled Trades **0.00** **0.00**

Sector Allocation



Commercial Paper
100.00%

Maturity Distribution



Characteristics

Yield to Maturity at Cost	0.70%
Yield to Maturity at Market	0.93%
Weighted Average Days to Maturity	77

Managed Account Issuer Summary

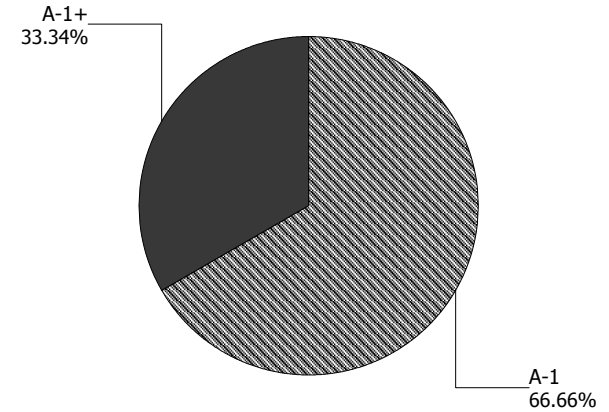
For the Month Ending **March 31, 2022**

CITY OF STOCKTON SHORT-TERM PORTFOLIO - 81140001

Issuer Summary

Issuer	Market Value of Holdings	Percent
LMA AMERICAS LLC	9,975,010.00	33.32
MANHATTAN ASSET FUNDING CO LLC	9,984,130.00	33.34
OLD LINE FUNDING LLC	9,980,350.00	33.34
Total	\$29,939,490.00	100.00%

Credit Quality (S&P Ratings)



Managed Account Detail of Securities Held

For the Month Ending **March 31, 2022**

CITY OF STOCKTON SHORT-TERM PORTFOLIO - 81140001

Security Type/Description Dated Date/Coupon/Maturity	CUSIP	Par	S&P Rating	Moody's Rating	Trade Date	Settle Date	Original Cost	YTM at Cost	Accrued Interest	Amortized Cost	Market Value
Commercial Paper											
MANHATTAN ASSET FDG CO COMM PAPER DTD 03/01/2022 0.000% 06/06/2022	56274MF64	10,000,000.00	A-1	P-1	03/04/22	03/04/22	9,980,416.67	0.75	0.00	9,986,250.00	9,984,130.00
OLD LINE FUNDING LLC COMM PAPER DTD 03/01/2022 0.000% 06/16/2022	67983UFG3	10,000,000.00	A-1+	P-1	03/04/22	03/04/22	9,982,666.67	0.60	0.00	9,987,333.34	9,980,350.00
LMA AMERICAS LLC COMM PAPER DTD 02/23/2022 0.000% 06/27/2022	53944RFT0	10,000,000.00	A-1	P-1	03/04/22	03/04/22	9,976,041.67	0.75	0.00	9,981,875.00	9,975,010.00
Security Type Sub-Total		30,000,000.00					29,939,125.01	0.70	0.00	29,955,458.34	29,939,490.00
Managed Account Sub-Total		30,000,000.00					29,939,125.01	0.70	0.00	29,955,458.34	29,939,490.00
Securities Sub-Total		\$30,000,000.00					\$29,939,125.01	0.70%	\$0.00	\$29,955,458.34	\$29,939,490.00
Accrued Interest											\$0.00
Total Investments											\$29,939,490.00

Managed Account Fair Market Value & Analytics

For the Month Ending **March 31, 2022**

CITY OF STOCKTON SHORT-TERM PORTFOLIO - 81140001

Security Type/Description Dated Date/Coupon/Maturity	CUSIP	Par	Broker	Next Call Date	Market Price	Market Value	Unreal G/L On Cost	Unreal G/L Amort Cost	Effective Duration	YTM at Mkt
Commercial Paper										
MANHATTAN ASSET FDG CO COMM PAPER DTD 03/01/2022 0.000% 06/06/2022	56274MF64	10,000,000.00	MERRILL		99.84	9,984,130.00	3,713.33	(2,120.00)	0.19	0.85
OLD LINE FUNDING LLC COMM PAPER DTD 03/01/2022 0.000% 06/16/2022	67983UFG3	10,000,000.00	CSFB		99.80	9,980,350.00	(2,316.67)	(6,983.34)	0.22	0.92
LMA AMERICAS LLC COMM PAPER DTD 02/23/2022 0.000% 06/27/2022	53944RFT0	10,000,000.00	MERRILL		99.75	9,975,010.00	(1,031.67)	(6,865.00)	0.25	1.02
Security Type Sub-Total		30,000,000.00				29,939,490.00	364.99	(15,968.34)	0.22	0.93
Managed Account Sub-Total		30,000,000.00				29,939,490.00	364.99	(15,968.34)	0.22	0.93
Securities Sub-Total		\$30,000,000.00				\$29,939,490.00	\$364.99	(\$15,968.34)	0.22	0.93%
Accrued Interest						\$0.00				
Total Investments						\$29,939,490.00				

Managed Account Security Transactions & Interest

For the Month Ending **March 31, 2022**

CITY OF STOCKTON SHORT-TERM PORTFOLIO - 81140001

Transaction Type		Security Description	CUSIP	Par	Principal Proceeds	Accrued Interest	Total	Realized G/L Cost	Realized G/L Amort Cost	Sale Method
Trade	Settle									
BUY										
03/04/22	03/04/22	OLD LINE FUNDING LLC COMM PAPER DTD 03/01/2022 0.000% 06/16/2022	67983UFG3	10,000,000.00	(9,982,666.67)	0.00	(9,982,666.67)			
03/04/22	03/04/22	MANHATTAN ASSET FDG CO COMM PAPER DTD 03/01/2022 0.000% 06/06/2022	56274MF64	10,000,000.00	(9,980,416.67)	0.00	(9,980,416.67)			
03/04/22	03/04/22	LMA AMERICAS LLC COMM PAPER DTD 02/23/2022 0.000% 06/27/2022	53944RFT0	10,000,000.00	(9,976,041.67)	0.00	(9,976,041.67)			
Transaction Type Sub-Total				30,000,000.00	(29,939,125.01)	0.00	(29,939,125.01)			
Managed Account Sub-Total					(29,939,125.01)	0.00	(29,939,125.01)			
Total Security Transactions					(\$29,939,125.01)	\$0.00	(\$29,939,125.01)			