

Monthly Account Statement

City of Stockton Consolidated

March 1, 2017 through March 31, 2017

Chandler Team

For questions about your account,
please call (800) 317-4747 or
Email operations@chandlerasset.com

Custodian

Union Bank N.A.
Tina Guzman
(619)-230-3547

Information contained herein is confidential. We urge you to compare this statement to the one you receive from your qualified custodian. Prices are provided by IDC, an independent pricing source. In the event IDC does not provide a price or if the price provided is not reflective of fair market value, Chandler will obtain pricing from an alternative approved third party pricing source in accordance with our written valuation policy and procedures. Our valuation procedures are also disclosed in Item 5 of our Form ADV Part 2A.



PORTFOLIO CHARACTERISTICS

Average Duration	1.92
Average Coupon	1.31 %
Average Purchase YTM	1.36 %
Average Market YTM	1.40 %
Average S&P/Moody Rating	AA+/Aa1
Average Final Maturity	2.11 yrs
Average Life	1.98 yrs

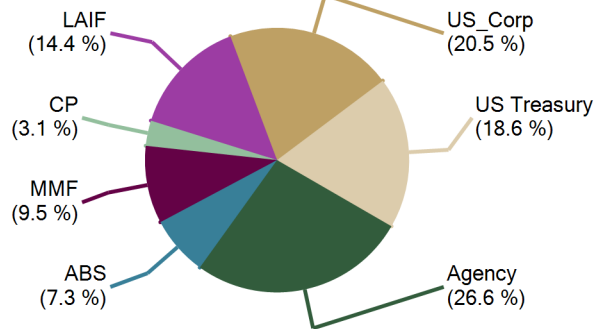
ACCOUNT SUMMARY

	Beg. Values as of 2/28/17	End Values as of 3/31/17
Market Value	449,722,025	449,977,102
Accrued Interest	1,139,980	1,145,212
Total Market Value	450,862,005	451,122,314
Income Earned	439,090	465,168
Cont/WD		-106,362
Par	451,183,715	451,711,037
Book Value	450,419,180	450,772,772
Cost Value	450,100,348	450,476,025

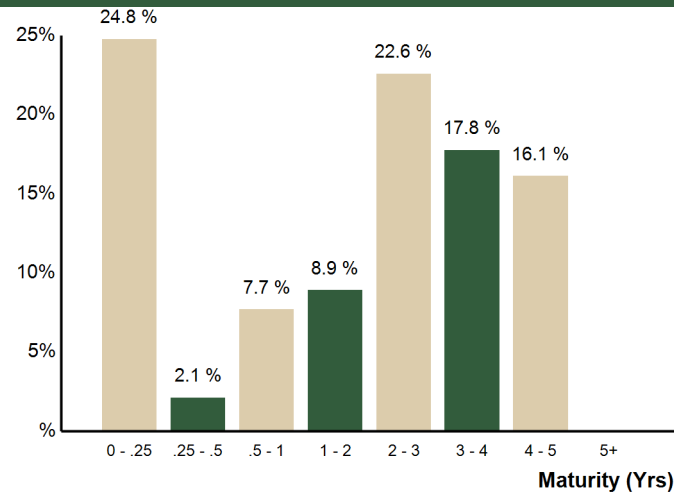
TOP ISSUERS

Issuer	% Portfolio
Government of United States	18.6 %
Local Agency Investment Fund	14.4 %
Federal National Mortgage Assoc	11.8 %
Federal Home Loan Mortgage Corp	8.8 %
Wells Fargo Advantage Govt #175	8.3 %
Federal Home Loan Bank	4.5 %
Honda ABS	2.4 %
John Deere ABS	1.8 %
	70.5 %

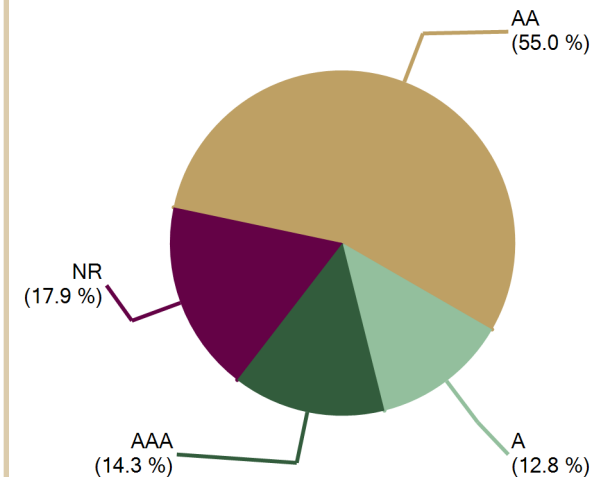
SECTOR ALLOCATION



MATURITY DISTRIBUTION



CREDIT QUALITY (S&P)



PERFORMANCE REVIEW

Total Rate of Return As of 3/31/2017	Current Month	Latest 3 Months	Year To Date	1 Yr	Annualized			7/31/2007	Since 7/31/2007
					3 Yrs	5 Yrs	10 Yrs		
City of Stockton Consolidated	0.08 %	0.39 %	0.39 %	0.24 %	1.00 %	0.86 %	N/A	2.28 %	24.30 %



City of Stockton Consolidated

March 31, 2017

COMPLIANCE WITH INVESTMENT POLICY

This portfolio is a consolidation of assets managed by Chandler Asset Management and assets managed internally by Client. Chandler relies on Client to provide accurate information for reporting assets and producing this compliance statement.

Category	Standard	Comment
Local Agency Bonds	No Limitation; 5 year maximum maturity	Complies
Treasury Issues	No Limitation; 10 year maximum maturity	Complies
Agency Issues	No Limitation; 10 year maximum maturity	Complies
Banker's Acceptances	40% maximum; <180 days maturity	Complies
Commercial Paper	25% maximum; <270 days maturity; A-1/P-1/F-1 minimum ratings	Complies
Negotiable Certificates of Deposit	30% maximum; 5 years maximum maturity	Complies
Repurchase Agreements	No limitation; 1 year maximum maturity	Complies
Reverse Repurchase Agreements	20% maximum; <92 days maturity	Complies
Medium Term Notes	30% maximum; 5 years maximum maturity; A-rated or better	Complies
Money Market Mutual Funds	AAA/Aaa rated by two NRSRO; 20% maximum	Complies
Collateralized Certificates of Deposits	5 years maximum maturity	Complies
Time Deposits	5 years maximum maturity	Complies
Mortgage Pass-through and Asset Backed Securities	20% maximum; AA-rated issue; A-rated issuer	Complies
Local Agency Investment Fund - LAIF	Program limitation	Complies
Maximum per issuer	5% per issuer; except for Treasury, Agency issuers and money market funds	Complies
Maximum maturity	5 years; except 15% of assets can have a max. maturity of between 5 and 10 years	Complies



Holdings Report

As of 3/31/17

CUSIP	Security Description	Par Value/Units	Purchase Date Book Yield	Cost Value Book Value	Mkt Price Mkt YTM	Market Value Accrued Int.	% of Port. Gain/Loss	Moody/S&P Fitch	Maturity Duration
ABS									
89231TAB6	Toyota Auto Receivables Owner 2015-C 0.92% Due 2/15/2018	62,140.94	08/18/2015 0.93 %	62,135.94 62,139.17	99.99 1.43 %	62,133.05 25.41	0.01 % (6.12)	Aaa / AAA NR	0.88 0.02
43814GAC4	Honda Auto Receivables 2014-2 A3 0.77% Due 3/19/2018	191,035.49	05/13/2014 0.78 %	191,012.53 191,034.50	99.93 1.32 %	190,899.47 53.12	0.04 % (135.03)	Aaa / AAA NR	0.97 0.13
47787VAC5	John Deere Owner Trust 2014-A A3 0.92% Due 4/16/2018	240,671.02	Various 0.92 %	240,686.89 240,671.26	99.96 1.29 %	240,568.50 98.40	0.05 % (102.76)	Aaa / NR AAA	1.04 0.12
43814HAC2	Honda Auto Receivables 2014-3 A3 0.88% Due 6/15/2018	359,450.79	08/12/2014 0.89 %	359,381.45 359,443.92	99.92 1.32 %	359,155.68 140.59	0.08 % (288.24)	NR / AAA AAA	1.21 0.19
477877AD6	John Deere Owner Trust 2014-B A3 1.07% Due 11/15/2018	1,103,673.07	Various 1.07 %	1,103,634.13 1,103,665.73	99.95 1.24 %	1,103,146.61 524.85	0.24 % (519.12)	Aaa / NR AAA	1.63 0.28
89236WAC2	Toyota Auto Receivables Owner 2015-A 1.12% Due 2/15/2019	1,559,814.74	Various 1.19 %	1,558,712.99 1,559,399.47	99.90 1.35 %	1,558,298.60 776.44	0.35 % (1,100.87)	Aaa / AAA NR	1.88 0.43
47788NAB4	John Deere Owner Trust 2016-B A2 1.09% Due 2/15/2019	2,915,000.00	07/19/2016 1.10 %	2,914,822.19 2,914,869.45	99.91 1.28 %	2,912,411.48 1,412.16	0.65 % (2,457.97)	Aaa / NR AAA	1.88 0.47
43813NAC0	Honda Auto Receivables 2015-2 A3 1.04% Due 2/21/2019	2,147,173.87	Various 1.12 %	2,144,783.21 2,145,860.64	99.85 1.35 %	2,143,959.55 620.30	0.48 % (1,901.09)	NR / AAA AAA	1.90 0.48
43814RAB2	Honda Auto Receivables 2016-4 A2 1.04% Due 4/18/2019	4,140,000.00	10/18/2016 1.05 %	4,139,884.49 4,139,904.66	99.80 1.33 %	4,131,831.78 1,554.80	0.92 % (8,072.88)	NR / AAA AAA	2.05 0.68
65478WAB1	Nissan Auto Receivables Owner 2016-C A2A 1.07% Due 5/15/2019	2,040,000.00	08/02/2016 1.08 %	2,039,919.62 2,039,938.28	99.88 1.30 %	2,037,511.20 970.13	0.45 % (2,427.08)	Aaa / NR AAA	2.12 0.54
89231LAB3	Toyota Auto Receivables Owner 2016-D 1.06% Due 5/15/2019	2,675,000.00	10/04/2016 1.07 %	2,674,786.00 2,674,824.72	99.83 1.32 %	2,670,374.93 1,260.22	0.59 % (4,449.79)	Aaa / AAA NR	2.12 0.66
43814TAB8	Honda Auto Receivables 2017-1 A2 1.42% Due 7/22/2019	2,060,000.00	03/21/2017 1.43 %	2,059,950.77 2,059,951.00	100.03 1.39 %	2,060,574.74 243.77	0.46 % 623.74	Aaa / NR AAA	2.31 0.83
161571HH0	Chase CHAIT Pool #2016-A7 1.06% Due 9/16/2019	4,140,000.00	09/06/2016 1.08 %	4,139,643.13 4,139,837.61	99.92 1.25 %	4,136,609.34 1,950.40	0.92 % (3,228.27)	Aaa / AAA AAA	2.46 0.44
89238MAB4	Toyota Auto Receivables Owner 2017-A 1.42% Due 9/16/2019	2,135,000.00	03/07/2017 1.43 %	2,134,793.97 2,134,797.80	99.99 1.44 %	2,134,795.04 1,347.42	0.47 % (2.76)	Aaa / AAA NR	2.46 0.92
47787XAB3	John Deere Owner Trust 2017-A A2 1.5% Due 10/15/2019	1,435,000.00	02/22/2017 1.50 %	1,434,994.26 1,434,994.44	99.98 1.53 %	1,434,655.60 1,733.96	0.32 % (338.84)	Aaa / NR AAA	2.54 1.06
654747AB0	Nissan Auto Receivables 2017-A A2A 1.47% Due 1/15/2020	1,490,000.00	03/21/2017 1.47 %	1,489,992.40 1,489,992.43	100.00 1.48 %	1,489,992.55 973.47	0.33 % 0.12	Aaa / NR AAA	2.79 1.04
47788MAC4	John Deere Owner Trust 2016-A A3 1.36% Due 4/15/2020	2,450,000.00	02/23/2016 1.37 %	2,449,614.37 2,449,715.58	99.79 1.54 %	2,444,906.45 1,480.89	0.54 % (4,809.13)	Aaa / NR AAA	3.04 1.18
43814QAC2	Honda Auto Receivables 2016-2 A3 1.39% Due 4/15/2020	1,770,000.00	05/24/2016 1.40 %	1,769,965.66 1,769,973.06	99.80 1.54 %	1,766,488.32 1,093.47	0.39 % (3,484.74)	Aaa / NR AAA	3.04 1.34
Total ABS		32,913,959.92	1.20 %	32,908,714.00 32,911,013.72	1.37 %	32,878,312.89 16,259.80	7.29 % (32,700.83)	Aaa / AAA AAA	2.27 0.70



Holdings Report

As of 3/31/17

CUSIP	Security Description	Par Value/Units	Purchase Date Book Yield	Cost Value Book Value	Mkt Price Mkt YTM	Market Value Accrued Int.	% of Port. Gain/Loss	Moody/S&P Fitch	Maturity Duration
AGENCY									
3133EAY28	FFCB Note 0.83% Due 9/21/2017	3,115,000.00	Various 0.79 %	3,120,957.00 3,115,566.55	99.96 0.91 %	3,113,797.61 718.18	0.69 % (1,768.94)	Aaa / AA+ AAA	0.48 0.47
3137EADN6	FHLMC Note 0.75% Due 1/12/2018	900,000.00	07/28/2015 0.94 %	895,839.30 898,674.88	99.77 1.04 %	897,969.60 1,481.25	0.20 % (705.28)	Aaa / AA+ AAA	0.79 0.77
313378A43	FHLB Note 1.375% Due 3/9/2018	5,285,000.00	Various 1.30 %	5,286,263.15 5,288,475.10	100.23 1.13 %	5,297,123.79 4,440.87	1.18 % 8,648.69	Aaa / AA+ AAA	0.94 0.93
3130A4GJ5	FHLB Note 1.125% Due 4/25/2018	3,335,000.00	Various 1.11 %	3,335,916.76 3,335,375.55	99.97 1.15 %	3,334,112.89 16,258.13	0.74 % (1,262.66)	Aaa / AA+ AAA	1.07 1.05
880591EQ1	Tennessee Valley Authority Note 1.75% Due 10/15/2018	3,775,000.00	Various 1.59 %	3,803,947.65 3,784,166.13	100.77 1.24 %	3,804,165.65 30,462.15	0.85 % 19,999.52	Aaa / AA+ AAA	1.54 1.50
313376BR5	FHLB Note 1.75% Due 12/14/2018	2,500,000.00	01/29/2014 1.62 %	2,515,350.00 2,505,366.89	100.84 1.25 %	2,520,912.50 13,003.47	0.56 % 15,545.61	Aaa / AA+ AAA	1.71 1.67
3135G0ZA4	FNMA Note 1.875% Due 2/19/2019	3,700,000.00	Various 1.71 %	3,727,352.70 3,710,903.44	101.01 1.33 %	3,737,255.30 8,093.75	0.83 % 26,351.86	Aaa / AA+ AAA	1.89 1.84
3137EADG1	FHLMC Note 1.75% Due 5/30/2019	5,275,000.00	Various 1.62 %	5,303,450.18 5,289,536.19	100.78 1.38 %	5,316,324.35 31,027.25	1.19 % 26,788.16	Aaa / AA+ AAA	2.16 2.11
3135G0ZE6	FNMA Note 1.75% Due 6/20/2019	5,300,000.00	Various 1.56 %	5,341,513.00 5,321,490.30	100.81 1.38 %	5,342,945.90 26,021.53	1.19 % 21,455.60	Aaa / AA+ AAA	2.22 2.16
3137EADK2	FHLMC Note 1.25% Due 8/1/2019	5,400,000.00	Various 1.73 %	5,282,340.35 5,341,787.80	99.63 1.41 %	5,380,138.80 11,250.00	1.20 % 38,351.00	Aaa / AA+ AAA	2.34 2.29
3135G0ZG1	FNMA Note 1.75% Due 9/12/2019	5,300,000.00	Various 1.67 %	5,318,673.00 5,310,188.74	100.63 1.49 %	5,333,400.60 4,895.14	1.18 % 23,211.86	Aaa / AA+ AAA	2.45 2.39
3137EADM8	FHLMC Note 1.25% Due 10/2/2019	5,350,000.00	Various 1.71 %	5,239,378.60 5,290,640.69	99.44 1.48 %	5,320,163.05 33,251.74	1.19 % 29,522.36	Aaa / AA+ AAA	2.51 2.44
3137EAAA5	FHLMC Note 1.5% Due 1/17/2020	7,500,000.00	03/23/2017 1.60 %	7,479,450.00 7,479,609.77	99.84 1.56 %	7,488,052.50 23,125.00	1.66 % 8,442.73	Aaa / AA+ AAA	2.80 2.72
3137EADR7	FHLMC Note 1.375% Due 5/1/2020	2,200,000.00	08/26/2015 1.56 %	2,182,030.40 2,188,160.46	99.21 1.64 %	2,182,573.80 12,604.17	0.49 % (5,586.66)	Aaa / AA+ AAA	3.09 2.99
3135G0D75	FNMA Note 1.5% Due 6/22/2020	6,400,000.00	Various 1.74 %	6,327,449.80 6,352,885.16	99.56 1.64 %	6,371,980.80 26,400.00	1.42 % 19,095.64	Aaa / AA+ AAA	3.23 3.12
3135G0F73	FNMA Note 1.5% Due 11/30/2020	6,400,000.00	Various 1.87 %	6,288,644.00 6,317,681.10	99.17 1.73 %	6,346,816.00 32,266.67	1.41 % 29,134.90	Aaa / AA+ AAA	3.67 3.53
3130A7CV5	FHLB Note 1.375% Due 2/18/2021	6,450,000.00	Various 1.45 %	6,426,116.60 6,431,440.84	98.47 1.78 %	6,351,269.85 10,593.23	1.41 % (80,170.99)	Aaa / AA+ AAA	3.89 3.75
3135G0J20	FNMA Note 1.375% Due 2/26/2021	6,400,000.00	02/26/2016 1.41 %	6,388,224.00 6,390,787.09	98.24 1.84 %	6,287,321.60 8,555.56	1.40 % (103,465.49)	Aaa / AA+ AAA	3.91 3.77
3135G0K69	FNMA Note 1.25% Due 5/6/2021	5,900,000.00	06/29/2016 1.18 %	5,920,060.00 5,916,945.09	97.68 1.84 %	5,763,125.90 29,704.86	1.28 % (153,819.19)	Aaa / AA+ AAA	4.10 3.95
3130A8QS5	FHLB Note 1.125% Due 7/14/2021	2,800,000.00	10/04/2016 1.33 %	2,774,128.00 2,776,756.79	96.87 1.89 %	2,712,449.60 6,737.50	0.60 % (64,307.19)	Aaa / AA+ AAA	4.29 4.15



Holdings Report

As of 3/31/17

CUSIP	Security Description	Par Value/Units	Purchase Date Book Yield	Cost Value Book Value	Mkt Price Mkt YTM	Market Value Accrued Int.	% of Port. Gain/Loss	Moody/S&P Fitch	Maturity Duration
AGENCY									
3137EAEC9	FHLMC Note 1.125% Due 8/12/2021	6,555,000.00	Various 1.31 %	6,496,403.95 6,503,081.49	96.56 1.95 %	6,329,750.54 10,037.34	1.41 % (173,330.95)	Aaa / AA+ AAA	4.37 4.22
3135G0N82	FNMA Note 1.25% Due 8/17/2021	6,500,000.00	10/04/2016 1.37 %	6,464,854.50 6,468,357.18	97.13 1.94 %	6,313,443.50 9,930.56	1.40 % (154,913.68)	Aaa / AA+ AAA	4.38 4.22
3135G0Q89	FNMA Note 1.375% Due 10/7/2021	1,150,000.00	10/27/2016 1.50 %	1,142,996.50 1,143,597.91	97.56 1.94 %	1,121,897.45 7,642.71	0.25 % (21,700.46)	Aaa / AA+ AAA	4.52 4.32
3135G0S38	FNMA Note 2% Due 1/5/2022	6,400,000.00	01/11/2017 2.02 %	6,395,040.00 6,395,255.42	99.96 2.01 %	6,397,612.80 29,155.56	1.42 % 2,357.38	Aaa / AA+ AAA	4.77 4.50
3137EADB2	FHLMC Note 2.375% Due 1/13/2022	6,400,000.00	01/27/2017 2.03 %	6,502,188.80 6,498,742.96	101.81 1.98 %	6,515,712.00 32,933.33	1.45 % 16,969.04	Aaa / AA+ AAA	4.79 4.49
Total Agency		120,290,000.00	1.56 %	119,958,568.24 120,055,473.52	1.61 %	119,580,316.38 420,589.95	26.60 % (475,157.14)	Aaa / AA+ AAA	3.08 2.97
COMMERCIAL PAPER									
06538BU76	Bank of Tokyo Mitsubishi NY Discount CP 1.18% Due 7/7/2017	6,455,000.00	03/06/2017 1.20 %	6,429,187.17 6,434,476.68	99.68 1.20 %	6,434,476.68 0.00	1.43 % 0.00	P-1 / A-1 NR	0.27 0.27
21687AY31	Rabobank Nederland NV NY Discount CP 1.2% Due 11/3/2017	7,565,000.00	03/28/2017 1.22 %	7,510,027.67 7,510,532.00	99.28 1.22 %	7,510,532.00 0.00	1.66 % 0.00	P-1 / A-1 NR	0.59 0.59
Total Commercial Paper		14,020,000.00	1.21 %	13,939,214.84 13,945,008.68	1.21 %	13,945,008.68 0.00	3.09 % 0.00	Aaa / AA NR	0.44 0.44
LAIF									
90LAIF\$00	Local Agency Investment Fund State Pool	65,000,000.00	Various 0.78 %	65,000,000.00 65,000,000.00	1.00 0.78 %	65,000,000.00 126,399.62	14.44 % 0.00	NR / NR NR	0.00 0.00
Total LAIF		65,000,000.00	0.78 %	65,000,000.00 65,000,000.00	0.78 %	65,000,000.00 126,399.62	14.44 % 0.00	NR / NR NR	0.00 0.00
MONEY MARKET FUND FI									
94975P405	Wells Fargo Adv Govt #1751 Money Market Fund	37,227,166.52	Various 0.56 %	37,227,166.52 37,227,166.52	1.00 0.56 %	37,227,166.52 0.00	8.25 % 0.00	Aaa / AAA NR	0.00 0.00
60934N104	Federated Investors Government Obligations Fund	5,646,910.13	Various 0.59 %	5,646,910.13 5,646,910.13	1.00 0.59 %	5,646,910.13 0.00	1.25 % 0.00	Aaa / AAA NR	0.00 0.00
Total Money Market Fund FI		42,874,076.65	0.56 %	42,874,076.65 42,874,076.65	0.56 %	42,874,076.65 0.00	9.50 % 0.00	Aaa / AAA NR	0.00 0.00
US CORPORATE									
717081DJ9	Pfizer Inc. Note 1.1% Due 5/15/2017	685,000.00	05/12/2014 1.13 %	684,397.20 684,975.80	99.98 1.28 %	684,842.45 2,846.56	0.15 % (133.35)	A1 / AA A+	0.12 0.12



Holdings Report

As of 3/31/17

CUSIP	Security Description	Par Value/Units	Purchase Date Book Yield	Cost Value Book Value	Mkt Price Mkt YTM	Market Value Accrued Int.	% of Port. Gain/Loss	Moody/S&P Fitch	Maturity Duration
US CORPORATE									
913017BU2	United Tech Corp Note 1.8% Due 6/1/2017	3,120,000.00	Various 1.07 %	3,163,696.80 3,123,775.62	100.10 1.21 %	3,123,048.24 18,720.00	0.70 % (727.38)	A3 / A- A-	0.17 0.17
166764AA8	Chevron Corp Callable Note Cont 11/5/17 1.104% Due 12/5/2017	1,550,000.00	Various 1.34 %	1,535,040.10 1,547,582.70	99.83 1.38 %	1,547,417.70 5,513.87	0.34 % (165.00)	Aa2 / AA- NR	0.68 0.59
02665WAQ4	American Honda Finance Note 1.55% Due 12/11/2017	1,665,000.00	12/08/2014 1.58 %	1,663,451.55 1,664,641.14	100.17 1.30 %	1,667,815.52 7,885.63	0.37 % 3,174.38	A1 / A+ NR	0.70 0.69
458140AL4	Intel Corp Note 1.35% Due 12/15/2017	2,500,000.00	Various 1.31 %	2,504,903.20 2,500,677.48	100.06 1.26 %	2,501,612.50 9,937.50	0.56 % 935.02	A1 / A+ A+	0.71 0.70
89236TCA1	Toyota Motor Credit Corp Note 1.45% Due 1/12/2018	2,955,000.00	Various 1.38 %	2,961,029.65 2,956,684.69	99.98 1.47 %	2,954,524.25 9,402.64	0.66 % (2,160.44)	Aa3 / AA- A	0.79 0.77
40428HPH9	HSBC USA Inc Note 1.625% Due 1/16/2018	3,600,000.00	Various 1.74 %	3,586,182.00 3,596,712.38	99.94 1.70 %	3,597,739.20 12,187.51	0.80 % 1,026.82	A2 / A AA-	0.80 0.78
459200HZ7	IBM Corp Note 1.125% Due 2/6/2018	3,440,000.00	Various 1.26 %	3,427,318.00 3,436,190.72	99.86 1.29 %	3,435,225.28 5,912.50	0.76 % (965.44)	Aa3 / AA- A+	0.85 0.84
166764AV2	Chevron Corp Note 1.365% Due 3/2/2018	1,350,000.00	Various 1.40 %	1,348,780.00 1,349,624.01	99.94 1.43 %	1,349,219.70 1,484.44	0.30 % (404.31)	Aa2 / AA- NR	0.92 0.91
808513AK1	Charles Schwab Corp Callable Note Cont 2/10/2018 1.5% Due 3/10/2018	3,635,000.00	Various 1.43 %	3,642,256.30 3,637,344.34	99.98 1.52 %	3,634,276.64 3,180.63	0.81 % (3,067.70)	A2 / A A	0.94 0.85
931142DF7	Wal-Mart Stores Note 1.125% Due 4/11/2018	1,045,000.00	04/04/2013 1.14 %	1,044,038.60 1,044,802.56	99.82 1.30 %	1,043,169.16 5,551.56	0.23 % (1,633.40)	Aa2 / AA AA	1.03 1.01
713448CR7	PepsiCo Inc Note 1.25% Due 4/30/2018	2,520,000.00	Various 1.28 %	2,517,637.60 2,519,107.69	99.95 1.30 %	2,518,614.00 13,212.50	0.56 % (493.69)	A1 / A A	1.08 1.07
037833AJ9	Apple Inc Note 1% Due 5/3/2018	3,000,000.00	Various 1.28 %	2,968,660.25 2,991,255.39	99.70 1.28 %	2,990,928.00 12,333.33	0.67 % (327.39)	Aa1 / AA+ NR	1.09 1.07
02665WAC5	American Honda Finance Note 2.125% Due 10/10/2018	1,950,000.00	Various 1.86 %	1,968,709.00 1,957,429.74	100.77 1.61 %	1,964,938.96 19,682.82	0.44 % 7,509.22	A1 / A+ NR	1.53 1.48
74005PBH6	Praxair Note 1.25% Due 11/7/2018	2,990,000.00	Various 1.65 %	2,946,487.30 2,971,536.81	99.60 1.50 %	2,978,037.01 14,950.00	0.66 % 6,500.20	A2 / A NR	1.61 1.57
91159HHE3	US Bancorp Callable Note Cont 10/15/2018 1.95% Due 11/15/2018	265,000.00	02/12/2014 1.90 %	265,561.80 265,185.72	100.60 1.55 %	266,587.35 1,952.17	0.06 % 1,401.63	A1 / A+ AA	1.63 1.50
24422ESF7	John Deere Capital Corp Note 1.95% Due 12/13/2018	565,000.00	12/10/2013 1.99 %	563,796.55 564,590.72	100.58 1.60 %	568,279.83 3,305.25	0.13 % 3,689.11	A2 / A A	1.70 1.66
36962G7G3	General Electric Capital Corp Note 2.3% Due 1/14/2019	3,510,000.00	Various 2.08 %	3,538,408.20 3,523,317.86	101.39 1.51 %	3,558,750.40 17,267.24	0.79 % 35,432.54	A1 / AA- AA-	1.79 1.74
17275RAR3	Cisco Systems Note 2.125% Due 3/1/2019	2,395,000.00	Various 2.04 %	2,404,780.75 2,398,776.73	101.04 1.57 %	2,419,987.05 4,241.16	0.54 % 21,210.32	A1 / AA- NR	1.92 1.87
91159HHH6	US Bancorp Callable Note Cont 3/25/2019 2.2% Due 4/25/2019	4,025,000.00	Various 1.94 %	4,056,601.75 4,044,976.37	100.80 1.79 %	4,057,159.75 38,371.67	0.91 % 12,183.38	A1 / A+ AA	2.07 1.92



Holdings Report

As of 3/31/17

CUSIP	Security Description	Par Value/Units	Purchase Date Book Yield	Cost Value Book Value	Mkt Price Mkt YTM	Market Value Accrued Int.	% of Port. Gain/Loss	Moody/S&P Fitch	Maturity Duration
US CORPORATE									
084664CK5	Berkshire Hathaway Note 1.3% Due 8/15/2019	1,905,000.00	08/08/2016 1.33 %	1,903,152.15 1,903,538.60	99.04 1.71 %	1,886,765.34 3,164.42	0.42 % (16,773.26)	Aa2 / AA A+	2.38 2.32
06406HCW7	Bank of New York Callable Note Cont 8/11/2019 2.3% Due 9/11/2019	3,975,000.00	Various 2.21 %	3,987,451.45 3,982,797.45	100.95 1.89 %	4,012,679.03 5,079.16	0.89 % 29,881.58	A1 / A AA-	2.45 2.29
94974BGF1	Wells Fargo Corp Note 2.15% Due 1/30/2020	5,160,000.00	Various 2.21 %	5,145,475.40 5,151,850.05	100.21 2.07 %	5,170,908.24 18,798.17	1.15 % 19,058.19	A2 / A AA-	2.84 2.73
22160KAG0	Costco Wholesale Corp Note 1.75% Due 2/15/2020	1,565,000.00	02/05/2015 1.77 %	1,563,356.75 1,564,054.05	100.18 1.68 %	1,567,863.95 3,499.51	0.35 % 3,809.90	A1 / A+ A+	2.88 2.78
747525AD5	Qualcomm Inc Note 2.25% Due 5/20/2020	4,675,000.00	Various 2.40 %	4,642,450.55 4,654,713.84	100.22 2.18 %	4,685,355.14 38,276.57	1.05 % 30,641.30	A1 / A+ NR	3.14 2.99
594918BG8	Microsoft Callable Note Cont. 10/03/20 2% Due 11/3/2020	1,515,000.00	10/29/2015 2.02 %	1,513,788.00 1,514,129.64	100.33 1.90 %	1,519,973.75 12,456.67	0.34 % 5,844.11	Aaa / AAA AA+	3.60 3.35
00440EAT4	ACE INA Holdings Inc Callable Note Cont 10/3/2020 2.3% Due 11/3/2020	4,045,000.00	02/06/2017 2.16 %	4,064,051.95 4,063,322.48	100.36 2.19 %	4,059,529.64 38,247.72	0.91 % (3,792.84)	A3 / A A	3.60 3.32
30231GAV4	Exxon Mobil Corp Callable Note Cont 2/1/2021 2.222% Due 3/1/2021	4,493,000.00	Various 1.96 %	4,546,957.34 4,537,166.57	100.19 2.17 %	4,501,689.46 8,319.54	1.00 % (35,477.11)	Aaa / AA+ NR	3.92 3.73
857477AV5	State Street Bank Note 1.95% Due 5/19/2021	2,380,000.00	Various 1.96 %	2,378,982.90 2,379,171.48	98.25 2.40 %	2,338,328.58 17,017.00	0.52 % (40,842.90)	A1 / A AA-	4.14 3.91
594918BP8	Microsoft Callable Note Cont 7/8/21 1.55% Due 8/8/2021	2,980,000.00	Various 1.57 %	2,976,460.60 2,976,918.05	97.44 2.17 %	2,903,795.44 6,800.19	0.65 % (73,122.61)	Aaa / AAA AA+	4.36 4.17
69371RN44	Paccar Financial Corp Note 1.65% Due 8/11/2021	1,730,000.00	01/25/2017 2.57 %	1,661,976.40 1,664,485.13	96.35 2.54 %	1,666,884.41 3,964.58	0.37 % 2,399.28	A1 / A+ NR	4.37 4.16
68389XBK0	Oracle Corp Callable Note Cont 8/01/21 1.9% Due 9/15/2021	4,100,000.00	11/29/2016 2.40 %	4,008,201.00 4,014,502.99	98.26 2.31 %	4,028,742.00 3,462.22	0.89 % 14,239.01	A1 / AA- A+	4.46 4.24
24422ETL3	John Deere Capital Corp Note 2.65% Due 1/6/2022	4,875,000.00	Various 2.58 %	4,891,216.25 4,891,160.75	100.36 2.57 %	4,892,613.38 30,502.60	1.09 % 1,452.63	A2 / A A	4.77 4.42
91159HHP8	US Bancorp Note 2.625% Due 1/24/2022	2,000,000.00	01/19/2017 2.66 %	1,996,560.00 1,996,686.22	100.38 2.54 %	2,007,548.00 9,770.83	0.45 % 10,861.78	A1 / A+ AA	4.82 4.48
Total US Corporate		92,163,000.00	1.86 %	92,071,817.34 92,073,685.77	1.82 %	92,104,849.35 407,298.16	20.51 % 31,163.58	A1 / A+ A+	2.38 2.26
US TREASURY									
912828ST8	US Treasury Note 1.25% Due 4/30/2019	5,350,000.00	Various 1.60 %	5,264,135.10 5,312,458.12	99.94 1.28 %	5,346,656.25 28,080.11	1.19 % 34,198.13	Aaa / AA+ AAA	2.08 2.04
912828R85	US Treasury Note 0.875% Due 6/15/2019	6,500,000.00	07/28/2016 0.82 %	6,510,178.03 6,507,795.73	99.03 1.32 %	6,437,028.00 16,718.75	1.43 % (70,767.73)	Aaa / AA+ AAA	2.21 2.17
912828TH3	US Treasury Note 0.875% Due 7/31/2019	6,700,000.00	03/01/2016 1.08 %	6,653,959.95 6,668,555.31	98.94 1.34 %	6,629,073.80 9,716.85	1.47 % (39,481.51)	Aaa / AA+ AAA	2.33 2.30



Holdings Report

As of 3/31/17

CUSIP	Security Description	Par Value/Units	Purchase Date Book Yield	Cost Value Book Value	Mkt Price Mkt YTM	Market Value Accrued Int.	% of Port. Gain/Loss	Moody/S&P Fitch	Maturity Duration
US TREASURY									
912828UB4	US Treasury Note 1% Due 11/30/2019	6,475,000.00	Various 1.56 %	6,308,028.52 6,382,518.53	98.91 1.42 %	6,404,687.98 21,701.93	1.42 % 22,169.45	Aaa / AA+ AAA	2.67 2.61
912828UQ1	US Treasury Note 1.25% Due 2/29/2020	5,925,000.00	Various 1.56 %	5,842,603.82 5,873,571.52	99.29 1.50 %	5,882,648.10 6,440.22	1.31 % 9,076.58	Aaa / AA+ AAA	2.92 2.85
912828J84	US Treasury Note 1.375% Due 3/31/2020	6,350,000.00	Various 1.32 %	6,362,538.84 6,359,510.96	99.57 1.52 %	6,322,466.40 238.56	1.40 % (37,044.56)	Aaa / AA+ AAA	3.00 2.93
912828VF4	US Treasury Note 1.375% Due 5/31/2020	3,000,000.00	Various 1.63 %	2,964,592.73 2,977,031.98	99.37 1.58 %	2,981,133.00 13,825.55	0.66 % 4,101.02	Aaa / AA+ AAA	3.17 3.07
912828L32	US Treasury Note 1.375% Due 8/31/2020	6,700,000.00	Various 1.36 %	6,703,956.03 6,703,009.55	99.07 1.65 %	6,637,971.40 8,010.87	1.47 % (65,038.15)	Aaa / AA+ AAA	3.42 3.32
912828L99	US Treasury Note 1.375% Due 10/31/2020	6,400,000.00	Various 1.66 %	6,311,724.57 6,336,569.66	98.91 1.69 %	6,329,996.80 36,950.27	1.41 % (6,572.86)	Aaa / AA+ AAA	3.59 3.46
912828N89	US Treasury Note 1.375% Due 1/31/2021	5,100,000.00	Various 1.52 %	5,069,460.45 5,071,922.65	98.60 1.75 %	5,028,482.70 11,622.93	1.12 % (43,439.95)	Aaa / AA+ AAA	3.84 3.71
912828B90	US Treasury Note 2% Due 2/28/2021	6,000,000.00	04/26/2016 1.40 %	6,168,535.74 6,136,297.44	100.88 1.77 %	6,052,500.00 10,434.78	1.34 % (83,797.44)	Aaa / AA+ AAA	3.92 3.75
912828Q37	US Treasury Note 1.25% Due 3/31/2021	6,500,000.00	12/13/2016 1.81 %	6,349,455.39 6,359,824.53	97.94 1.79 %	6,365,937.50 221.99	1.41 % 6,112.97	Aaa / AA+ AAA	4.00 3.88
912828T34	US Treasury Note 1.125% Due 9/30/2021	6,550,000.00	11/09/2016 1.48 %	6,439,234.85 6,448,046.42	96.75 1.88 %	6,336,869.55 201.33	1.40 % (111,176.87)	Aaa / AA+ AAA	4.50 4.36
912828J43	US Treasury Note 1.75% Due 2/28/2022	6,900,000.00	03/13/2017 2.14 %	6,775,230.15 6,776,401.37	99.12 1.94 %	6,839,086.80 10,500.00	1.52 % 62,685.43	Aaa / AA+ AAA	4.92 4.68
Total US Treasury		84,450,000.00	1.49 %	83,723,634.17 83,913,513.77	1.61 %	83,594,538.28 174,664.14	18.57 % (318,975.49)	Aaa / AA+ AAA	3.34 3.24
TOTAL PORTFOLIO		451,711,036.57	1.36 %	450,476,025.24 450,772,772.11	1.40 %	449,977,102.23 1,145,211.67	100.00 % (795,669.88)	Aa1 / AA+ AAA	2.11 1.92
TOTAL MARKET VALUE PLUS ACCRUED						451,122,313.90			



Transaction Ledger

2/28/17 Thru 3/31/17

Transaction Type	Settlement Date	CUSIP	Quantity	Security Description	Price	Acq/Disp Yield	Amount	Interest Pur/Sold	Total Amount	Gain/Loss
ACQUISITIONS										
Purchase	03/01/2017	60934N104	6,541,632.50	Federated Investors Government Obligations Fund	1.000	0.44 %	6,541,632.50	0.00	6,541,632.50	0.00
Purchase	03/01/2017	60934N104	75,364.11	Federated Investors Government Obligations Fund	1.000	0.44 %	75,364.11	0.00	75,364.11	0.00
Purchase	03/01/2017	60934N104	453.07	Federated Investors Government Obligations Fund	1.000	0.44 %	453.07	0.00	453.07	0.00
Purchase	03/02/2017	47787XAB3	1,435,000.00	John Deere Owner Trust 2017-A A2 1.5% Due 10/15/2019	100.000	1.50 %	1,434,994.26	0.00	1,434,994.26	0.00
Purchase	03/02/2017	60934N104	9,213.75	Federated Investors Government Obligations Fund	1.000	0.44 %	9,213.75	0.00	9,213.75	0.00
Purchase	03/06/2017	60934N104	6,505,000.00	Federated Investors Government Obligations Fund	1.000	0.44 %	6,505,000.00	0.00	6,505,000.00	0.00
Purchase	03/07/2017	06538BU76	6,455,000.00	Bank of Tokyo Mitsubishi NY Discount CP 1.18% Due 7/7/2017	99.600	1.20 %	6,429,187.17	0.00	6,429,187.17	0.00
Purchase	03/09/2017	60934N104	36,334.38	Federated Investors Government Obligations Fund	1.000	0.44 %	36,334.38	0.00	36,334.38	0.00
Purchase	03/10/2017	60934N104	27,262.50	Federated Investors Government Obligations Fund	1.000	0.44 %	27,262.50	0.00	27,262.50	0.00
Purchase	03/11/2017	60934N104	41,687.50	Federated Investors Government Obligations Fund	1.000	0.44 %	41,687.50	0.00	41,687.50	0.00
Purchase	03/12/2017	60934N104	46,375.00	Federated Investors Government Obligations Fund	1.000	0.44 %	46,375.00	0.00	46,375.00	0.00
Purchase	03/15/2017	60934N104	60,304.44	Federated Investors Government Obligations Fund	1.000	0.44 %	60,304.44	0.00	60,304.44	0.00
Purchase	03/15/2017	60934N104	830,000.00	Federated Investors Government Obligations Fund	1.000	0.44 %	830,000.00	0.00	830,000.00	0.00
Purchase	03/15/2017	60934N104	2,050.25	Federated Investors Government Obligations Fund	1.000	0.44 %	2,050.25	0.00	2,050.25	0.00
Purchase	03/15/2017	60934N104	2,776.67	Federated Investors Government Obligations Fund	1.000	0.44 %	2,776.67	0.00	2,776.67	0.00
Purchase	03/15/2017	60934N104	3,657.00	Federated Investors Government Obligations Fund	1.000	0.44 %	3,657.00	0.00	3,657.00	0.00
Purchase	03/15/2017	60934N104	2,647.79	Federated Investors Government Obligations Fund	1.000	0.44 %	2,647.79	0.00	2,647.79	0.00
Purchase	03/15/2017	60934N104	1,819.00	Federated Investors Government Obligations Fund	1.000	0.44 %	1,819.00	0.00	1,819.00	0.00
Purchase	03/15/2017	60934N104	2,362.92	Federated Investors Government Obligations Fund	1.000	0.44 %	2,362.92	0.00	2,362.92	0.00
Purchase	03/15/2017	60934N104	75,308.47	Federated Investors Government Obligations Fund	1.000	0.44 %	75,308.47	0.00	75,308.47	0.00



Transaction Type	Settlement Date	CUSIP	Quantity	Security Description	Price	Acq/Disp Yield	Amount	Interest Pur/Sold	Total Amount	Gain/Loss
ACQUISITIONS										
Purchase	03/15/2017	60934N104	159,972.80	Federated Investors Government Obligations Fund	1.000	0.44 %	159,972.80	0.00	159,972.80	0.00
Purchase	03/15/2017	60934N104	70,509.04	Federated Investors Government Obligations Fund	1.000	0.44 %	70,509.04	0.00	70,509.04	0.00
Purchase	03/15/2017	60934N104	41,478.73	Federated Investors Government Obligations Fund	1.000	0.44 %	41,478.73	0.00	41,478.73	0.00
Purchase	03/15/2017	60934N104	124,682.11	Federated Investors Government Obligations Fund	1.000	0.44 %	124,682.11	0.00	124,682.11	0.00
Purchase	03/15/2017	60934N104	152,547.91	Federated Investors Government Obligations Fund	1.000	0.44 %	152,547.91	0.00	152,547.91	0.00
Purchase	03/15/2017	89238MAB4	2,135,000.00	Toyota Auto Receivables Owner 2017-A 1.42% Due 9/16/2019	99.990	1.43 %	2,134,793.97	0.00	2,134,793.97	0.00
Purchase	03/15/2017	912828J43	6,900,000.00	US Treasury Note 1.75% Due 2/28/2022	98.192	2.14 %	6,775,230.15	4,921.88	6,780,152.03	0.00
Purchase	03/20/2017	60934N104	3,588.00	Federated Investors Government Obligations Fund	1.000	0.44 %	3,588.00	0.00	3,588.00	0.00
Purchase	03/20/2017	60934N104	58,206.62	Federated Investors Government Obligations Fund	1.000	0.44 %	58,206.62	0.00	58,206.62	0.00
Purchase	03/21/2017	60934N104	12,927.25	Federated Investors Government Obligations Fund	1.000	0.44 %	12,927.25	0.00	12,927.25	0.00
Purchase	03/21/2017	60934N104	207,480.37	Federated Investors Government Obligations Fund	1.000	0.44 %	207,480.37	0.00	207,480.37	0.00
Purchase	03/24/2017	06406HCW7	350,000.00	Bank of New York Callable Note Cont 8/11/2019 2.3% Due 9/11/2019	100.720	1.99 %	352,520.00	290.69	352,810.69	0.00
Purchase	03/24/2017	24422ETL3	875,000.00	John Deere Capital Corp Note 2.65% Due 1/6/2022	100.235	2.60 %	877,056.25	5,023.96	882,080.21	0.00
Purchase	03/24/2017	24422ETL3	1,000,000.00	John Deere Capital Corp Note 2.65% Due 1/6/2022	100.324	2.58 %	1,003,240.00	5,741.67	1,008,981.67	0.00
Purchase	03/24/2017	3137EAAE5	7,500,000.00	FHLMC Note 1.5% Due 1/17/2020	99.726	1.60 %	7,479,450.00	20,937.50	7,500,387.50	0.00
Purchase	03/27/2017	24422ETL3	3,000,000.00	John Deere Capital Corp Note 2.65% Due 1/6/2022	100.364	2.57 %	3,010,920.00	17,887.50	3,028,807.50	0.00
Purchase	03/28/2017	43814TAB8	2,060,000.00	Honda Auto Receivables 2017-1 A2 1.42% Due 7/22/2019	99.998	1.43 %	2,059,950.77	0.00	2,059,950.77	0.00
Purchase	03/28/2017	60934N104	6,525,000.00	Federated Investors Government Obligations Fund	1.000	0.44 %	6,525,000.00	0.00	6,525,000.00	0.00
Purchase	03/28/2017	654747AB0	1,490,000.00	Nissan Auto Receivables 2017-A A2A 1.47% Due 1/15/2020	99.999	1.47 %	1,489,992.40	0.00	1,489,992.40	0.00



Transaction Ledger

2/28/17 Thru 3/31/17

Transaction Type	Settlement Date	CUSIP	Quantity	Security Description	Price	Acq/Disp Yield	Amount	Interest Pur/Sold	Total Amount	Gain/Loss
ACQUISITIONS										
Purchase	03/28/2017	747525AD5	1,000,000.00	Qualcomm Inc Note 2.25% Due 5/20/2020	100.126	2.21 %	1,001,260.00	8,000.00	1,009,260.00	0.00
Purchase	03/28/2017	94974BGF1	1,500,000.00	Wells Fargo Corp Note 2.15% Due 1/30/2020	100.128	2.10 %	1,501,920.00	5,195.83	1,507,115.83	0.00
Purchase	03/30/2017	21687AY31	7,565,000.00	Rabobank Nederland NV NY Discount CP 1.2% Due 11/3/2017	99.273	1.22 %	7,510,027.67	0.00	7,510,027.67	0.00
Purchase	03/31/2017	60934N104	121,125.00	Federated Investors Government Obligations Fund	1.000	0.59 %	121,125.00	0.00	121,125.00	0.00
	Subtotal		65,006,767.18				64,802,309.82	67,999.03	64,870,308.85	0.00
Security Contribution	03/10/2017	60934N104	25,000,000.00	Federated Investors Government Obligations Fund	1.000		25,000,000.00	0.00	25,000,000.00	0.00
	Subtotal		25,000,000.00				25,000,000.00	0.00	25,000,000.00	0.00
TOTAL ACQUISITIONS			90,006,767.18				89,802,309.82	67,999.03	89,870,308.85	0.00
DISPOSITIONS										
Sale	03/02/2017	60934N104	1,434,994.26	Federated Investors Government Obligations Fund	1.000	0.44 %	1,434,994.26	0.00	1,434,994.26	0.00
Sale	03/07/2017	60934N104	6,429,187.17	Federated Investors Government Obligations Fund	1.000	0.44 %	6,429,187.17	0.00	6,429,187.17	0.00
Sale	03/15/2017	60934N104	2,134,793.97	Federated Investors Government Obligations Fund	1.000	0.44 %	2,134,793.97	0.00	2,134,793.97	0.00
Sale	03/15/2017	60934N104	6,780,152.03	Federated Investors Government Obligations Fund	1.000	0.44 %	6,780,152.03	0.00	6,780,152.03	0.00
Sale	03/24/2017	60934N104	2,243,872.57	Federated Investors Government Obligations Fund	1.000	0.44 %	2,243,872.57	0.00	2,243,872.57	0.00
Sale	03/24/2017	60934N104	7,500,387.50	Federated Investors Government Obligations Fund	1.000	0.44 %	7,500,387.50	0.00	7,500,387.50	0.00
Sale	03/27/2017	60934N104	3,028,807.50	Federated Investors Government Obligations Fund	1.000	0.44 %	3,028,807.50	0.00	3,028,807.50	0.00
Sale	03/28/2017	60934N104	3,549,943.17	Federated Investors Government Obligations Fund	1.000	0.44 %	3,549,943.17	0.00	3,549,943.17	0.00
Sale	03/28/2017	60934N104	2,516,375.83	Federated Investors Government Obligations Fund	1.000	0.44 %	2,516,375.83	0.00	2,516,375.83	0.00
Sale	03/30/2017	60934N104	7,510,027.67	Federated Investors Government Obligations Fund	1.000	0.59 %	7,510,027.67	0.00	7,510,027.67	0.00
	Subtotal		43,128,541.67				43,128,541.67	0.00	43,128,541.67	0.00



Transaction Ledger

2/28/17 Thru 3/31/17

Transaction Type	Settlement Date	CUSIP	Quantity	Security Description	Price	Acq/Disp Yield	Amount	Interest Pur/Sold	Total Amount	Gain/Loss
DISPOSITIONS										
Paydown	03/15/2017	161571HH0	0.00	Chase CHAIT Pool #2016-A7 1.06% Due 9/16/2019	100.000		0.00	3,657.00	3,657.00	0.00
Paydown	03/15/2017	43814HAC2	74,989.88	Honda Auto Receivables 2014-3 A3 0.88% Due 6/15/2018	100.000		74,989.88	318.59	75,308.47	0.00
Paydown	03/15/2017	43814QAC2	0.00	Honda Auto Receivables 2016-2 A3 1.39% Due 4/15/2020	100.000		0.00	2,050.25	2,050.25	0.00
Paydown	03/15/2017	477877AD6	158,847.05	John Deere Owner Trust 2014-B A3 1.07% Due 11/15/2018	100.000		158,847.05	1,125.75	159,972.80	0.00
Paydown	03/15/2017	47787VAC5	70,270.65	John Deere Owner Trust 2014-A A3 0.92% Due 4/16/2018	100.000		70,270.65	238.39	70,509.04	0.00
Paydown	03/15/2017	47788MAC4	0.00	John Deere Owner Trust 2016-A A3 1.36% Due 4/15/2020	100.000		0.00	2,776.67	2,776.67	0.00
Paydown	03/15/2017	47788NAB4	0.00	John Deere Owner Trust 2016-B A2 1.09% Due 2/15/2019	100.000		0.00	2,647.79	2,647.79	0.00
Paydown	03/15/2017	65478WAB1	0.00	Nissan Auto Receivables Owner 2016-C A2A 1.07% Due 5/15/2019	100.000		0.00	1,819.00	1,819.00	0.00
Paydown	03/15/2017	89231LAB3	0.00	Toyota Auto Receivables Owner 2016-D 1.06% Due 5/15/2019	100.000		0.00	2,362.92	2,362.92	0.00
Paydown	03/15/2017	89231MAC9	41,455.58	Toyota Auto Receivables Owner 2014-A 0.67% Due 12/15/2017	100.000		41,455.58	23.15	41,478.73	0.00
Paydown	03/15/2017	89231TAB6	124,538.99	Toyota Auto Receivables Owner 2015-C 0.92% Due 2/15/2018	100.000		124,538.99	143.12	124,682.11	0.00
Paydown	03/15/2017	89236WAC2	150,951.19	Toyota Auto Receivables Owner 2015-A 1.12% Due 2/15/2019	100.000		150,951.19	1,596.72	152,547.91	0.00
Paydown	03/20/2017	43814GAC4	58,046.79	Honda Auto Receivables 2014-2 A3 0.77% Due 3/19/2018	100.000		58,046.79	159.83	58,206.62	0.00
Paydown	03/20/2017	43814RAB2	0.00	Honda Auto Receivables 2016-4 A2 1.04% Due 4/18/2019	100.000		0.00	3,588.00	3,588.00	0.00
Paydown	03/21/2017	43813NAC0	205,441.44	Honda Auto Receivables 2015-2 A3 1.04% Due 2/21/2019	100.000		205,441.44	2,038.93	207,480.37	0.00
		Subtotal	884,541.57				884,541.57	24,546.11	909,087.68	0.00
Maturity	03/01/2017	06417GNP9	6,500,000.00	Bank of Nova Scotia Yankee CD 1.26% Due 3/1/2017	100.000		6,500,000.00	41,632.50	6,541,632.50	0.00
Maturity	03/06/2017	06538BQ63	6,505,000.00	Bank of Tokyo Mitsubishi NY Discount CP 1.03% Due 3/6/2017	99.628		6,505,000.00	0.00	6,505,000.00	0.00
Maturity	03/15/2017	69371RK54	830,000.00	Paccar Financial Corp Note 1.6% Due 3/15/2017	100.000		830,000.00	0.00	830,000.00	0.00



Transaction Ledger

2/28/17 Thru 3/31/17

Transaction Type	Settlement Date	CUSIP	Quantity	Security Description	Price	Acq/Disp Yield	Amount	Interest Pur/Sold	Total Amount	Gain/Loss
DISPOSITIONS										
Maturity	03/28/2017	21687AQU0	6,525,000.00	Rabobank Nederland NV NY Discount CP 1.12% Due 3/28/2017	99.437		6,525,000.00	0.00	6,525,000.00	0.00
	Subtotal		20,360,000.00				20,360,000.00	41,632.50	20,401,632.50	0.00
Security Withdrawal	03/03/2017	60934N104	14,297.17	Federated Investors Government Obligations Fund	1.000		14,297.17	0.00	14,297.17	0.00
Security Withdrawal	03/15/2017	60934N104	291.67	Federated Investors Government Obligations Fund	1.000		291.67	0.00	291.67	0.00
Security Withdrawal	03/31/2017	94975P405	25,091,773.54	Wells Fargo Adv Govt #1751 Money Market Fund	1.000		25,091,773.54	0.00	25,091,773.54	0.00
	Subtotal		25,106,362.38				25,106,362.38	0.00	25,106,362.38	0.00
TOTAL DISPOSITIONS			89,479,445.62				89,479,445.62	66,178.61	89,545,624.23	0.00

OTHER TRANSACTIONS										
Interest	03/01/2017	17275RAR3	2,395,000.00	Cisco Systems Note 2.125% Due 3/1/2019	0.000		25,446.88	0.00	25,446.88	0.00
Interest	03/01/2017	30231GAV4	4,493,000.00	Exxon Mobil Corp Callable Note Cont 2/1/2021 2.222% Due 3/1/2021	0.000		49,917.23	0.00	49,917.23	0.00
Interest	03/02/2017	166764AV2	1,350,000.00	Chevron Corp Note 1.365% Due 3/2/2018	0.000		9,213.75	0.00	9,213.75	0.00
Interest	03/09/2017	313378A43	5,285,000.00	FHLB Note 1.375% Due 3/9/2018	0.000		36,334.38	0.00	36,334.38	0.00
Interest	03/10/2017	808513AK1	3,635,000.00	Charles Schwab Corp Callable Note Cont 2/10/2018 1.5% Due 3/10/2018	0.000		27,262.50	0.00	27,262.50	0.00
Interest	03/11/2017	06406HCW7	3,625,000.00	Bank of New York Callable Note Cont 8/11/2019 2.3% Due 9/11/2019	0.000		41,687.50	0.00	41,687.50	0.00
Interest	03/12/2017	3135G0ZG1	5,300,000.00	FNMA Note 1.75% Due 9/12/2019	0.000		46,375.00	0.00	46,375.00	0.00
Interest	03/15/2017	68389XBK0	4,100,000.00	Oracle Corp Callable Note Cont 8/01/21 1.9% Due 9/15/2021	0.000		53,664.44	0.00	53,664.44	0.00
Interest	03/15/2017	69371RK54	830,000.00	Paccar Financial Corp Note 1.6% Due 3/15/2017	0.000		6,640.00	0.00	6,640.00	0.00
Interest	03/21/2017	3133EAY28	3,115,000.00	FFCB Note 0.83% Due 9/21/2017	0.000		12,927.25	0.00	12,927.25	0.00



Transaction Ledger

2/28/17 Thru 3/31/17

Transaction Type	Settlement Date	CUSIP	Quantity	Security Description	Price	Acq/Disp Yield	Amount	Interest Pur/Sold	Total Amount	Gain/Loss
OTHER TRANSACTIONS										
Interest	03/31/2017	912828J84	6,350,000.00	US Treasury Note 1.375% Due 3/31/2020	0.000		43,656.25	0.00	43,656.25	0.00
Interest	03/31/2017	912828Q37	6,500,000.00	US Treasury Note 1.25% Due 3/31/2021	0.000		40,625.00	0.00	40,625.00	0.00
Interest	03/31/2017	912828T34	6,550,000.00	US Treasury Note 1.125% Due 9/30/2021	0.000		36,843.75	0.00	36,843.75	0.00
		Subtotal	53,528,000.00				430,593.93	0.00	430,593.93	0.00
Dividend	03/01/2017	60934N104	7,230,503.31	Federated Investors Government Obligations Fund	0.000		453.07	0.00	453.07	0.00
		Subtotal	7,230,503.31				453.07	0.00	453.07	0.00
TOTAL OTHER TRANSACTIONS			60,758,503.31				431,047.00	0.00	431,047.00	0.00



CUSIP	Security Description	Trade Date Settle Date Units	Book Value: Begin Book Value: Acq Book Value: Disp Book Value: End	Prior Accrued Inc. Received Ending Accrued Total Interest	Accr. Of Discount Amort. Of Premium Net Accret/Amort Income Earned	Unreal G/L Total Income
Fixed Income						
00440EAT4	ACE INA Holdings Inc Callable Note Cont 10/3/2020 2.3% Due 11/03/2020	02/06/2017 02/09/2017 4,045,000.00	4,063,765.88 0.00 0.00 4,063,322.48	30,494.81 0.00 38,247.72 7,752.91	0.00 443.40 (443.40) 7,309.51	0.00 0.00 0.00 7,309.51
02665WAC5	American Honda Finance Note 2.125% Due 10/10/2018	Various Various 1,950,000.00	1,957,843.24 0.00 0.00 1,957,429.74	16,229.69 0.00 19,682.82 3,453.13	0.00 413.50 (413.50) 3,039.63	0.00 0.00 0.00 3,039.63
02665WAQ4	American Honda Finance Note 1.55% Due 12/11/2017	12/08/2014 12/11/2014 1,665,000.00	1,664,597.35 0.00 0.00 1,664,641.14	5,735.00 0.00 7,885.63 2,150.63	43.79 0.00 43.79 2,194.42	0.00 0.00 0.00 2,194.42
037833AJ9	Apple Inc Note 1% Due 05/03/2018	Various Various 3,000,000.00	2,990,572.57 0.00 0.00 2,991,255.39	9,833.34 0.00 12,333.33 2,499.99	682.82 0.00 682.82 3,182.81	0.00 0.00 0.00 3,182.81
06406HCW7	Bank of New York Callable Note Cont 8/11/2019 2.3% Due 09/11/2019	Various Various 3,975,000.00	3,630,491.44 352,520.00 0.00 3,982,797.45	39,371.52 41,396.81 5,079.16 7,104.45	5.42 219.41 (213.99) 6,890.46	0.00 0.00 0.00 6,890.46
084664CK5	Berkshire Hathaway Note 1.3% Due 08/15/2019	08/08/2016 08/15/2016 1,905,000.00	1,903,486.28 0.00 0.00 1,903,538.60	1,100.67 0.00 3,164.42 2,063.75	52.32 0.00 52.32 2,116.07	0.00 0.00 0.00 2,116.07
161571HH0	Chase CHAIT Pool #2016-A7 1.06% Due 09/16/2019	09/06/2016 09/13/2016 4,140,000.00	4,139,807.47 0.00 0.00 4,139,837.61	1,950.40 3,657.00 1,950.40 3,657.00	30.14 0.00 30.14 3,687.14	0.00 0.00 0.00 3,687.14
166764AA8	Chevron Corp Callable Note Cont 11/5/17 1.104% Due 12/05/2017	Various Various 1,550,000.00	1,547,280.54 0.00 0.00 1,547,582.70	4,087.87 0.00 5,513.87 1,426.00	323.19 21.03 302.16 1,728.16	0.00 0.00 0.00 1,728.16
166764AV2	Chevron Corp Note 1.365% Due 03/02/2018	Various Various 1,350,000.00	1,349,589.22 0.00 0.00 1,349,624.01	9,162.56 9,213.75 1,484.44 1,535.63	34.79 0.00 34.79 1,570.42	0.00 0.00 0.00 1,570.42
17275RAR3	Cisco Systems Note 2.125% Due 03/01/2019	Various Various 2,395,000.00	2,398,944.20 0.00 0.00 2,398,776.73	25,446.89 25,446.88 4,241.16 4,241.15	7.51 174.98 (167.47) 4,073.68	0.00 0.00 0.00 4,073.68



CUSIP	Security Description	Trade Date Settle Date Units	Book Value: Begin Book Value: Acq Book Value: Disp Book Value: End	Prior Accrued Inc. Received Ending Accrued Total Interest	Accr. Of Discount Amort. Of Premium Net Accret/Amort Income Earned	Unreal G/L Total Income
22160KAG0	Costco Wholesale Corp Note 1.75% Due 02/15/2020	02/05/2015 02/17/2015 1,565,000.00	1,564,026.12 0.00 0.00 1,564,054.05	1,217.22 0.00 3,499.51 2,282.29	27.93 0.00 27.93 2,310.22	0.00 2,310.22
24422ESF7	John Deere Capital Corp Note 1.95% Due 12/13/2018	12/10/2013 12/13/2013 565,000.00	564,570.29 0.00 0.00 564,590.72	2,387.13 0.00 3,305.25 918.12	20.43 0.00 20.43 938.55	0.00 938.55
24422ETL3	John Deere Capital Corp Note 2.65% Due 01/06/2022	Various Various 4,875,000.00	0.00 4,891,216.25 0.00 4,891,160.75	0.00 (28,653.13) 30,502.60 1,849.47	0.00 55.50 (55.50) 1,793.97	0.00 1,793.97
30231GAV4	Exxon Mobil Corp Callable Note Cont 2/1/2021 2.222% Due 03/01/2021	Various Various 4,493,000.00	4,538,124.03 0.00 0.00 4,537,166.57	49,917.23 49,917.23 8,319.54 8,319.54	0.00 957.46 (957.46) 7,362.08	0.00 7,362.08
3130A4GJ5	FHLB Note 1.125% Due 04/25/2018	Various Various 3,335,000.00	3,335,405.47 0.00 0.00 3,335,375.55	13,131.56 0.00 16,258.13 3,126.57	27.71 57.63 (29.92) 3,096.65	0.00 3,096.65
3130A7CV5	FHLB Note 1.375% Due 02/18/2021	Various Various 6,450,000.00	6,431,035.39 0.00 0.00 6,431,440.84	3,202.60 0.00 10,593.23 7,390.63	405.45 0.00 405.45 7,796.08	0.00 7,796.08
3130A8QS5	FHLB Note 1.125% Due 07/14/2021	10/04/2016 10/06/2016 2,800,000.00	2,776,296.38 0.00 0.00 2,776,756.79	4,112.50 0.00 6,737.50 2,625.00	460.41 0.00 460.41 3,085.41	0.00 3,085.41
313376BR5	FHLB Note 1.75% Due 12/14/2018	01/29/2014 01/30/2014 2,500,000.00	2,505,634.37 0.00 0.00 2,505,366.89	9,357.64 0.00 13,003.47 3,645.83	0.00 267.48 (267.48) 3,378.35	0.00 3,378.35
313378A43	FHLB Note 1.375% Due 03/09/2018	Various Various 5,285,000.00	5,288,790.10 0.00 0.00 5,288,475.10	34,719.51 36,334.38 4,440.87 6,055.74	394.86 709.86 (315.00) 5,740.74	0.00 5,740.74
3133EAY28	FFCB Note 0.83% Due 09/21/2017	Various Various 3,115,000.00	3,115,668.07 0.00 0.00 3,115,566.55	11,490.88 12,927.25 718.18 2,154.55	0.00 101.52 (101.52) 2,053.03	0.00 2,053.03
3135G0D75	FNMA Note 1.5% Due 06/22/2020	Various Various 6,400,000.00	6,351,645.30 0.00 0.00 6,352,885.16	18,400.00 0.00 26,400.00 8,000.00	1,324.52 84.66 1,239.86 9,239.86	0.00 9,239.86



CUSIP	Security Description	Trade Date Settle Date Units	Book Value: Begin Book Value: Acq Book Value: Disp Book Value: End	Prior Accrued Inc. Received Ending Accrued Total Interest	Accr. Of Discount Amort. Of Premium Net Accret/Amort Income Earned	Unreal G/L Total Income
3135G0F73	FNMA Note 1.5% Due 11/30/2020	Various Various 6,400,000.00	6,315,775.28 0.00 0.00 6,317,681.10	24,266.67 0.00 32,266.67 8,000.00	1,942.21 36.39 1,905.82 9,905.82	0.00 9,905.82
3135G0J20	FNMA Note 1.375% Due 02/26/2021	02/26/2016 02/29/2016 6,400,000.00	6,390,586.95 0.00 0.00 6,390,787.09	1,222.22 0.00 8,555.56 7,333.34	200.14 0.00 200.14 7,533.48	0.00 7,533.48
3135G0K69	FNMA Note 1.25% Due 05/06/2021	06/29/2016 06/30/2016 5,900,000.00	5,917,296.23 0.00 0.00 5,916,945.09	23,559.03 0.00 29,704.86 6,145.83	0.00 351.14 (351.14) 5,794.69	0.00 5,794.69
3135G0N82	FNMA Note 1.25% Due 08/17/2021	10/04/2016 10/06/2016 6,500,000.00	6,467,743.71 0.00 0.00 6,468,357.18	3,159.72 0.00 9,930.56 6,770.84	613.47 0.00 613.47 7,384.31	0.00 7,384.31
3135G0Q89	FNMA Note 1.375% Due 10/07/2021	10/27/2016 10/28/2016 1,150,000.00	1,143,477.63 0.00 0.00 1,143,597.91	6,325.00 0.00 7,642.71 1,317.71	120.28 0.00 120.28 1,437.99	0.00 1,437.99
3135G0S38	FNMA Note 2% Due 01/05/2022	01/11/2017 01/12/2017 6,400,000.00	6,395,170.89 0.00 0.00 6,395,255.42	18,488.89 0.00 29,155.56 10,666.67	84.53 0.00 84.53 10,751.20	0.00 10,751.20
3135G0ZA4	FNMA Note 1.875% Due 02/19/2019	Various Various 3,700,000.00	3,711,394.02 0.00 0.00 3,710,903.44	2,312.50 0.00 8,093.75 5,781.25	0.00 490.58 (490.58) 5,290.67	0.00 5,290.67
3135G0ZE6	FNMA Note 1.75% Due 06/20/2019	Various Various 5,300,000.00	5,322,312.78 0.00 0.00 5,321,490.30	18,292.36 0.00 26,021.53 7,729.17	0.00 822.48 (822.48) 6,906.69	0.00 6,906.69
3135G0ZG1	FNMA Note 1.75% Due 09/12/2019	Various Various 5,300,000.00	5,310,542.03 0.00 0.00 5,310,188.74	43,540.98 46,375.00 4,895.14 7,729.16	0.00 353.29 (353.29) 7,375.87	0.00 7,375.87
3137EADB2	FHLMC Note 2.375% Due 01/13/2022	01/27/2017 01/30/2017 6,400,000.00	6,500,494.13 0.00 0.00 6,498,742.96	20,266.67 0.00 32,933.33 12,666.66	0.00 1,751.17 (1,751.17) 10,915.49	0.00 10,915.49
3137EADG1	FHLMC Note 1.75% Due 05/30/2019	Various Various 5,275,000.00	5,290,107.32 0.00 0.00 5,289,536.19	23,334.55 0.00 31,027.25 7,692.70	17.53 588.66 (571.13) 7,121.57	0.00 7,121.57



CUSIP	Security Description	Trade Date Settle Date Units	Book Value: Begin Book Value: Acq Book Value: Disp Book Value: End	Prior Accrued Inc. Received Ending Accrued Total Interest	Accr. Of Discount Amort. Of Premium Net Accret/Amort Income Earned	Unreal G/L Total Income
3137EADK2	FHLMC Note 1.25% Due 08/01/2019	Various Various 5,400,000.00	5,339,669.76 0.00 0.00 5,341,787.80	5,625.00 0.00 11,250.00 5,625.00	2,118.04 0.00 2,118.04 7,743.04	0.00 7,743.04
3137EADM8	FHLMC Note 1.25% Due 10/02/2019	Various Various 5,350,000.00	5,288,627.41 0.00 0.00 5,290,640.69	27,678.82 0.00 33,251.74 5,572.92	2,013.28 0.00 2,013.28 7,586.20	0.00 7,586.20
3137EADN6	FHLMC Note 0.75% Due 01/12/2018	07/28/2015 07/29/2015 900,000.00	898,531.25 0.00 0.00 898,674.88	918.75 0.00 1,481.25 562.50	143.63 0.00 143.63 706.13	0.00 706.13
3137EADR7	FHLMC Note 1.375% Due 05/01/2020	08/26/2015 08/27/2015 2,200,000.00	2,187,834.51 0.00 0.00 2,188,160.46	10,083.33 0.00 12,604.17 2,520.84	325.95 0.00 325.95 2,846.79	0.00 2,846.79
3137EAEC9	FHLMC Note 1.125% Due 08/12/2021	Various Various 6,555,000.00	6,502,071.78 0.00 0.00 6,503,081.49	3,892.03 0.00 10,037.34 6,145.31	1,009.71 0.00 1,009.71 7,155.02	0.00 7,155.02
3137EAEE5	FHLMC Note 1.5% Due 01/17/2020	03/23/2017 03/24/2017 7,500,000.00	0.00 7,479,450.00 0.00 7,479,609.77	0.00 (20,937.50) 23,125.00 2,187.50	159.77 0.00 159.77 2,347.27	0.00 2,347.27
36962G7G3	General Electric Capital Corp Note 2.3% Due 01/14/2019	Various Various 3,510,000.00	3,523,950.09 0.00 0.00 3,523,317.86	10,539.75 0.00 17,267.24 6,727.49	33.67 665.90 (632.23) 6,095.26	0.00 6,095.26
40428HPH9	HSBC USA Inc Note 1.625% Due 01/16/2018	Various Various 3,600,000.00	3,596,360.95 0.00 0.00 3,596,712.38	7,312.51 0.00 12,187.51 4,875.00	351.43 0.00 351.43 5,226.43	0.00 5,226.43
43813NAC0	Honda Auto Receivables 2015-2 A3 1.04% Due 02/21/2019	Various Various 2,147,173.87	2,351,111.88 0.00 205,441.44 2,145,860.64	679.64 2,038.93 620.30 1,979.59	190.20 0.00 190.20 2,169.79	0.00 2,169.79
43814GAC4	Honda Auto Receivables 2014-2 A3 0.77% Due 03/19/2018	05/13/2014 05/21/2014 191,035.49	249,080.14 0.00 58,046.79 191,034.50	69.26 159.83 53.12 143.69	1.15 0.00 1.15 144.84	0.00 144.84
43814HAC2	Honda Auto Receivables 2014-3 A3 0.88% Due 06/15/2018	08/12/2014 08/20/2014 359,450.79	434,429.92 0.00 74,989.88 359,443.92	169.91 318.59 140.59 289.27	3.88 0.00 3.88 293.15	0.00 293.15



CUSIP	Security Description	Trade Date Settle Date Units	Book Value: Begin Book Value: Acq Book Value: Disp Book Value: End	Prior Accrued Inc. Received Ending Accrued Total Interest	Accr. Of Discount Amort. Of Premium Net Accret/Amort Income Earned	Unreal G/L Total Income
43814QAC2	Honda Auto Receivables 2016-2 A3 1.39% Due 04/15/2020	05/24/2016 05/31/2016 1,770,000.00	1,769,972.31 0.00 0.00 1,769,973.06	1,093.47 2,050.25 1,093.47 2,050.25	0.75 0.00 0.75 2,051.00	0.00 2,051.00
43814RAB2	Honda Auto Receivables 2016-4 A2 1.04% Due 04/18/2019	10/18/2016 10/25/2016 4,140,000.00	4,139,900.70 0.00 0.00 4,139,904.66	1,554.80 3,588.00 1,554.80 3,588.00	3.96 0.00 3.96 3,591.96	0.00 3,591.96
43814TAB8	Honda Auto Receivables 2017-1 A2 1.42% Due 07/22/2019	03/21/2017 03/28/2017 2,060,000.00	0.00 2,059,950.77 0.00 2,059,951.00	0.00 0.00 243.77 243.77	0.23 0.00 0.23 244.00	0.00 244.00
458140AL4	Intel Corp Note 1.35% Due 12/15/2017	Various Various 2,500,000.00	2,500,758.89 0.00 0.00 2,500,677.48	7,125.00 0.00 9,937.50 2,812.50	6.04 87.45 (81.41) 2,731.09	0.00 2,731.09
459200HZ7	IBM Corp Note 1.125% Due 02/06/2018	Various Various 3,440,000.00	3,435,811.02 0.00 0.00 3,436,190.72	2,687.50 0.00 5,912.50 3,225.00	379.70 0.00 379.70 3,604.70	0.00 3,604.70
477877AD6	John Deere Owner Trust 2014-B A3 1.07% Due 11/15/2018	Various Various 1,103,673.07	1,262,510.59 0.00 158,847.05 1,103,665.73	600.40 1,125.75 524.85 1,050.20	25.79 23.60 2.19 1,052.39	0.00 1,052.39
47787VAC5	John Deere Owner Trust 2014-A A3 0.92% Due 04/16/2018	Various Various 240,671.02	310,942.68 0.00 70,270.65 240,671.26	127.14 238.39 98.40 209.65	1.37 2.14 (0.77) 208.88	0.00 208.88
47787XAB3	John Deere Owner Trust 2017-A A2 1.5% Due 10/15/2019	02/22/2017 03/02/2017 1,435,000.00	0.00 1,434,994.26 0.00 1,434,994.44	0.00 0.00 1,733.96 1,733.96	0.18 0.00 0.18 1,734.14	0.00 1,734.14
47788MAC4	John Deere Owner Trust 2016-A A3 1.36% Due 04/15/2020	02/23/2016 03/02/2016 2,450,000.00	2,449,707.64 0.00 0.00 2,449,715.58	1,480.89 2,776.67 1,480.89 2,776.67	7.94 0.00 7.94 2,784.61	0.00 2,784.61
47788NAB4	John Deere Owner Trust 2016-B A2 1.09% Due 02/15/2019	07/19/2016 07/27/2016 2,915,000.00	2,914,863.55 0.00 0.00 2,914,869.45	1,412.16 2,647.79 1,412.16 2,647.79	5.90 0.00 5.90 2,653.69	0.00 2,653.69
594918BG8	Microsoft Callable Note Cont. 10/03/20 2% Due 11/03/2020	10/29/2015 11/03/2015 1,515,000.00	1,514,109.08 0.00 0.00 1,514,129.64	9,931.67 0.00 12,456.67 2,525.00	20.56 0.00 20.56 2,545.56	0.00 2,545.56



CUSIP	Security Description	Trade Date Settle Date Units	Book Value: Begin Book Value: Acq Book Value: Disp Book Value: End	Prior Accrued Inc. Received Ending Accrued Total Interest	Accr. Of Discount Amort. Of Premium Net Accret/Amort Income Earned	Unreal G/L Total Income
594918BP8	Microsoft Callable Note Cont 7/8/21 1.55% Due 08/08/2021	Various 08/08/2016	2,976,857.96 0.00 0.00 2,976,918.05	2,951.03 0.00 6,800.19 3,849.16	60.09 0.00 60.09 3,909.25	0.00 3,909.25
654747AB0	Nissan Auto Receivables 2017-A A2A 1.47% Due 01/15/2020	03/21/2017 03/28/2017	0.00 1,489,992.40 0.00 1,489,992.43	0.00 0.00 973.47 973.47	0.03 0.00 0.03 973.50	0.00 973.50
65478WAB1	Nissan Auto Receivables Owner 2016-C A2A 1.07% Due 05/15/2019	08/02/2016 08/10/2016	2,039,935.81 0.00 0.00 2,039,938.28	970.13 1,819.00 970.13 1,819.00	2.47 0.00 2.47 1,821.47	0.00 1,821.47
68389XBK0	Oracle Corp Callable Note Cont 8/01/21 1.9% Due 09/15/2021	11/29/2016 12/02/2016	4,012,874.98 0.00 0.00 4,014,502.99	50,635.00 53,664.44 3,462.22 6,491.66	1,628.01 0.00 1,628.01 8,119.67	0.00 8,119.67
69371RK54	Paccar Financial Corp Note Due 03/15/2017	03/10/2015 03/13/2015	830,162.49 0.00 830,000.00 0.00	6,123.56 6,640.00 0.00 516.44	0.00 162.49 (162.49) 353.95	0.00 353.95
69371RN44	Paccar Financial Corp Note 1.65% Due 08/11/2021	01/25/2017 01/30/2017	1,663,210.20 0.00 0.00 1,664,485.13	1,585.83 0.00 3,964.58 2,378.75	1,274.93 0.00 1,274.93 3,653.68	0.00 3,653.68
713448CR7	PepsiCo Inc Note 1.25% Due 04/30/2018	Various Various	2,519,037.49 0.00 0.00 2,520,000.00	10,587.51 0.00 13,212.50 2,624.99	70.20 0.00 70.20 2,695.19	0.00 2,695.19
717081DJ9	Pfizer Inc. Note 1.1% Due 05/15/2017	05/12/2014 05/15/2014	684,958.75 0.00 0.00 684,975.80	2,218.64 0.00 2,846.56 627.92	17.05 0.00 17.05 644.97	0.00 644.97
74005PBH6	Praxair Note 1.25% Due 11/07/2018	Various Various	2,970,558.42 0.00 0.00 2,971,536.81	11,835.41 0.00 14,950.00 3,114.59	978.39 0.00 978.39 4,092.98	0.00 4,092.98
747525AD5	Qualcomm Inc Note 2.25% Due 05/20/2020	Various Various	3,652,875.01 1,001,260.00 0.00 4,654,713.84	23,198.43 (8,000.00) 38,276.57 7,078.14	583.22 4.39 578.83 7,656.97	0.00 7,656.97
808513AK1	Charles Schwab Corp Callable Note Cont 2/10/2018 1.5% Due 03/10/2018	Various Various	3,637,556.22 0.00 0.00 3,635,000.00	25,899.38 27,262.50 3,180.63 4,543.75	3.70 215.58 (211.88) 4,331.87	0.00 4,331.87



CUSIP	Security Description	Trade Date Settle Date Units	Book Value: Begin Book Value: Acq Book Value: Disp Book Value: End	Prior Accrued Inc. Received Ending Accrued Total Interest	Accr. Of Discount Amort. Of Premium Net Accret/Amort Income Earned	Unreal G/L Total Income
857477AV5	State Street Bank Note 1.95% Due 05/19/2021	Various Various 2,380,000.00	2,379,154.46 0.00 0.00 2,379,171.48	13,149.50 0.00 17,017.00 3,867.50	19.69 2.67 17.02 3,884.52	0.00 3,884.52
880591EQ1	Tennessee Valley Authority Note 1.75% Due 10/15/2018	Various Various 3,775,000.00	3,784,671.73 0.00 0.00 3,784,166.13	24,956.94 0.00 30,462.15 5,505.21	0.00 505.60 (505.60) 4,999.61	0.00 4,999.61
89231LAB3	Toyota Auto Receivables Owner 2016-D 1.06% Due 05/15/2019	10/04/2016 10/12/2016 2,675,000.00	2,674,817.70 0.00 0.00 2,674,824.72	1,260.22 2,362.92 1,260.22 2,362.92	7.02 0.00 7.02 2,369.94	0.00 2,369.94
89231MAC9	Toyota Auto Receivables Owner 2014-A Due 12/15/2017	Various Various 0.00	41,455.58 0.00 41,455.58 0.00	12.34 23.15 0.00 10.81	0.00 0.00 0.00 10.81	0.00 10.81
89231TAB6	Toyota Auto Receivables Owner 2015-C 0.92% Due 02/15/2018	08/18/2015 08/26/2015 62,140.94	186,674.10 0.00 124,538.99 62,139.17	76.33 143.12 25.41 92.20	4.06 0.00 4.06 96.26	0.00 96.26
89236TCA1	Toyota Motor Credit Corp Note 1.45% Due 01/12/2018	Various Various 2,955,000.00	2,956,867.29 0.00 0.00 2,956,684.69	5,832.02 0.00 9,402.64 3,570.62	25.38 207.98 (182.60) 3,388.02	0.00 3,388.02
89236WAC2	Toyota Auto Receivables Owner 2015-A 1.12% Due 02/15/2019	Various Various 1,559,814.74	1,710,266.34 0.00 150,951.19 1,559,399.47	851.58 1,596.72 776.44 1,521.58	84.32 0.00 84.32 1,605.90	0.00 1,605.90
89238MAB4	Toyota Auto Receivables Owner 2017-A 1.42% Due 09/16/2019	03/07/2017 03/15/2017 2,135,000.00	0.00 2,134,793.97 0.00 2,134,797.80	0.00 0.00 1,347.42 1,347.42	3.83 0.00 3.83 1,351.25	0.00 1,351.25
91159HHE3	US Bancorp Callable Note Cont 10/15/2018 1.95% Due 11/15/2018	02/12/2014 02/18/2014 265,000.00	265,195.97 0.00 0.00 265,185.72	1,521.54 0.00 1,952.17 430.63	0.00 10.25 (10.25) 420.38	0.00 420.38
91159HHH6	US Bancorp Callable Note Cont 3/25/2019 2.2% Due 04/25/2019	Various Various 4,025,000.00	4,045,834.60 0.00 0.00 4,044,976.37	30,992.50 0.00 38,371.67 7,379.17	39.46 897.69 (858.23) 6,520.94	0.00 6,520.94
91159HHP8	US Bancorp Note 2.625% Due 01/24/2022	01/19/2017 01/24/2017 2,000,000.00	1,996,627.82 0.00 0.00 1,996,686.22	5,395.83 0.00 9,770.83 4,375.00	58.40 0.00 58.40 4,433.40	0.00 4,433.40



CUSIP	Security Description	Trade Date Settle Date Units	Book Value: Begin Book Value: Acq Book Value: Disp Book Value: End	Prior Accrued Inc. Received Ending Accrued Total Interest	Accr. Of Discount Amort. Of Premium Net Accret/Amort Income Earned	Unreal G/L Total Income
912828B90	US Treasury Note 2% Due 02/28/2021	04/26/2016 04/28/2016 6,000,000.00	6,139,254.21 0.00 0.00 6,136,297.44	326.09 0.00 10,434.78 10,108.69	0.00 2,956.77 (2,956.77) 7,151.92	0.00 7,151.92
912828J43	US Treasury Note 1.75% Due 02/28/2022	03/13/2017 03/15/2017 6,900,000.00	0.00 6,775,230.15 0.00 6,776,401.37	0.00 (4,921.88) 10,500.00 5,578.12	1,171.22 0.00 1,171.22 6,749.34	0.00 6,749.34
912828J84	US Treasury Note 1.375% Due 03/31/2020	Various Various 6,350,000.00	6,359,780.22 0.00 0.00 6,359,510.96	36,460.16 43,656.25 238.56 7,434.65	225.43 494.69 (269.26) 7,165.39	0.00 7,165.39
912828L32	US Treasury Note 1.375% Due 08/31/2020	Various Various 6,700,000.00	6,703,084.31 0.00 0.00 6,703,009.55	250.34 0.00 8,010.87 7,760.53	25.72 100.48 (74.76) 7,685.77	0.00 7,685.77
912828L99	US Treasury Note 1.375% Due 10/31/2020	Various Various 6,400,000.00	6,335,067.49 0.00 0.00 6,336,569.66	29,414.37 0.00 36,950.27 7,535.90	1,615.58 113.41 1,502.17 9,038.07	0.00 9,038.07
912828N89	US Treasury Note 1.375% Due 01/31/2021	Various Various 5,100,000.00	5,071,301.38 0.00 0.00 5,071,922.65	5,617.75 0.00 11,622.93 6,005.18	621.27 0.00 621.27 6,626.45	0.00 6,626.45
912828Q37	US Treasury Note 1.25% Due 03/31/2021	12/13/2016 12/14/2016 6,500,000.00	6,356,848.21 0.00 0.00 6,359,824.53	33,928.57 40,625.00 221.99 6,918.42	2,976.32 0.00 2,976.32 9,894.74	0.00 9,894.74
912828R85	US Treasury Note 0.875% Due 06/15/2019	07/28/2016 07/29/2016 6,500,000.00	6,508,095.94 0.00 0.00 6,507,795.73	11,875.00 0.00 16,718.75 4,843.75	0.00 300.21 (300.21) 4,543.54	0.00 4,543.54
912828ST8	US Treasury Note 1.25% Due 04/30/2019	Various Various 5,350,000.00	5,310,924.80 0.00 0.00 5,312,458.12	22,353.25 0.00 28,080.11 5,726.86	1,533.32 0.00 1,533.32 7,260.18	0.00 7,260.18
912828T34	US Treasury Note 1.125% Due 09/30/2021	11/09/2016 11/10/2016 6,550,000.00	6,446,122.77 0.00 0.00 6,448,046.42	30,770.60 36,843.75 201.33 6,274.48	1,923.65 0.00 1,923.65 8,198.13	0.00 8,198.13
912828TH3	US Treasury Note 0.875% Due 07/31/2019	03/01/2016 03/02/2016 6,700,000.00	6,667,409.85 0.00 0.00 6,668,555.31	4,696.48 0.00 9,716.85 5,020.37	1,145.46 0.00 1,145.46 6,165.83	0.00 6,165.83



CUSIP	Security Description	Trade Date Settle Date Units	Book Value: Begin Book Value: Acq Book Value: Disp Book Value: End	Prior Accrued Inc. Received Ending Accrued Total Interest	Accr. Of Discount Amort. Of Premium Net Accret/Amort Income Earned	Unreal G/L Total Income
912828UB4	US Treasury Note 1% Due 11/30/2019	Various Various 6,475,000.00	6,379,572.05 0.00 0.00 6,382,518.53	16,187.50 0.00 21,701.93 5,514.43	2,946.48 0.00 2,946.48 8,460.91	0.00 8,460.91
912828UQ1	US Treasury Note 1.25% Due 02/29/2020	Various Various 5,925,000.00	5,872,073.12 0.00 0.00 5,873,571.52	201.26 0.00 6,440.22 6,238.96	1,498.40 0.00 1,498.40 7,737.36	0.00 7,737.36
912828VF4	US Treasury Note 1.375% Due 05/31/2020	Various Various 3,000,000.00	2,976,416.06 0.00 0.00 2,977,031.98	10,312.50 0.00 13,825.55 3,513.05	615.92 0.00 615.92 4,128.97	0.00 4,128.97
913017BU2	United Tech Corp Note 1.8% Due 06/01/2017	Various Various 3,120,000.00	3,125,694.38 0.00 0.00 3,123,775.62	14,040.00 0.00 18,720.00 4,680.00	1.75 1,920.51 (1,918.76) 2,761.24	0.00 2,761.24
931142DF7	Wal-Mart Stores Note 1.125% Due 04/11/2018	04/04/2013 04/11/2013 1,045,000.00	1,044,786.24 0.00 0.00 1,044,802.56	4,571.88 0.00 5,551.56 979.68	16.32 0.00 16.32 996.00	0.00 996.00
94974BGF1	Wells Fargo Corp Note 2.15% Due 01/30/2020	Various Various 5,160,000.00	3,649,635.76 1,501,920.00 0.00 5,151,850.05	6,776.08 (5,195.83) 18,798.17 6,826.26	301.69 7.40 294.29 7,120.55	0.00 7,120.55
			301,528,378.54	1,016,935.19	35,101.36	
			29,121,327.80	387,141.01	16,579.35	
			1,714,541.57	1,018,812.05	18,522.01	0.00
TOTAL Fixed Income		329,816,959.92	328,953,686.78	389,017.87	407,539.88	407,539.88

Cash & Equivalent

06417GNP9	Bank of Nova Scotia Yankee CD Due 03/01/2017	08/29/2016 08/30/2016 0.00	6,500,000.00 0.00 6,500,000.00 0.00	41,860.00 41,632.50 0.00 (227.50)	0.00 0.00 0.00 (227.50)	0.00 (227.50)
06538BQ63	Bank of Tokyo Mitsubishi NY Discount CP Due 03/06/2017	10/26/2016 10/27/2016 0.00	6,504,069.42 0.00 6,505,000.00 0.00	0.00 0.00 0.00 0.00	930.58 0.00 930.58 930.58	0.00 930.58
06538BU76	Bank of Tokyo Mitsubishi NY Discount CP 1.18% Due 07/07/2017	03/06/2017 03/07/2017 6,455,000.00	0.00 6,429,187.17 0.00 6,434,476.68	0.00 0.00 0.00 0.00	5,289.51 0.00 5,289.51 5,289.51	0.00 5,289.51



Income Earned

2/28/17 Thru 3/31/17

CUSIP	Security Description	Trade Date Settle Date Units	Book Value: Begin Book Value: Acq Book Value: Disp Book Value: End	Prior Accrued Inc. Received Ending Accrued Total Interest	Accr. Of Discount Amort. Of Premium Net Accret/Amort Income Earned	Unreal G/L Total Income
21687AQU0	Rabobank Nederland NV NY Discount CP Due 03/28/2017	09/27/2016 09/28/2016 0.00	6,519,519.00 0.00 6,525,000.00 0.00	0.00 0.00 0.00 0.00	5,481.00 0.00 5,481.00 5,481.00	0.00 5,481.00
21687AY31	Rabobank Nederland NV NY Discount CP 1.2% Due 11/03/2017	03/28/2017 03/30/2017 7,565,000.00	0.00 7,510,027.67 0.00 7,510,532.00	0.00 0.00 0.00 0.00	504.33 0.00 504.33 504.33	0.00 504.33
60934N104	Federated Investors Government Obligations Fund	02/18/2017 02/18/2017 5,646,910.13	2,048,273.46 46,741,767.18 43,143,130.51 5,646,910.13	0.00 453.07 0.00 453.07	0.00 0.00 0.00 453.07	0.00 453.07
94975P405	Wells Fargo Adv Govt #1751 Money Market Fund	Various Various 37,227,166.52	62,318,940.06 0.00 25,091,773.54 37,227,166.52	0.00 0.00 0.00 0.00	0.00 0.00 0.00 0.00	0.00 0.00
			83,890,801.94	41,860.00	12,205.42	
			60,680,982.02	42,085.57	0.00	
			87,764,904.05	0.00	12,205.42	0.00
TOTAL Cash & Equivalent		56,894,076.65	56,819,085.33	225.57	12,430.99	12,430.99
Local Agency Investment Fund						
90LAIF\$00	Local Agency Investment Fund State Pool	Various Various 65,000,000.00	65,000,000.00 0.00 0.00 65,000,000.00	81,202.39 0.00 126,399.62 45,197.23	0.00 0.00 0.00 45,197.23	0.00 0.00 0.00 45,197.23
			65,000,000.00	81,202.39	0.00	
			0.00	0.00	0.00	
			0.00	126,399.62	0.00	0.00
TOTAL Local Agency Investment Fund		65,000,000.00	65,000,000.00	45,197.23	45,197.23	45,197.23
			450,419,180.48	1,139,997.58	47,306.78	
			89,802,309.82	429,226.58	16,579.35	
			89,479,445.62	1,145,211.67	30,727.43	0.00
TOTAL PORTFOLIO		451,711,036.57	450,772,772.11	434,440.67	465,168.10	465,168.10



Cash Flow Report

From 03/31/2017

Payment Date	Transaction Type	CUSIP	Quantity	Security Description	Principal Amount	Income	Total Amount
04/02/2017	Interest	3137EADM8	5,350,000.00	FHLMC Note 1.25% Due 10/2/2019	0.00	33,437.50	33,437.50
04/07/2017	Interest	3135G0Q89	1,150,000.00	FNMA Note 1.375% Due 10/7/2021	0.00	7,906.25	7,906.25
04/10/2017	Interest	02665WAC5	1,950,000.00	American Honda Finance Note 2.125% Due 10/10/2018	0.00	20,718.76	20,718.76
04/11/2017	Interest	931142DF7	1,045,000.00	Wal-Mart Stores Note 1.125% Due 4/11/2018	0.00	5,878.13	5,878.13
04/15/2017	Dividend	90LAIF\$00	38,763,706.00	Local Agency Investment Fund State Pool	0.00	72,214.30	72,214.30
04/15/2017	Interest	880591EQ1	3,775,000.00	Tennessee Valley Authority Note 1.75% Due 10/15/2018	0.00	33,031.25	33,031.25
04/15/2017	Paydown	89231LAB3	2,675,000.00	Toyota Auto Receivables Owner 2016-D 1.06% Due 5/15/2019	136,839.83	2,362.92	139,202.75
04/15/2017	Paydown	89238MAB4	2,135,000.00	Toyota Auto Receivables Owner 2017-A 1.42% Due 9/16/2019	90,990.29	2,526.42	93,516.71
04/15/2017	Paydown	43814HAC2	359,450.79	Honda Auto Receivables 2014-3 A3 0.88% Due 6/15/2018	93,246.03	263.60	93,509.63
04/15/2017	Paydown	477877AD6	1,103,673.07	John Deere Owner Trust 2014-B A3 1.07% Due 11/15/2018	156,407.38	984.11	157,391.49
04/15/2017	Paydown	47787VAC5	240,671.02	John Deere Owner Trust 2014-A A3 0.92% Due 4/16/2018	240,671.02	184.51	240,855.53
04/15/2017	Paydown	47787XAB3	1,435,000.00	John Deere Owner Trust 2017-A A2 1.5% Due 10/15/2019	0.00	2,571.04	2,571.04
04/15/2017	Paydown	47788MAC4	2,450,000.00	John Deere Owner Trust 2016-A A3 1.36% Due 4/15/2020	0.00	2,776.67	2,776.67
04/15/2017	Paydown	654747AB0	1,490,000.00	Nissan Auto Receivables 2017-A A2A 1.47% Due 1/15/2020	0.00	1,825.25	1,825.25
04/15/2017	Paydown	89231TAB6	62,140.94	Toyota Auto Receivables Owner 2015-C 0.92% Due 2/15/2018	6,980.85	47.64	7,028.49
04/15/2017	Paydown	89236WAC2	1,559,814.74	Toyota Auto Receivables Owner 2015-A 1.12% Due 2/15/2019	162,776.95	1,455.83	164,232.78
04/15/2017	Paydown	161571HH0	4,140,000.00	Chase CHAIT Pool #2016-A7 1.06% Due 9/16/2019	1,418,449.55	3,657.00	1,422,106.55
04/15/2017	Paydown	43814QAC2	1,770,000.00	Honda Auto Receivables 2016-2 A3 1.39% Due 4/15/2020	46,847.73	2,050.25	48,897.98
04/15/2017	Paydown	47788NAB4	2,915,000.00	John Deere Owner Trust 2016-B A2 1.09% Due 2/15/2019	124,306.16	2,647.79	126,953.95
04/15/2017	Paydown	65478WAB1	2,040,000.00	Nissan Auto Receivables Owner 2016-C A2A 1.07% Due 5/15/2019	77,590.53	1,819.00	79,409.53



Cash Flow Report

From 03/31/2017

Payment Date	Transaction Type	CUSIP	Quantity	Security Description	Principal Amount	Income	Total Amount
04/18/2017	Paydown	43814GAC4	191,035.49	Honda Auto Receivables 2014-2 A3 0.77% Due 3/19/2018	97,712.88	122.58	97,835.46
04/18/2017	Paydown	43814RAB2	4,140,000.00	Honda Auto Receivables 2016-4 A2 1.04% Due 4/18/2019	397,464.24	3,588.00	401,052.24
04/21/2017	Paydown	43813NAC0	2,147,173.87	Honda Auto Receivables 2015-2 A3 1.04% Due 2/21/2019	119,523.08	1,860.89	121,383.97
04/21/2017	Paydown	43814TAB8	2,060,000.00	Honda Auto Receivables 2017-1 A2 1.42% Due 7/22/2019	69,819.60	1,868.88	71,688.48
04/25/2017	Interest	91159HHH6	4,025,000.00	US Bancorp Callable Note Cont 3/25/2019 2.2% Due 4/25/2019	0.00	44,275.00	44,275.00
04/25/2017	Interest	3130A4GJ5	3,335,000.00	FHLB Note 1.125% Due 4/25/2018	0.00	18,759.37	18,759.37
04/30/2017	Interest	713448CR7	2,520,000.00	PepsiCo Inc Note 1.25% Due 4/30/2018	0.00	15,750.00	15,750.00
04/30/2017	Interest	912828L99	6,400,000.00	US Treasury Note 1.375% Due 10/31/2020	0.00	44,000.00	44,000.00
04/30/2017	Interest	912828ST8	5,350,000.00	US Treasury Note 1.25% Due 4/30/2019	0.00	33,437.50	33,437.50
Apr 2017					3,239,626.12	362,020.44	3,601,646.56
05/01/2017	Interest	3137EADR7	2,200,000.00	FHLMC Note 1.375% Due 5/1/2020	0.00	15,125.00	15,125.00
05/03/2017	Interest	00440EAT4	4,045,000.00	ACE INA Holdings Inc Callable Note Cont 10/3/2020 2.3% Due 11/3/2020	0.00	46,517.50	46,517.50
05/03/2017	Interest	037833AJ9	3,000,000.00	Apple Inc Note 1% Due 5/3/2018	0.00	15,000.00	15,000.00
05/03/2017	Interest	594918BG8	1,515,000.00	Microsoft Callable Note Cont. 10/03/20 2% Due 11/3/2020	0.00	15,150.00	15,150.00
05/06/2017	Interest	3135G0K69	5,900,000.00	FNMA Note 1.25% Due 5/6/2021	0.00	36,875.00	36,875.00
05/07/2017	Interest	74005PBH6	2,990,000.00	Praxair Note 1.25% Due 11/7/2018	0.00	18,687.50	18,687.50
05/15/2017	Interest	91159HHE3	265,000.00	US Bancorp Callable Note Cont 10/15/2018 1.95% Due 11/15/2018	0.00	2,583.75	2,583.75
05/15/2017	Maturity	717081DJ9	685,000.00	Pfizer Inc. Note 1.1% Due 5/15/2017	685,000.00	3,767.50	688,767.50
05/15/2017	Paydown	89236WAC2	1,559,814.74	Toyota Auto Receivables Owner 2015-A 1.12% Due 2/15/2019	158,596.41	1,303.90	159,900.31
05/15/2017	Paydown	43814HAC2	359,450.79	Honda Auto Receivables 2014-3 A3 0.88% Due 6/15/2018	91,037.50	195.22	91,232.72



Cash Flow Report

From 03/31/2017

Payment Date	Transaction Type	CUSIP	Quantity	Security Description	Principal Amount	Income	Total Amount
05/15/2017	Paydown	477877AD6	1,103,673.07	John Deere Owner Trust 2014-B A3 1.07% Due 11/15/2018	151,153.86	844.64	151,998.50
05/15/2017	Paydown	47787XAB3	1,435,000.00	John Deere Owner Trust 2017-A A2 1.5% Due 10/15/2019	63,380.08	1,793.75	65,173.83
05/15/2017	Paydown	47788MAC4	2,450,000.00	John Deere Owner Trust 2016-A A3 1.36% Due 4/15/2020	0.00	2,776.67	2,776.67
05/15/2017	Paydown	47788NAB4	2,915,000.00	John Deere Owner Trust 2016-B A2 1.09% Due 2/15/2019	124,524.62	2,534.88	127,059.50
05/15/2017	Paydown	161571HH0	4,140,000.00	Chase CHAIT Pool #2016-A7 1.06% Due 9/16/2019	1,140,587.35	2,404.04	1,142,991.39
05/15/2017	Paydown	43814QAC2	1,770,000.00	Honda Auto Receivables 2016-2 A3 1.39% Due 4/15/2020	46,902.00	1,995.98	48,897.98
05/15/2017	Paydown	654747AB0	1,490,000.00	Nissan Auto Receivables 2017-A A2A 1.47% Due 1/15/2020	44,269.72	1,825.25	46,094.97
05/15/2017	Paydown	65478WAB1	2,040,000.00	Nissan Auto Receivables Owner 2016-C A2A 1.07% Due 5/15/2019	77,659.71	1,749.82	79,409.53
05/15/2017	Paydown	89231LAB3	2,675,000.00	Toyota Auto Receivables Owner 2016-D 1.06% Due 5/15/2019	134,152.42	2,242.04	136,394.46
05/15/2017	Paydown	89231TAB6	62,140.94	Toyota Auto Receivables Owner 2015-C 0.92% Due 2/15/2018	6,715.21	42.29	6,757.50
05/15/2017	Paydown	89238MAB4	2,135,000.00	Toyota Auto Receivables Owner 2017-A 1.42% Due 9/16/2019	89,542.28	2,418.74	91,961.02
05/18/2017	Paydown	43814GAC4	191,035.49	Honda Auto Receivables 2014-2 A3 0.77% Due 3/19/2018	93,322.62	59.88	93,382.50
05/18/2017	Paydown	43814RAB2	4,140,000.00	Honda Auto Receivables 2016-4 A2 1.04% Due 4/18/2019	378,371.51	3,243.53	381,615.04
05/19/2017	Interest	857477AV5	2,380,000.00	State Street Bank Note 1.95% Due 5/19/2021	0.00	23,205.00	23,205.00
05/20/2017	Interest	747525AD5	4,675,000.00	Qualcomm Inc Note 2.25% Due 5/20/2020	0.00	52,593.75	52,593.75
05/21/2017	Paydown	43813NAC0	2,147,173.87	Honda Auto Receivables 2015-2 A3 1.04% Due 2/21/2019	117,166.23	1,757.30	118,923.53
05/21/2017	Paydown	43814TAB8	2,060,000.00	Honda Auto Receivables 2017-1 A2 1.42% Due 7/22/2019	69,905.42	2,355.05	72,260.47
05/30/2017	Interest	3137EADG1	5,275,000.00	FHLMC Note 1.75% Due 5/30/2019	0.00	46,156.25	46,156.25
05/30/2017	Interest	3135G0F73	6,400,000.00	FNMA Note 1.5% Due 11/30/2020	0.00	48,000.00	48,000.00
05/31/2017	Interest	912828VF4	3,000,000.00	US Treasury Note 1.375% Due 5/31/2020	0.00	20,625.00	20,625.00



Cash Flow Report

From 03/31/2017

Payment Date	Transaction Type	CUSIP	Quantity	Security Description	Principal Amount	Income	Total Amount
05/31/2017	Interest	912828UB4	6,475,000.00	US Treasury Note 1% Due 11/30/2019	0.00	32,375.00	32,375.00
May 2017					3,472,286.94	406,204.23	3,878,491.17
06/01/2017	Maturity	913017BU2	3,120,000.00	United Tech Corp Note 1.8% Due 6/1/2017	3,120,000.00	28,080.00	3,148,080.00
06/05/2017	Interest	166764AA8	1,550,000.00	Chevron Corp Callable Note Cont 11/5/17 1.104% Due 12/5/2017	0.00	8,556.00	8,556.00
06/11/2017	Interest	02665WAQ4	1,665,000.00	American Honda Finance Note 1.55% Due 12/11/2017	0.00	12,903.75	12,903.75
06/13/2017	Interest	24422ESF7	565,000.00	John Deere Capital Corp Note 1.95% Due 12/13/2018	0.00	5,508.75	5,508.75
06/14/2017	Interest	313376BR5	2,500,000.00	FHLB Note 1.75% Due 12/14/2018	0.00	21,875.00	21,875.00
06/15/2017	Interest	458140AL4	2,500,000.00	Intel Corp Note 1.35% Due 12/15/2017	0.00	16,875.00	16,875.00
06/15/2017	Interest	912828R85	6,500,000.00	US Treasury Note 0.875% Due 6/15/2019	0.00	28,437.50	28,437.50
06/15/2017	Paydown	161571HH0	4,140,000.00	Chase CHAIT Pool #2016-A7 1.06% Due 9/16/2019	852,822.80	1,396.52	854,219.32
06/15/2017	Paydown	43814QAC2	1,770,000.00	Honda Auto Receivables 2016-2 A3 1.39% Due 4/15/2020	46,956.32	1,941.66	48,897.98
06/15/2017	Paydown	47788NAB4	2,915,000.00	John Deere Owner Trust 2016-B A2 1.09% Due 2/15/2019	124,743.48	2,421.77	127,165.25
06/15/2017	Paydown	65478WAB1	2,040,000.00	Nissan Auto Receivables Owner 2016-C A2A 1.07% Due 5/15/2019	77,728.96	1,680.57	79,409.53
06/15/2017	Paydown	89231LAB3	2,675,000.00	Toyota Auto Receivables Owner 2016-D 1.06% Due 5/15/2019	131,461.40	2,123.54	133,584.94
06/15/2017	Paydown	89238MAB4	2,135,000.00	Toyota Auto Receivables Owner 2017-A 1.42% Due 9/16/2019	88,091.54	2,312.79	90,404.33
06/15/2017	Paydown	43814HAC2	359,450.79	Honda Auto Receivables 2014-3 A3 0.88% Due 6/15/2018	88,758.87	128.46	88,887.33
06/15/2017	Paydown	47787AD6	1,103,673.07	John Deere Owner Trust 2014-B A3 1.07% Due 11/15/2018	145,891.65	709.86	146,601.51
06/15/2017	Paydown	47787XAB3	1,435,000.00	John Deere Owner Trust 2017-A A2 1.5% Due 10/15/2019	62,326.56	1,714.52	64,041.08
06/15/2017	Paydown	47788MAC4	2,450,000.00	John Deere Owner Trust 2016-A A3 1.36% Due 4/15/2020	0.00	2,776.67	2,776.67
06/15/2017	Paydown	654747AB0	1,490,000.00	Nissan Auto Receivables 2017-A A2A 1.47% Due 1/15/2020	44,324.13	1,771.02	46,095.15
06/15/2017	Paydown	89231TAB6	62,140.94	Toyota Auto Receivables Owner 2015-C 0.92% Due 2/15/2018	6,449.33	37.14	6,486.47



Cash Flow Report

From 03/31/2017

Payment Date	Transaction Type	CUSIP	Quantity	Security Description	Principal Amount	Income	Total Amount
06/15/2017	Paydown	89236WAC2	1,559,814.74	Toyota Auto Receivables Owner 2015-A 1.12% Due 2/15/2019	154,411.02	1,155.88	155,566.90
06/18/2017	Paydown	43814RAB2	4,140,000.00	Honda Auto Receivables 2016-4 A2 1.04% Due 4/18/2019	359,249.10	2,915.61	362,164.71
06/20/2017	Interest	3135G0ZE6	5,300,000.00	FNMA Note 1.75% Due 6/20/2019	0.00	46,375.00	46,375.00
06/21/2017	Paydown	43813NAC0	2,147,173.87	Honda Auto Receivables 2015-2 A3 1.04% Due 2/21/2019	114,806.25	1,655.75	116,462.00
06/21/2017	Paydown	43814TAB8	2,060,000.00	Honda Auto Receivables 2017-1 A2 1.42% Due 7/22/2019	69,991.35	2,272.33	72,263.68
06/22/2017	Interest	3135G0D75	6,400,000.00	FNMA Note 1.5% Due 6/22/2020	0.00	48,000.00	48,000.00
Jun 2017					5,488,012.76	243,625.09	5,731,637.85
07/05/2017	Interest	3135G0S38	6,400,000.00	FNMA Note 2% Due 1/5/2022	0.00	62,577.78	62,577.78
07/06/2017	Interest	24422ETL3	4,875,000.00	John Deere Capital Corp Note 2.65% Due 1/6/2022	0.00	64,593.75	64,593.75
07/07/2017	Maturity	06538BU76	6,455,000.00	Bank of Tokyo Mitsubishi NY Discount CP 1.18% Due 7/7/2017	6,455,000.00	0.00	6,455,000.00
07/12/2017	Interest	89236TCA1	2,955,000.00	Toyota Motor Credit Corp Note 1.45% Due 1/12/2018	0.00	21,423.75	21,423.75
07/12/2017	Interest	3137EADN6	900,000.00	FHLMC Note 0.75% Due 1/12/2018	0.00	3,375.00	3,375.00
07/13/2017	Interest	3137EADB2	6,400,000.00	FHLMC Note 2.375% Due 1/13/2022	0.00	76,000.00	76,000.00
07/14/2017	Interest	3130A8QS5	2,800,000.00	FHLB Note 1.125% Due 7/14/2021	0.00	15,750.00	15,750.00
07/14/2017	Interest	36962G7G3	3,510,000.00	General Electric Capital Corp Note 2.3% Due 1/14/2019	0.00	40,365.00	40,365.00
07/15/2017	Paydown	161571HH0	4,140,000.00	Chase CHAIT Pool #2016-A7 1.06% Due 9/16/2019	554,845.09	643.19	555,488.28
07/15/2017	Paydown	43814QAC2	1,770,000.00	Honda Auto Receivables 2016-2 A3 1.39% Due 4/15/2020	47,010.71	1,887.27	48,897.98
07/15/2017	Paydown	654747AB0	1,490,000.00	Nissan Auto Receivables 2017-A A2A 1.47% Due 1/15/2020	44,378.62	1,716.72	46,095.34
07/15/2017	Paydown	65478WAB1	2,040,000.00	Nissan Auto Receivables Owner 2016-C A2A 1.07% Due 5/15/2019	77,798.27	1,611.26	79,409.53
07/15/2017	Paydown	89231LAB3	2,675,000.00	Toyota Auto Receivables Owner 2016-D 1.06% Due 5/15/2019	128,766.77	2,007.42	130,774.19
07/15/2017	Paydown	89231TAB6	62,140.94	Toyota Auto Receivables Owner 2015-C 0.92% Due 2/15/2018	6,183.23	32.20	6,215.43



Cash Flow Report

From 03/31/2017

Payment Date	Transaction Type	CUSIP	Quantity	Security Description	Principal Amount	Income	Total Amount
07/15/2017	Paydown	89238MAB4	2,135,000.00	Toyota Auto Receivables Owner 2017-A 1.42% Due 9/16/2019	86,638.09	2,208.54	88,846.63
07/15/2017	Paydown	43814HAC2	359,450.79	Honda Auto Receivables 2014-3 A3 0.88% Due 6/15/2018	86,408.38	63.37	86,471.75
07/15/2017	Paydown	477877AD6	1,103,673.07	John Deere Owner Trust 2014-B A3 1.07% Due 11/15/2018	140,620.74	579.77	141,200.51
07/15/2017	Paydown	47787XAB3	1,435,000.00	John Deere Owner Trust 2017-A A2 1.5% Due 10/15/2019	61,271.06	1,636.62	62,907.68
07/15/2017	Paydown	47788MAC4	2,450,000.00	John Deere Owner Trust 2016-A A3 1.36% Due 4/15/2020	0.00	2,776.67	2,776.67
07/15/2017	Paydown	47788NAB4	2,915,000.00	John Deere Owner Trust 2016-B A2 1.09% Due 2/15/2019	124,962.71	2,308.46	127,271.17
07/15/2017	Paydown	89236WAC2	1,559,814.74	Toyota Auto Receivables Owner 2015-A 1.12% Due 2/15/2019	150,220.76	1,011.76	151,232.52
07/16/2017	Interest	40428HPH9	3,600,000.00	HSBC USA Inc Note 1.625% Due 1/16/2018	0.00	29,250.00	29,250.00
07/17/2017	Interest	3137EAAE5	7,500,000.00	FHLMC Note 1.5% Due 1/17/2020	0.00	56,250.00	56,250.00
07/18/2017	Paydown	43814RAB2	4,140,000.00	Honda Auto Receivables 2016-4 A2 1.04% Due 4/18/2019	340,096.97	2,604.26	342,701.23
07/21/2017	Paydown	43813NAC0	2,147,173.87	Honda Auto Receivables 2015-2 A3 1.04% Due 2/21/2019	112,443.14	1,556.25	113,999.39
07/21/2017	Paydown	43814TAB8	2,060,000.00	Honda Auto Receivables 2017-1 A2 1.42% Due 7/22/2019	70,077.38	2,189.50	72,266.88
07/24/2017	Interest	91159HHP8	2,000,000.00	US Bancorp Note 2.625% Due 1/24/2022	0.00	26,250.00	26,250.00
07/30/2017	Interest	94974BGF1	5,160,000.00	Wells Fargo Corp Note 2.15% Due 1/30/2020	0.00	55,470.00	55,470.00
07/31/2017	Interest	912828N89	5,100,000.00	US Treasury Note 1.375% Due 1/31/2021	0.00	35,062.50	35,062.50
07/31/2017	Interest	912828TH3	6,700,000.00	US Treasury Note 0.875% Due 7/31/2019	0.00	29,312.50	29,312.50
Jul 2017					8,486,721.92	540,513.54	9,027,235.46
08/01/2017	Interest	3137EADK2	5,400,000.00	FHLMC Note 1.25% Due 8/1/2019	0.00	33,750.00	33,750.00
08/06/2017	Interest	459200HZ7	3,440,000.00	IBM Corp Note 1.125% Due 2/6/2018	0.00	19,350.00	19,350.00
08/08/2017	Interest	594918BP8	2,980,000.00	Microsoft Callable Note Cont 7/8/21 1.55% Due 8/8/2021	0.00	23,095.00	23,095.00
08/11/2017	Interest	69371RN44	1,730,000.00	Paccar Financial Corp Note 1.65% Due 8/11/2021	0.00	14,272.50	14,272.50



Cash Flow Report

From 03/31/2017

Payment Date	Transaction Type	CUSIP	Quantity	Security Description	Principal Amount	Income	Total Amount
08/12/2017	Interest	3137EAEC9	6,555,000.00	FHLMC Note 1.125% Due 8/12/2021	0.00	36,871.88	36,871.88
08/15/2017	Interest	084664CK5	1,905,000.00	Berkshire Hathaway Note 1.3% Due 8/15/2019	0.00	12,382.50	12,382.50
08/15/2017	Interest	22160KAG0	1,565,000.00	Costco Wholesale Corp Note 1.75% Due 2/15/2020	0.00	13,693.75	13,693.75
08/15/2017	Paydown	43814QAC2	1,770,000.00	Honda Auto Receivables 2016-2 A3 1.39% Due 4/15/2020	47,065.17	1,832.81	48,897.98
08/15/2017	Paydown	47788NAB4	2,915,000.00	John Deere Owner Trust 2016-B A2 1.09% Due 2/15/2019	125,182.34	2,194.95	127,377.29
08/15/2017	Paydown	65478WAB1	2,040,000.00	Nissan Auto Receivables Owner 2016-C A2A 1.07% Due 5/15/2019	77,867.64	1,541.89	79,409.53
08/15/2017	Paydown	89231LAB3	2,675,000.00	Toyota Auto Receivables Owner 2016-D 1.06% Due 5/15/2019	126,068.55	1,893.67	127,962.22
08/15/2017	Paydown	89238MAB4	2,135,000.00	Toyota Auto Receivables Owner 2017-A 1.42% Due 9/16/2019	85,181.90	2,106.02	87,287.92
08/15/2017	Paydown	161571HH0	4,140,000.00	Chase CHAIT Pool #2016-A7 1.06% Due 9/16/2019	173,295.21	153.08	173,448.29
08/15/2017	Paydown	477877AD6	1,103,673.07	John Deere Owner Trust 2014-B A3 1.07% Due 11/15/2018	135,341.11	454.40	135,795.51
08/15/2017	Paydown	47787XAB3	1,435,000.00	John Deere Owner Trust 2017-A A2 1.5% Due 10/15/2019	60,213.58	1,560.03	61,773.61
08/15/2017	Paydown	47788MAC4	2,450,000.00	John Deere Owner Trust 2016-A A3 1.36% Due 4/15/2020	0.00	2,776.67	2,776.67
08/15/2017	Paydown	654747AB0	1,490,000.00	Nissan Auto Receivables 2017-A A2A 1.47% Due 1/15/2020	44,433.16	1,662.36	46,095.52
08/15/2017	Paydown	89231TAB6	62,140.94	Toyota Auto Receivables Owner 2015-C 0.92% Due 2/15/2018	5,916.89	27.46	5,944.35
08/15/2017	Paydown	89236WAC2	1,559,814.74	Toyota Auto Receivables Owner 2015-A 1.12% Due 2/15/2019	146,025.65	871.56	146,897.21
08/17/2017	Interest	3135G0N82	6,500,000.00	FNMA Note 1.25% Due 8/17/2021	0.00	40,625.00	40,625.00
08/18/2017	Interest	3130A7CV5	6,450,000.00	FHLB Note 1.375% Due 2/18/2021	0.00	44,343.75	44,343.75
08/18/2017	Paydown	43814RAB2	4,140,000.00	Honda Auto Receivables 2016-4 A2 1.04% Due 4/18/2019	320,915.07	2,309.51	323,224.58
08/19/2017	Interest	3135G0ZA4	3,700,000.00	FNMA Note 1.875% Due 2/19/2019	0.00	34,687.50	34,687.50
08/21/2017	Paydown	43813NAC0	2,147,173.87	Honda Auto Receivables 2015-2 A3 1.04% Due 2/21/2019	110,076.89	1,458.80	111,535.69



Cash Flow Report

From 03/31/2017

Payment Date	Transaction Type	CUSIP	Quantity	Security Description	Principal Amount	Income	Total Amount
08/21/2017	Paydown	43814TAB8	2,060,000.00	Honda Auto Receivables 2017-1 A2 1.42% Due 7/22/2019	70,163.52	2,106.58	72,270.10
08/26/2017	Interest	3135G0J20	6,400,000.00	FNMA Note 1.375% Due 2/26/2021	0.00	44,000.00	44,000.00
08/31/2017	Interest	912828J43	6,900,000.00	US Treasury Note 1.75% Due 2/28/2022	0.00	60,375.00	60,375.00
08/31/2017	Interest	912828UQ1	5,925,000.00	US Treasury Note 1.25% Due 2/29/2020	0.00	37,031.25	37,031.25
08/31/2017	Interest	912828B90	6,000,000.00	US Treasury Note 2% Due 2/28/2021	0.00	60,000.00	60,000.00
08/31/2017	Interest	912828L32	6,700,000.00	US Treasury Note 1.375% Due 8/31/2020	0.00	46,062.50	46,062.50
Aug 2017					1,527,746.68	543,490.42	2,071,237.10
09/01/2017	Interest	30231GAV4	4,493,000.00	Exxon Mobil Corp Callable Note Cont 2/1/2021 2.222% Due 3/1/2021	0.00	49,917.23	49,917.23
09/01/2017	Interest	17275RAR3	2,395,000.00	Cisco Systems Note 2.125% Due 3/1/2019	0.00	25,446.89	25,446.89
09/02/2017	Interest	166764AV2	1,350,000.00	Chevron Corp Note 1.365% Due 3/2/2018	0.00	9,213.75	9,213.75
09/09/2017	Interest	313378A43	5,285,000.00	FHLB Note 1.375% Due 3/9/2018	0.00	36,334.38	36,334.38
09/10/2017	Interest	808513AK1	3,635,000.00	Charles Schwab Corp Callable Note Cont 2/10/2018 1.5% Due 3/10/2018	0.00	27,262.50	27,262.50
09/11/2017	Interest	06406HCW7	3,975,000.00	Bank of New York Callable Note Cont 8/11/2019 2.3% Due 9/11/2019	0.00	45,712.50	45,712.50
09/12/2017	Interest	3135G0ZG1	5,300,000.00	FNMA Note 1.75% Due 9/12/2019	0.00	46,375.00	46,375.00
09/15/2017	Interest	68389XBK0	4,100,000.00	Oracle Corp Callable Note Cont 8/01/21 1.9% Due 9/15/2021	0.00	38,950.00	38,950.00
09/15/2017	Paydown	89236WAC2	1,559,814.74	Toyota Auto Receivables Owner 2015-A 1.12% Due 2/15/2019	141,825.68	735.27	142,560.95
09/15/2017	Paydown	477877AD6	1,103,673.07	John Deere Owner Trust 2014-B A3 1.07% Due 11/15/2018	130,052.77	333.72	130,386.49
09/15/2017	Paydown	47787XAB3	1,435,000.00	John Deere Owner Trust 2017-A A2 1.5% Due 10/15/2019	59,154.11	1,484.76	60,638.87
09/15/2017	Paydown	47788MAC4	2,450,000.00	John Deere Owner Trust 2016-A A3 1.36% Due 4/15/2020	144,277.44	2,776.67	147,054.11
09/15/2017	Paydown	47788NAB4	2,915,000.00	John Deere Owner Trust 2016-B A2 1.09% Due 2/15/2019	125,402.34	2,081.25	127,483.59



Cash Flow Report

From 03/31/2017

Payment Date	Transaction Type	CUSIP	Quantity	Security Description	Principal Amount	Income	Total Amount
09/15/2017	Paydown	43814QAC2	1,770,000.00	Honda Auto Receivables 2016-2 A3 1.39% Due 4/15/2020	47,119.69	1,778.29	48,897.98
09/15/2017	Paydown	654747AB0	1,490,000.00	Nissan Auto Receivables 2017-A A2A 1.47% Due 1/15/2020	44,487.78	1,607.93	46,095.71
09/15/2017	Paydown	65478WAB1	2,040,000.00	Nissan Auto Receivables Owner 2016-C A2A 1.07% Due 5/15/2019	77,937.07	1,472.46	79,409.53
09/15/2017	Paydown	89231LAB3	2,675,000.00	Toyota Auto Receivables Owner 2016-D 1.06% Due 5/15/2019	123,366.71	1,782.31	125,149.02
09/15/2017	Paydown	89231TAB6	62,140.94	Toyota Auto Receivables Owner 2015-C 0.92% Due 2/15/2018	5,650.33	22.92	5,673.25
09/15/2017	Paydown	89238MAB4	2,135,000.00	Toyota Auto Receivables Owner 2017-A 1.42% Due 9/16/2019	83,722.98	2,005.22	85,728.20
09/18/2017	Paydown	43814RAB2	4,140,000.00	Honda Auto Receivables 2016-4 A2 1.04% Due 4/18/2019	301,703.37	2,031.38	303,734.75
09/21/2017	Maturity	3133EAY28	3,115,000.00	FFCB Note 0.83% Due 9/21/2017	3,115,000.00	12,927.25	3,127,927.25
09/21/2017	Paydown	43813NAC0	2,147,173.87	Honda Auto Receivables 2015-2 A3 1.04% Due 2/21/2019	107,707.50	1,363.41	109,070.91
09/21/2017	Paydown	43814TAB8	2,060,000.00	Honda Auto Receivables 2017-1 A2 1.42% Due 7/22/2019	70,249.76	2,023.55	72,273.31
09/30/2017	Interest	912828J84	6,350,000.00	US Treasury Note 1.375% Due 3/31/2020	0.00	43,656.25	43,656.25
09/30/2017	Interest	912828Q37	6,500,000.00	US Treasury Note 1.25% Due 3/31/2021	0.00	40,625.00	40,625.00
09/30/2017	Interest	912828T34	6,550,000.00	US Treasury Note 1.125% Due 9/30/2021	0.00	36,843.75	36,843.75
Sep 2017					4,577,657.53	434,763.64	5,012,421.17
10/02/2017	Interest	3137EADM8	5,350,000.00	FHLMC Note 1.25% Due 10/2/2019	0.00	33,437.50	33,437.50
10/07/2017	Interest	3135G0Q89	1,150,000.00	FNMA Note 1.375% Due 10/7/2021	0.00	7,906.25	7,906.25
10/10/2017	Interest	02665WAC5	1,950,000.00	American Honda Finance Note 2.125% Due 10/10/2018	0.00	20,718.76	20,718.76
10/11/2017	Interest	931142DF7	1,045,000.00	Wal-Mart Stores Note 1.125% Due 4/11/2018	0.00	5,878.13	5,878.13
10/15/2017	Interest	880591EQ1	3,775,000.00	Tennessee Valley Authority Note 1.75% Due 10/15/2018	0.00	33,031.25	33,031.25
10/15/2017	Paydown	89231LAB3	2,675,000.00	Toyota Auto Receivables Owner 2016-D 1.06% Due 5/15/2019	120,661.24	1,673.34	122,334.58
10/15/2017	Paydown	89238MAB4	2,135,000.00	Toyota Auto Receivables Owner 2017-A 1.42% Due 9/16/2019	82,261.31	1,906.15	84,167.46



Cash Flow Report

From 03/31/2017

Payment Date	Transaction Type	CUSIP	Quantity	Security Description	Principal Amount	Income	Total Amount
10/15/2017	Paydown	43814QAC2	1,770,000.00	Honda Auto Receivables 2016-2 A3 1.39% Due 4/15/2020	47,174.27	1,723.71	48,897.98
10/15/2017	Paydown	65478WAB1	2,040,000.00	Nissan Auto Receivables Owner 2016-C A2A 1.07% Due 5/15/2019	78,006.57	1,402.96	79,409.53
10/15/2017	Paydown	477877AD6	1,103,673.07	John Deere Owner Trust 2014-B A3 1.07% Due 11/15/2018	124,755.70	217.75	124,973.45
10/15/2017	Paydown	47787XAB3	1,435,000.00	John Deere Owner Trust 2017-A A2 1.5% Due 10/15/2019	58,092.66	1,410.82	59,503.48
10/15/2017	Paydown	47788MAC4	2,450,000.00	John Deere Owner Trust 2016-A A3 1.36% Due 4/15/2020	140,086.34	2,613.15	142,699.49
10/15/2017	Paydown	47788NAB4	2,915,000.00	John Deere Owner Trust 2016-B A2 1.09% Due 2/15/2019	125,622.74	1,967.34	127,590.08
10/15/2017	Paydown	654747AB0	1,490,000.00	Nissan Auto Receivables 2017-A A2A 1.47% Due 1/15/2020	44,542.46	1,553.43	46,095.89
10/15/2017	Paydown	89231TAB6	62,140.94	Toyota Auto Receivables Owner 2015-C 0.92% Due 2/15/2018	5,383.53	18.59	5,402.12
10/15/2017	Paydown	89236WAC2	1,559,814.74	Toyota Auto Receivables Owner 2015-A 1.12% Due 2/15/2019	137,620.85	602.89	138,223.74
10/18/2017	Paydown	43814RAB2	4,140,000.00	Honda Auto Receivables 2016-4 A2 1.04% Due 4/18/2019	282,461.82	1,769.91	284,231.73
10/21/2017	Paydown	43813NAC0	2,147,173.87	Honda Auto Receivables 2015-2 A3 1.04% Due 2/21/2019	105,334.97	1,270.06	106,605.03
10/21/2017	Paydown	43814TAB8	2,060,000.00	Honda Auto Receivables 2017-1 A2 1.42% Due 7/22/2019	70,336.11	1,940.42	72,276.53
10/25/2017	Interest	91159HHH6	4,025,000.00	US Bancorp Callable Note Cont 3/25/2019 2.2% Due 4/25/2019	0.00	44,275.00	44,275.00
10/25/2017	Interest	3130A4GJ5	3,335,000.00	FHLB Note 1.125% Due 4/25/2018	0.00	18,759.37	18,759.37
10/30/2017	Interest	713448CR7	2,520,000.00	PepsiCo Inc Note 1.25% Due 4/30/2018	0.00	15,750.00	15,750.00
10/31/2017	Interest	912828L99	6,400,000.00	US Treasury Note 1.375% Due 10/31/2020	0.00	44,000.00	44,000.00
10/31/2017	Interest	912828ST8	5,350,000.00	US Treasury Note 1.25% Due 4/30/2019	0.00	33,437.50	33,437.50
Oct 2017					1,422,340.57	277,264.28	1,699,604.85
11/01/2017	Interest	3137EADR7	2,200,000.00	FHLMC Note 1.375% Due 5/1/2020	0.00	15,125.00	15,125.00
11/03/2017	Interest	00440EAT4	4,045,000.00	ACE INA Holdings Inc Callable Note Cont 10/3/2020 2.3% Due 11/3/2020	0.00	46,517.50	46,517.50



Cash Flow Report

From 03/31/2017

Payment Date	Transaction Type	CUSIP	Quantity	Security Description	Principal Amount	Income	Total Amount
11/03/2017	Interest	037833AJ9	3,000,000.00	Apple Inc Note 1% Due 5/3/2018	0.00	15,000.00	15,000.00
11/03/2017	Interest	594918BG8	1,515,000.00	Microsoft Callable Note Cont. 10/03/20 2% Due 11/3/2020	0.00	15,150.00	15,150.00
11/03/2017	Maturity	21687AY31	7,565,000.00	Rabobank Nederland NV NY Discount CP 1.2% Due 11/3/2017	7,565,000.00	0.00	7,565,000.00
11/06/2017	Interest	3135G0K69	5,900,000.00	FNMA Note 1.25% Due 5/6/2021	0.00	36,875.00	36,875.00
11/07/2017	Interest	74005PBH6	2,990,000.00	Praxair Note 1.25% Due 11/7/2018	0.00	18,687.50	18,687.50
11/15/2017	Interest	91159HHE3	265,000.00	US Bancorp Callable Note Cont 10/15/2018 1.95% Due 11/15/2018	0.00	2,583.75	2,583.75
11/15/2017	Paydown	43814QAC2	1,770,000.00	Honda Auto Receivables 2016-2 A3 1.39% Due 4/15/2020	47,228.91	1,669.07	48,897.98
11/15/2017	Paydown	654747AB0	1,490,000.00	Nissan Auto Receivables 2017-A A2A 1.47% Due 1/15/2020	44,597.21	1,498.87	46,096.08
11/15/2017	Paydown	65478WAB1	2,040,000.00	Nissan Auto Receivables Owner 2016-C A2A 1.07% Due 5/15/2019	78,076.12	1,333.41	79,409.53
11/15/2017	Paydown	89231LAB3	2,675,000.00	Toyota Auto Receivables Owner 2016-D 1.06% Due 5/15/2019	117,952.16	1,566.75	119,518.91
11/15/2017	Paydown	89231TAB6	62,140.94	Toyota Auto Receivables Owner 2015-C 0.92% Due 2/15/2018	5,116.51	14.46	5,130.97
11/15/2017	Paydown	89238MAB4	2,135,000.00	Toyota Auto Receivables Owner 2017-A 1.42% Due 9/16/2019	80,796.90	1,808.81	82,605.71
11/15/2017	Paydown	477877AD6	1,103,673.07	John Deere Owner Trust 2014-B A3 1.07% Due 11/15/2018	119,449.88	106.50	119,556.38
11/15/2017	Paydown	47787XAB3	1,435,000.00	John Deere Owner Trust 2017-A A2 1.5% Due 10/15/2019	57,029.22	1,338.20	58,367.42
11/15/2017	Paydown	47788MAC4	2,450,000.00	John Deere Owner Trust 2016-A A3 1.36% Due 4/15/2020	135,877.94	2,454.39	138,332.33
11/15/2017	Paydown	47788NAB4	2,915,000.00	John Deere Owner Trust 2016-B A2 1.09% Due 2/15/2019	125,843.52	1,853.23	127,696.75
11/15/2017	Paydown	89236WAC2	1,559,814.74	Toyota Auto Receivables Owner 2015-A 1.12% Due 2/15/2019	133,411.12	474.45	133,885.57
11/18/2017	Paydown	43814RAB2	4,140,000.00	Honda Auto Receivables 2016-4 A2 1.04% Due 4/18/2019	263,190.39	1,525.11	264,715.50
11/19/2017	Interest	857477AV5	2,380,000.00	State Street Bank Note 1.95% Due 5/19/2021	0.00	23,205.00	23,205.00
11/20/2017	Interest	747525AD5	4,675,000.00	Qualcomm Inc Note 2.25% Due 5/20/2020	0.00	52,593.75	52,593.75



Cash Flow Report

From 03/31/2017

Payment Date	Transaction Type	CUSIP	Quantity	Security Description	Principal Amount	Income	Total Amount
11/21/2017	Paydown	43813NAC0	2,147,173.87	Honda Auto Receivables 2015-2 A3 1.04% Due 2/21/2019	102,959.30	1,178.77	104,138.07
11/21/2017	Paydown	43814TAB8	2,060,000.00	Honda Auto Receivables 2017-1 A2 1.42% Due 7/22/2019	70,422.57	1,857.19	72,279.76
11/30/2017	Interest	3135G0F73	6,400,000.00	FNMA Note 1.5% Due 11/30/2020	0.00	48,000.00	48,000.00
11/30/2017	Interest	91282UB4	6,475,000.00	US Treasury Note 1% Due 11/30/2019	0.00	32,375.00	32,375.00
11/30/2017	Interest	91282VF4	3,000,000.00	US Treasury Note 1.375% Due 5/31/2020	0.00	20,625.00	20,625.00
11/30/2017	Interest	3137EADG1	5,275,000.00	FHLMC Note 1.75% Due 5/30/2019	0.00	46,156.25	46,156.25
Nov 2017					8,946,951.75	391,572.96	9,338,524.71
12/05/2017	Maturity	166764AA8	1,550,000.00	Chevron Corp Callable Note Cont 11/5/17 1.104% Due 12/5/2017	1,550,000.00	8,556.00	1,558,556.00
12/11/2017	Maturity	02665WAQ4	1,665,000.00	American Honda Finance Note 1.55% Due 12/11/2017	1,665,000.00	12,903.75	1,677,903.75
12/13/2017	Interest	24422ESF7	565,000.00	John Deere Capital Corp Note 1.95% Due 12/13/2018	0.00	5,508.75	5,508.75
12/14/2017	Interest	313376BR5	2,500,000.00	FHLB Note 1.75% Due 12/14/2018	0.00	21,875.00	21,875.00
12/15/2017	Interest	912828R85	6,500,000.00	US Treasury Note 0.875% Due 6/15/2019	0.00	28,437.50	28,437.50
12/15/2017	Maturity	458140AL4	2,500,000.00	Intel Corp Note 1.35% Due 12/15/2017	2,500,000.00	16,875.00	2,516,875.00
12/15/2017	Paydown	65478WAB1	2,040,000.00	Nissan Auto Receivables Owner 2016-C A2A 1.07% Due 5/15/2019	78,145.74	1,263.79	79,409.53
12/15/2017	Paydown	43814QAC2	1,770,000.00	Honda Auto Receivables 2016-2 A3 1.39% Due 4/15/2020	47,283.62	1,614.36	48,897.98
12/15/2017	Paydown	47787XAB3	1,435,000.00	John Deere Owner Trust 2017-A A2 1.5% Due 10/15/2019	55,963.78	1,266.92	57,230.70
12/15/2017	Paydown	47788MAC4	2,450,000.00	John Deere Owner Trust 2016-A A3 1.36% Due 4/15/2020	131,652.19	2,300.39	133,952.58
12/15/2017	Paydown	47788NAB4	2,915,000.00	John Deere Owner Trust 2016-B A2 1.09% Due 2/15/2019	126,064.69	1,738.92	127,803.61
12/15/2017	Paydown	654747AB0	1,490,000.00	Nissan Auto Receivables 2017-A A2A 1.47% Due 1/15/2020	44,652.03	1,444.23	46,096.26
12/15/2017	Paydown	89231LAB3	2,675,000.00	Toyota Auto Receivables Owner 2016-D 1.06% Due 5/15/2019	115,239.45	1,462.56	116,702.01
12/15/2017	Paydown	89231TAB6	62,140.94	Toyota Auto Receivables Owner 2015-C 0.92% Due 2/15/2018	4,849.25	10.54	4,859.79



Cash Flow Report

From 03/31/2017

Payment Date	Transaction Type	CUSIP	Quantity	Security Description	Principal Amount	Income	Total Amount
12/15/2017	Paydown	89236WAC2	1,559,814.74	Toyota Auto Receivables Owner 2015-A 1.12% Due 2/15/2019	129,196.53	349.94	129,546.47
12/15/2017	Paydown	89238MAB4	2,135,000.00	Toyota Auto Receivables Owner 2017-A 1.42% Due 9/16/2019	79,329.75	1,713.20	81,042.95
12/18/2017	Paydown	43814RAB2	4,140,000.00	Honda Auto Receivables 2016-4 A2 1.04% Due 4/18/2019	243,889.04	1,297.01	245,186.05
12/20/2017	Interest	3135G0ZE6	5,300,000.00	FNMA Note 1.75% Due 6/20/2019	0.00	46,375.00	46,375.00
12/21/2017	Paydown	43813NAC0	2,147,173.87	Honda Auto Receivables 2015-2 A3 1.04% Due 2/21/2019	100,580.47	1,089.53	101,670.00
12/21/2017	Paydown	43814TAB8	2,060,000.00	Honda Auto Receivables 2017-1 A2 1.42% Due 7/22/2019	70,509.12	1,773.86	72,282.98
12/22/2017	Interest	3135G0D75	6,400,000.00	FNMA Note 1.5% Due 6/22/2020	0.00	48,000.00	48,000.00
Dec 2017					6,942,355.66	205,856.25	7,148,211.91
01/05/2018	Interest	3135G0S38	6,400,000.00	FNMA Note 2% Due 1/5/2022	0.00	64,000.00	64,000.00
01/06/2018	Interest	24422ETL3	4,875,000.00	John Deere Capital Corp Note 2.65% Due 1/6/2022	0.00	64,593.75	64,593.75
01/12/2018	Maturity	3137EADN6	900,000.00	FHLMC Note 0.75% Due 1/12/2018	900,000.00	3,375.00	903,375.00
01/12/2018	Maturity	89236TCA1	2,955,000.00	Toyota Motor Credit Corp Note 1.45% Due 1/12/2018	2,955,000.00	21,423.75	2,976,423.75
01/13/2018	Interest	3137EADB2	6,400,000.00	FHLMC Note 2.375% Due 1/13/2022	0.00	76,000.00	76,000.00
01/14/2018	Interest	3130A8QS5	2,800,000.00	FHLB Note 1.125% Due 7/14/2021	0.00	15,750.00	15,750.00
01/14/2018	Interest	36962G7G3	3,510,000.00	General Electric Capital Corp Note 2.3% Due 1/14/2019	0.00	40,365.00	40,365.00
01/15/2018	Paydown	43814QAC2	1,770,000.00	Honda Auto Receivables 2016-2 A3 1.39% Due 4/15/2020	47,338.39	1,559.59	48,897.98
01/15/2018	Paydown	47788MAC4	2,450,000.00	John Deere Owner Trust 2016-A A3 1.36% Due 4/15/2020	127,409.01	2,151.19	129,560.20
01/15/2018	Paydown	654747AB0	1,490,000.00	Nissan Auto Receivables 2017-A A2A 1.47% Due 1/15/2020	44,706.91	1,389.54	46,096.45
01/15/2018	Paydown	89231LAB3	2,675,000.00	Toyota Auto Receivables Owner 2016-D 1.06% Due 5/15/2019	112,523.11	1,360.77	113,883.88
01/15/2018	Paydown	47787XAB3	1,435,000.00	John Deere Owner Trust 2017-A A2 1.5% Due 10/15/2019	54,896.35	1,196.96	56,093.31
01/15/2018	Paydown	47788NAB4	2,915,000.00	John Deere Owner Trust 2016-B A2 1.09% Due 2/15/2019	126,286.24	1,624.42	127,910.66



Cash Flow Report

From 03/31/2017

Payment Date	Transaction Type	CUSIP	Quantity	Security Description	Principal Amount	Income	Total Amount
01/15/2018	Paydown	65478WAB1	2,040,000.00	Nissan Auto Receivables Owner 2016-C A2A 1.07% Due 5/15/2019	78,215.42	1,194.11	79,409.53
01/15/2018	Paydown	89231TAB6	62,140.94	Toyota Auto Receivables Owner 2015-C 0.92% Due 2/15/2018	4,581.76	6.82	4,588.58
01/15/2018	Paydown	89236WAC2	1,559,814.74	Toyota Auto Receivables Owner 2015-A 1.12% Due 2/15/2019	124,977.05	229.35	125,206.40
01/15/2018	Paydown	89238MAB4	2,135,000.00	Toyota Auto Receivables Owner 2017-A 1.42% Due 9/16/2019	77,859.84	1,619.33	79,479.17
01/16/2018	Maturity	40428HPH9	3,600,000.00	HSBC USA Inc Note 1.625% Due 1/16/2018	3,600,000.00	29,250.00	3,629,250.00
01/17/2018	Interest	3137EAAE5	7,500,000.00	FHLMC Note 1.5% Due 1/17/2020	0.00	56,250.00	56,250.00
01/18/2018	Paydown	43814RAB2	4,140,000.00	Honda Auto Receivables 2016-4 A2 1.04% Due 4/18/2019	224,557.71	1,085.64	225,643.35
01/21/2018	Paydown	43813NAC0	2,147,173.87	Honda Auto Receivables 2015-2 A3 1.04% Due 2/21/2019	98,198.47	1,002.37	99,200.84
01/21/2018	Paydown	43814TAB8	2,060,000.00	Honda Auto Receivables 2017-1 A2 1.42% Due 7/22/2019	70,595.79	1,690.42	72,286.21
01/24/2018	Interest	91159HHP8	2,000,000.00	US Bancorp Note 2.625% Due 1/24/2022	0.00	26,250.00	26,250.00
01/30/2018	Interest	94974BGF1	5,160,000.00	Wells Fargo Corp Note 2.15% Due 1/30/2020	0.00	55,470.00	55,470.00
01/31/2018	Interest	912828N89	5,100,000.00	US Treasury Note 1.375% Due 1/31/2021	0.00	35,062.50	35,062.50
01/31/2018	Interest	912828TH3	6,700,000.00	US Treasury Note 0.875% Due 7/31/2019	0.00	29,312.50	29,312.50
Jan 2018					8,647,146.05	533,213.01	9,180,359.06
02/01/2018	Interest	3137EADK2	5,400,000.00	FHLMC Note 1.25% Due 8/1/2019	0.00	33,750.00	33,750.00
02/06/2018	Maturity	459200HZ7	3,440,000.00	IBM Corp Note 1.125% Due 2/6/2018	3,440,000.00	19,350.00	3,459,350.00
02/08/2018	Interest	594918BP8	2,980,000.00	Microsoft Callable Note Cont 7/8/21 1.55% Due 8/8/2021	0.00	23,095.00	23,095.00
02/11/2018	Interest	69371RN44	1,730,000.00	Paccar Financial Corp Note 1.65% Due 8/11/2021	0.00	14,272.50	14,272.50
02/12/2018	Interest	3137EAEC9	6,555,000.00	FHLMC Note 1.125% Due 8/12/2021	0.00	36,871.88	36,871.88
02/15/2018	Interest	084664CK5	1,905,000.00	Berkshire Hathaway Note 1.3% Due 8/15/2019	0.00	12,382.50	12,382.50
02/15/2018	Interest	22160KAG0	1,565,000.00	Costco Wholesale Corp Note 1.75% Due 2/15/2020	0.00	13,693.75	13,693.75



Cash Flow Report

From 03/31/2017

Payment Date	Transaction Type	CUSIP	Quantity	Security Description	Principal Amount	Income	Total Amount
02/15/2018	Paydown	47787XAB3	1,435,000.00	John Deere Owner Trust 2017-A A2 1.5% Due 10/15/2019	53,826.91	1,128.34	54,955.25
02/15/2018	Paydown	65478WAB1	2,040,000.00	Nissan Auto Receivables Owner 2016-C A2A 1.07% Due 5/15/2019	78,285.16	1,124.37	79,409.53
02/15/2018	Paydown	43814QAC2	1,770,000.00	Honda Auto Receivables 2016-2 A3 1.39% Due 4/15/2020	47,393.22	1,504.76	48,897.98
02/15/2018	Paydown	47788MAC4	2,450,000.00	John Deere Owner Trust 2016-A A3 1.36% Due 4/15/2020	123,148.36	2,006.79	125,155.15
02/15/2018	Paydown	47788NAB4	2,915,000.00	John Deere Owner Trust 2016-B A2 1.09% Due 2/15/2019	126,508.19	1,509.71	128,017.90
02/15/2018	Paydown	654747AB0	1,490,000.00	Nissan Auto Receivables 2017-A A2A 1.47% Due 1/15/2020	44,761.86	1,334.77	46,096.63
02/15/2018	Paydown	89231LAB3	2,675,000.00	Toyota Auto Receivables Owner 2016-D 1.06% Due 5/15/2019	109,803.14	1,261.37	111,064.51
02/15/2018	Paydown	89231TAB6	62,140.94	Toyota Auto Receivables Owner 2015-C 0.92% Due 2/15/2018	4,314.04	3.31	4,317.35
02/15/2018	Paydown	89236WAC2	1,559,814.74	Toyota Auto Receivables Owner 2015-A 1.12% Due 2/15/2019	120,752.69	112.70	120,865.39
02/15/2018	Paydown	89238MAB4	2,135,000.00	Toyota Auto Receivables Owner 2017-A 1.42% Due 9/16/2019	76,387.18	1,527.19	77,914.37
02/17/2018	Interest	3135G0N82	6,500,000.00	FNMA Note 1.25% Due 8/17/2021	0.00	40,625.00	40,625.00
02/18/2018	Interest	3130A7CV5	6,450,000.00	FHLB Note 1.375% Due 2/18/2021	0.00	44,343.75	44,343.75
02/18/2018	Paydown	43814RAB2	4,140,000.00	Honda Auto Receivables 2016-4 A2 1.04% Due 4/18/2019	205,196.38	891.02	206,087.40
02/19/2018	Interest	3135G0ZA4	3,700,000.00	FNMA Note 1.875% Due 2/19/2019	0.00	34,687.50	34,687.50
02/21/2018	Paydown	43813NAC0	2,147,173.87	Honda Auto Receivables 2015-2 A3 1.04% Due 2/21/2019	95,813.34	917.26	96,730.60
02/21/2018	Paydown	43814TAB8	2,060,000.00	Honda Auto Receivables 2017-1 A2 1.42% Due 7/22/2019	70,682.57	1,606.88	72,289.45
02/26/2018	Interest	3135G0J20	6,400,000.00	FNMA Note 1.375% Due 2/26/2021	0.00	44,000.00	44,000.00
02/28/2018	Interest	912828B90	6,000,000.00	US Treasury Note 2% Due 2/28/2021	0.00	60,000.00	60,000.00
02/28/2018	Interest	912828L32	6,700,000.00	US Treasury Note 1.375% Due 8/31/2020	0.00	46,062.50	46,062.50
02/28/2018	Interest	912828J43	6,900,000.00	US Treasury Note 1.75% Due 2/28/2022	0.00	60,375.00	60,375.00



Cash Flow Report

From 03/31/2017

Payment Date	Transaction Type	CUSIP	Quantity	Security Description	Principal Amount	Income	Total Amount
02/28/2018	Interest	912828UQ1	5,925,000.00	US Treasury Note 1.25% Due 2/29/2020	0.00	37,031.25	37,031.25
Feb 2018					4,596,873.04	535,469.10	5,132,342.14
03/01/2018	Interest	30231GAV4	4,493,000.00	Exxon Mobil Corp Callable Note Cont 2/1/2021 2.222% Due 3/1/2021	0.00	49,917.23	49,917.23
03/01/2018	Interest	17275RAR3	2,395,000.00	Cisco Systems Note 2.125% Due 3/1/2019	0.00	25,446.89	25,446.89
03/02/2018	Maturity	166764AV2	1,350,000.00	Chevron Corp Note 1.365% Due 3/2/2018	1,350,000.00	9,213.75	1,359,213.75
03/09/2018	Maturity	313378A43	5,285,000.00	FHLB Note 1.375% Due 3/9/2018	5,285,000.00	36,334.38	5,321,334.38
03/10/2018	Maturity	808513AK1	3,635,000.00	Charles Schwab Corp Callable Note Cont 2/10/2018 1.5% Due 3/10/2018	3,635,000.00	27,262.50	3,662,262.50
03/11/2018	Interest	06406HCW7	3,975,000.00	Bank of New York Callable Note Cont 8/11/2019 2.3% Due 9/11/2019	0.00	45,712.50	45,712.50
03/12/2018	Interest	3135G0ZG1	5,300,000.00	FNMA Note 1.75% Due 9/12/2019	0.00	46,375.00	46,375.00
03/15/2018	Interest	68389XBK0	4,100,000.00	Oracle Corp Callable Note Cont 8/01/21 1.9% Due 9/15/2021	0.00	38,950.00	38,950.00
03/15/2018	Paydown	89238MAB4	2,135,000.00	Toyota Auto Receivables Owner 2017-A 1.42% Due 9/16/2019	74,911.76	1,436.80	76,348.56
03/15/2018	Paydown	43814QAC2	1,770,000.00	Honda Auto Receivables 2016-2 A3 1.39% Due 4/15/2020	47,448.12	1,449.86	48,897.98
03/15/2018	Paydown	47788MAC4	2,450,000.00	John Deere Owner Trust 2016-A A3 1.36% Due 4/15/2020	118,870.15	1,867.22	120,737.37
03/15/2018	Paydown	654747AB0	1,490,000.00	Nissan Auto Receivables 2017-A A2A 1.47% Due 1/15/2020	44,816.88	1,279.94	46,096.82
03/15/2018	Paydown	89231LAB3	2,675,000.00	Toyota Auto Receivables Owner 2016-D 1.06% Due 5/15/2019	107,079.52	1,164.38	108,243.90
03/15/2018	Paydown	47787XAB3	1,435,000.00	John Deere Owner Trust 2017-A A2 1.5% Due 10/15/2019	52,755.47	1,061.06	53,816.53
03/15/2018	Paydown	47788NAB4	2,915,000.00	John Deere Owner Trust 2016-B A2 1.09% Due 2/15/2019	126,730.54	1,394.79	128,125.33
03/15/2018	Paydown	65478WAB1	2,040,000.00	Nissan Auto Receivables Owner 2016-C A2A 1.07% Due 5/15/2019	78,354.97	1,054.56	79,409.53
03/18/2018	Paydown	43814RAB2	4,140,000.00	Honda Auto Receivables 2016-4 A2 1.04% Due 4/18/2019	185,804.99	713.18	186,518.17
03/21/2018	Paydown	43813NAC0	2,147,173.87	Honda Auto Receivables 2015-2 A3 1.04% Due 2/21/2019	93,425.04	834.22	94,259.26



Cash Flow Report

From 03/31/2017

Payment Date	Transaction Type	CUSIP	Quantity	Security Description	Principal Amount	Income	Total Amount
03/21/2018	Paydown	43814TAB8	2,060,000.00	Honda Auto Receivables 2017-1 A2 1.42% Due 7/22/2019	70,769.45	1,523.24	72,292.69
03/31/2018	Interest	912828J84	6,350,000.00	US Treasury Note 1.375% Due 3/31/2020	0.00	43,656.25	43,656.25
03/31/2018	Interest	912828Q37	6,500,000.00	US Treasury Note 1.25% Due 3/31/2021	0.00	40,625.00	40,625.00
03/31/2018	Interest	912828T34	6,550,000.00	US Treasury Note 1.125% Due 9/30/2021	0.00	36,843.75	36,843.75
Mar 2018					11,270,966.89	414,116.50	11,685,083.39
Total					68,618,685.91	4,888,109.46	73,506,795.37

Stockton Consolidated Portfolio Periodic Total Return		
	%	US \$
1 Month	0.08%	366,671.04
3 Month	0.39%	1,698,447.30
1 Year	0.24%	1,297,276.63
2 Year	1.62%	6,676,379.83