



Account Statement

For the Month Ending **June 30, 2019**

Consolidated Summary Statement

CITY OF STOCKTON

Portfolio Summary

Portfolio Holdings	Cash Dividends and Income	Closing Market Value
PFM Managed Account	604,369.90	442,906,139.97
State Pool	0.00	10,000,000.00
CAMP Pool	0.00	95,370,515.29
BoW Main City Sweep Account	0.00	56,799,108.50
Idle Funds in Reserve Portfolio	0.00	1,092,990.36
Total	\$604,369.90	\$606,168,754.12

Investment Allocation

Investment Type	Closing Market Value	Percent
Asset-Backed Security	37,177,080.54	6.13
Certificate of Deposit	60,551,654.46	9.99
Corporate Note	104,783,516.54	17.29
Federal Agency Collateralized Mortgage Obligatio	9,929,826.11	1.64
Federal Agency Bond / Note	65,627,970.21	10.83
Supra-National Agency Bond / Note	19,195,626.70	3.17
U.S. Treasury Bond / Note	145,640,465.41	24.02
State Pool	10,000,000.00	1.65
CAMP Pool	95,370,515.29	15.73
BoW Main City Sweep Account	56,799,108.50	9.37
Idle Funds in Reserve Portfolio	1,092,990.36	0.18

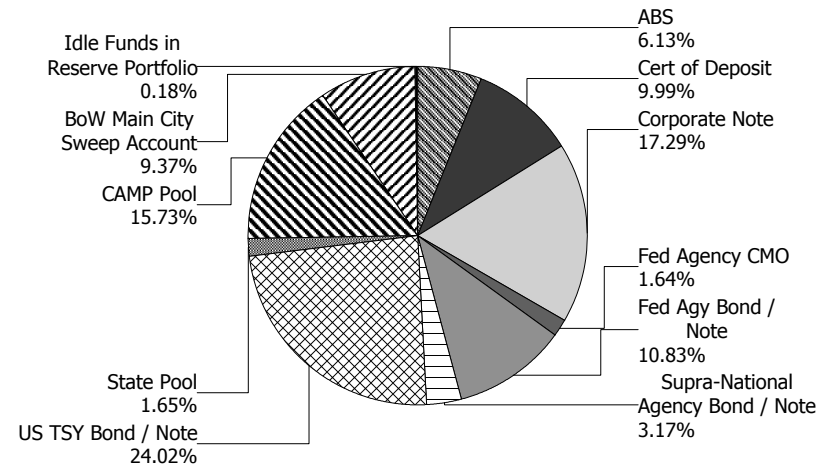
Total **\$606,168,754.12** **100.00%**

Maturity Distribution (Fixed Income Holdings)

Portfolio Holdings	Closing Market Value	Percent
Under 30 days	163,262,614.15	26.94
31 to 60 days	0.00	0.00
61 to 90 days	0.00	0.00
91 to 180 days	0.00	0.00
181 days to 1 year	29,072,095.19	4.80
1 to 2 years	93,245,027.20	15.38
2 to 3 years	143,327,465.05	23.64
3 to 4 years	85,532,185.78	14.11
4 to 5 years	91,729,366.75	15.13
Over 5 years	0.00	0.00
Total	\$606,168,754.12	100.00%

Weighted Average Days to Maturity 748

Sector Allocation





Managed Account Summary Statement

For the Month Ending **June 30, 2019**

CITY OF STOCKTON RESERVE PORTFOLIO - 81140000

Transaction Summary - Managed Account

Opening Market Value	\$440,816,678.34
Maturities/Calls	(434,960.68)
Principal Dispositions	(15,511,839.57)
Principal Acquisitions	15,829,552.78
Unsettled Trades	0.00
Change in Current Value	2,206,709.10
Closing Market Value	\$442,906,139.97

Cash Transactions Summary - Managed Account

Maturities/Calls	0.00
Sale Proceeds	15,589,119.61
Coupon/Interest/Dividend Income	660,524.01
Principal Payments	434,960.68
Security Purchases	(15,891,655.02)
Net Cash Contribution	(19,827.51)
Reconciling Transactions	0.00

Earnings Reconciliation (Cash Basis) - Managed Account

Interest/Dividends/Coupons Received	737,804.05
Less Purchased Interest Related to Interest/Coupons	(62,102.24)
Plus Net Realized Gains/Losses	(71,331.91)
Total Cash Basis Earnings	\$604,369.90

Cash Balance

Closing Cash Balance **\$1,092,990.36**

Earnings Reconciliation (Accrual Basis)

	Total
Ending Amortized Value of Securities	436,645,734.18
Ending Accrued Interest	2,679,903.39
Plus Proceeds from Sales	15,589,119.61
Plus Proceeds of Maturities/Calls/Principal Payments	434,960.68
Plus Coupons/Dividends Received	660,524.01
Less Cost of New Purchases	(15,891,655.02)
Less Beginning Amortized Value of Securities	(436,801,782.31)
Less Beginning Accrued Interest	(2,498,197.23)
Total Accrual Basis Earnings	\$818,607.31



Portfolio Summary and Statistics

For the Month Ending **June 30, 2019**

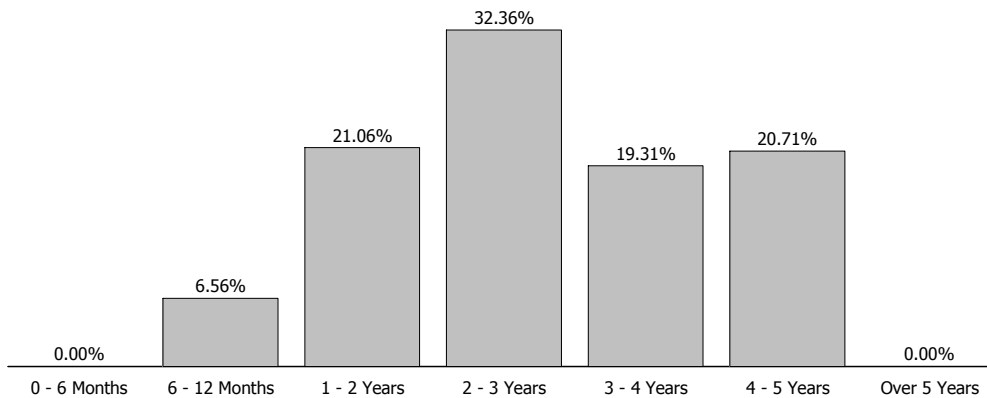
CITY OF STOCKTON RESERVE PORTFOLIO - 81140000

Account Summary

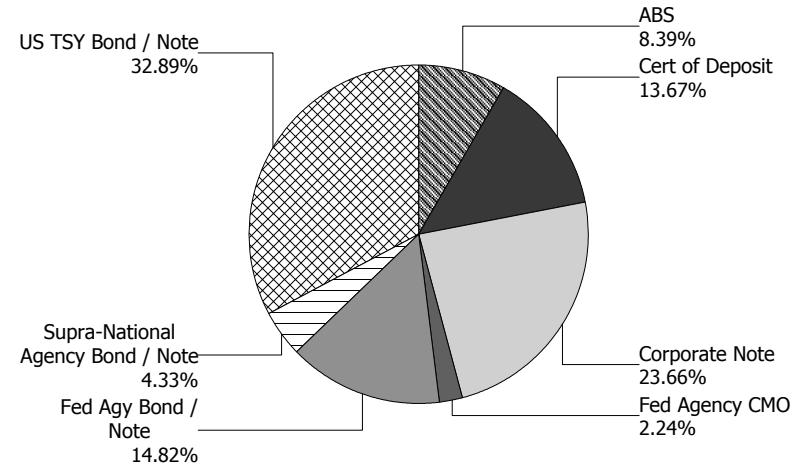
Description	Par Value	Market Value	Percent
U.S. Treasury Bond / Note	144,505,000.00	145,640,465.41	32.89
Supra-National Agency Bond / Note	18,970,000.00	19,195,626.70	4.33
Federal Agency Collateralized Mortgage Obligation	9,753,905.70	9,929,826.11	2.24
Federal Agency Bond / Note	64,165,000.00	65,627,970.21	14.82
Corporate Note	103,646,000.00	104,783,516.54	23.66
Certificate of Deposit	60,250,000.00	60,551,654.46	13.67
Asset-Backed Security	36,898,285.14	37,177,080.54	8.39
Managed Account Sub-Total	438,188,190.84	442,906,139.97	100.00%
Accrued Interest		2,679,903.39	
Total Portfolio	438,188,190.84	445,586,043.36	

Unsettled Trades **0.00** **0.00**

Maturity Distribution



Sector Allocation



Characteristics

Yield to Maturity at Cost	2.49%
Yield to Maturity at Market	1.97%
Duration to Worst	2.51
Weighted Average Days to Maturity	1023



Managed Account Issuer Summary

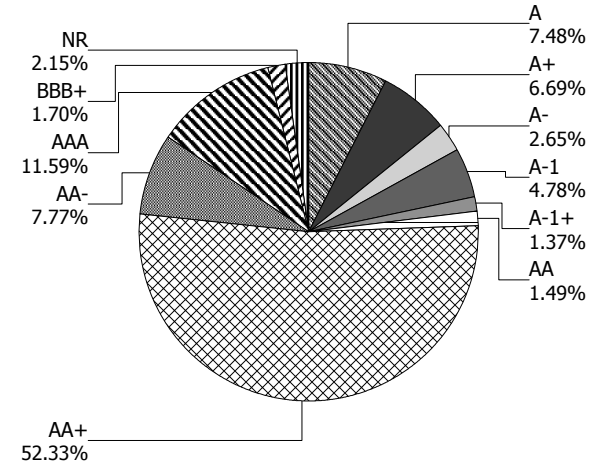
For the Month Ending **June 30, 2019**

CITY OF STOCKTON RESERVE PORTFOLIO - 81140000

Issuer Summary

Issuer	Market Value of Holdings	Percent
ALLY AUTO RECEIVABLES TRUST	6,752,312.64	1.52
AMERICAN EXPRESS CO	4,028,854.00	0.91
AMERICAN HONDA FINANCE	3,986,948.01	0.90
APPLE INC	6,041,106.00	1.36
BANK OF AMERICA CO	3,768,342.59	0.85
BANK OF MONTREAL	7,048,678.00	1.59
BANK OF NOVA SCOTIA	7,058,716.00	1.59
BB&T CORPORATION	1,941,569.02	0.44
CANADIAN IMPERIAL BANK OF COMMERCE	4,063,653.37	0.92
CAPITAL ONE PRIME AUTO REC TRUST	1,254,048.08	0.28
CARMAX AUTO OWNER TRUST	1,545,397.79	0.35
CISCO SYSTEMS INC	3,976,512.00	0.90
CITIGROUP INC	3,783,839.40	0.85
CREDIT AGRICOLE SA	4,075,984.63	0.92
CREDIT SUISSE GROUP	4,040,997.87	0.91
DEERE & COMPANY	4,927,352.63	1.11
EXXON MOBIL CORP	4,505,450.11	1.02
FANNIE MAE	44,490,686.29	10.06
FEDERAL HOME LOAN BANKS	4,427,170.74	1.00
FREDDIE MAC	26,639,939.29	6.02
GOLDMAN SACHS GROUP INC	3,752,716.00	0.85
HOME DEPOT INC	3,827,836.40	0.86
HONDA AUTO RECEIVABLES	5,396,504.77	1.22
HYUNDAI AUTO RECEIVABLES	7,306,769.38	1.65
IBM CORP	3,122,469.09	0.70
INTEL CORPORATION	4,031,800.00	0.91
INTER-AMERICAN DEVELOPMENT BANK	4,892,857.62	1.10
INTERNATIONAL FINANCE CORPORATION	8,344,649.38	1.88
INTL BANK OF RECONSTRUCTION AND DEV	5,958,119.70	1.35
JP MORGAN CHASE & CO	2,006,982.00	0.45
MASTERCARD INC	4,487,515.50	1.01
MERCEDES-BENZ AUTO RECEIVABLES	2,746,343.27	0.62

Credit Quality (S&P Ratings)





Managed Account Issuer Summary

For the Month Ending **June 30, 2019**

CITY OF STOCKTON RESERVE PORTFOLIO - 81140000

Issuer	Market Value of Holdings	Percent
MICROSOFT CORP	4,469,025.31	1.01
MITSUBISHI UFJ FINANCIAL GROUP INC	3,817,929.94	0.86
NISSAN AUTO RECEIVABLES	7,887,384.37	1.78
NORDEA BANK AB	6,081,773.58	1.37
ORACLE CORP	4,079,245.80	0.92
PACCAR FINANCIAL CORP	1,711,362.71	0.39
PFIZER INC	6,597,971.20	1.49
ROYAL BANK OF CANADA	4,079,052.00	0.92
STATE STREET CORPORATION	2,373,797.72	0.54
SWEDBANK AB	7,532,727.86	1.70
THE BANK OF NEW YORK MELLON CORPORATION	7,023,143.51	1.59
THE WALT DISNEY CORPORATION	4,032,964.00	0.91
TOYOTA MOTOR CORP	8,855,311.29	2.00
UBS AG	6,026,550.00	1.36
UNITED PARCEL SERVICE INC	4,024,116.00	0.91
UNITED STATES TREASURY	145,640,465.41	32.89
US BANCORP	4,244,941.75	0.96
VISA INC	3,470,664.74	0.78
WESTPAC BANKING CORP	6,725,591.21	1.52
Total	\$442,906,139.97	100.00%



Managed Account Detail of Securities Held

For the Month Ending **June 30, 2019**

CITY OF STOCKTON RESERVE PORTFOLIO - 81140000

Security Type/Description Dated Date/Coupon/Maturity	CUSIP	Par	S&P Rating	Moody's Rating	Trade Date	Settle Date	Original Cost	YTM at Cost	Accrued Interest	Amortized Cost	Market Value
U.S. Treasury Bond / Note											
US TREASURY NOTES DTD 05/31/2016 1.375% 05/31/2021	912828R77	440,000.00	AA+	Aaa	02/14/19	02/15/19	429,085.94	2.50	512.43	430,829.49	436,700.00
US TREASURY NOTES DTD 05/31/2016 1.375% 05/31/2021	912828R77	2,440,000.00	AA+	Aaa	08/02/17	08/03/17	2,413,598.43	1.67	2,841.67	2,426,580.76	2,421,700.00
US TREASURY NOTES DTD 09/30/2016 1.125% 09/30/2021	912828T34	3,680,000.00	AA+	Aaa	11/09/16	11/09/16	3,617,768.59	1.48	10,406.56	3,650,836.44	3,631,412.96
US TREASURY NOTES DTD 10/31/2014 2.000% 10/31/2021	912828F96	6,550,000.00	AA+	Aaa	03/01/18	03/05/18	6,441,771.49	2.48	22,070.65	6,479,912.38	6,589,660.25
US TREASURY NOTES DTD 03/02/2015 1.750% 02/28/2022	912828J43	4,800,000.00	AA+	Aaa	03/13/17	03/13/17	4,713,203.58	2.14	28,076.09	4,752,276.96	4,803,000.00
US TREASURY NOTES DTD 03/31/2017 1.875% 03/31/2022	912828W89	4,745,000.00	AA+	Aaa	12/01/17	12/05/17	4,700,700.97	2.10	22,363.73	4,716,386.32	4,765,944.43
US TREASURY NOTES DTD 03/31/2017 1.875% 03/31/2022	912828W89	7,600,000.00	AA+	Aaa	08/01/18	08/03/18	7,350,625.00	2.82	35,819.67	7,410,413.44	7,633,546.40
US TREASURY NOTES DTD 03/31/2017 1.875% 03/31/2022	912828W89	8,900,000.00	AA+	Aaa	09/04/18	09/06/18	8,637,519.53	2.75	41,946.72	8,695,534.25	8,939,284.60
US TREASURY NOTES DTD 03/31/2017 1.875% 03/31/2022	912828W89	10,000,000.00	AA+	Aaa	01/03/18	01/04/18	9,877,734.38	2.18	47,131.15	9,919,500.10	10,044,140.00
US TREASURY NOTES DTD 07/31/2017 1.875% 07/31/2022	912828P4	5,400,000.00	AA+	Aaa	11/01/17	11/03/17	5,366,671.88	2.01	42,234.12	5,378,018.17	5,424,256.80
US TREASURY NOTES DTD 07/31/2015 2.000% 07/31/2022	912828X08	9,000,000.00	AA+	Aaa	08/30/17	08/31/17	9,113,906.25	1.73	75,082.87	9,072,586.62	9,074,529.00
US TREASURY NOTES DTD 09/30/2015 1.750% 09/30/2022	912828L57	4,765,000.00	AA+	Aaa	06/04/18	06/06/18	4,570,491.21	2.76	20,960.79	4,616,593.22	4,768,349.80
US TREASURY NOTES DTD 09/30/2015 1.750% 09/30/2022	912828L57	5,000,000.00	AA+	Aaa	06/20/18	06/21/18	4,795,507.81	2.77	21,994.54	4,842,562.45	5,003,515.00
US TREASURY NOTES DTD 09/30/2015 1.750% 09/30/2022	912828L57	5,555,000.00	AA+	Aaa	10/03/17	10/06/17	5,507,695.70	1.93	24,435.93	5,523,662.80	5,558,905.17



Managed Account Detail of Securities Held

For the Month Ending **June 30, 2019**

CITY OF STOCKTON RESERVE PORTFOLIO - 81140000

Security Type/Description Dated Date/Coupon/Maturity	CUSIP	Par	S&P Rating	Moody's Rating	Trade Date	Settle Date	Original Cost	YTM at Cost	Accrued Interest	Amortized Cost	Market Value
U.S. Treasury Bond / Note											
US TREASURY N/B NOTES DTD 10/31/2017 2.000% 10/31/2022	9128283C2	7,475,000.00	AA+	Aaa	05/02/18	05/04/18	7,225,638.67	2.80	25,187.50	7,287,048.08	7,540,406.25
US TREASURY NOTES DTD 12/31/2015 2.125% 12/31/2022	912828N30	4,745,000.00	AA+	Aaa	06/04/18	06/06/18	4,614,141.80	2.77	274.00	4,643,350.62	4,809,688.59
US TREASURY NOTES DTD 02/01/2016 1.750% 01/31/2023	912828P38	7,100,000.00	AA+	Aaa	10/02/18	10/05/18	6,759,699.22	2.94	51,828.04	6,814,938.41	7,104,991.30
US TREASURY NOTES DTD 03/31/2016 1.500% 03/31/2023	912828Q29	3,850,000.00	AA+	Aaa	02/08/19	02/12/19	3,708,181.64	2.44	14,516.39	3,720,718.85	3,817,968.00
US TREASURY NOTES DTD 08/01/2016 1.250% 07/31/2023	912828S92	2,375,000.00	AA+	Aaa	04/02/19	04/04/19	2,274,433.59	2.28	12,383.46	2,279,845.03	2,329,354.88
US TREASURY NOTES DTD 08/01/2016 1.250% 07/31/2023	912828S92	3,875,000.00	AA+	Aaa	02/08/19	02/12/19	3,681,098.63	2.44	20,204.59	3,696,976.84	3,800,526.38
UNITED STATES TREASURY NOTES DTD 10/01/2018 2.875% 09/30/2023	9128285D8	3,525,000.00	AA+	Aaa	05/01/19	05/03/19	3,617,668.95	2.25	25,474.39	3,614,445.61	3,687,618.83
US TREASURY NOTES DTD 11/15/2013 2.750% 11/15/2023	912828WE6	10,925,000.00	AA+	Aaa	03/06/19	03/08/19	11,035,530.27	2.52	38,371.09	11,028,683.49	11,384,188.68
US TREASURY NOTES DTD 11/30/2016 2.125% 11/30/2023	912828U57	12,075,000.00	AA+	Aaa	01/07/19	01/09/19	11,858,970.70	2.52	21,733.35	11,878,950.90	12,267,922.28
US TREASURY N/B DTD 12/31/2018 2.625% 12/31/2023	9128285U0	460,000.00	AA+	Aaa	01/30/19	01/31/19	461,365.62	2.56	32.81	461,261.24	477,321.76
US TREASURY N/B NOTES DTD 05/01/2017 2.000% 04/30/2024	912828X70	9,225,000.00	AA+	Aaa	06/03/19	06/05/19	9,266,800.78	1.90	31,084.24	9,266,234.74	9,325,534.05
Security Type Sub-Total		144,505,000.00					142,039,810.63	2.37	636,966.78	142,608,147.21	145,640,465.41
Supra-National Agency Bond / Note											
INTERNATIONAL FINANCE CORPORATION NOTE DTD 01/25/2018 2.250% 01/25/2021	45950KCM0	2,215,000.00	AAA	Aaa	01/18/18	01/25/18	2,208,487.90	2.35	21,596.25	2,211,543.01	2,226,717.35



Managed Account Detail of Securities Held

For the Month Ending **June 30, 2019**

CITY OF STOCKTON RESERVE PORTFOLIO - 81140000

Security Type/Description Dated Date/Coupon/Maturity	CUSIP	Par	S&P Rating	Moody's Rating	Trade Date	Settle Date	Original Cost	YTM at Cost	Accrued Interest	Amortized Cost	Market Value
Supra-National Agency Bond / Note											
INTERNATIONAL FINANCE CORPORATION NOTE DTD 03/16/2018 2.635% 03/09/2021	45950VLQ7	6,075,000.00	AAA	Aaa	03/09/18	03/16/18	6,070,443.75	2.66	49,801.50	6,072,364.18	6,117,932.03
INTER-AMERICAN DEVELOPMENT BANK NOTE DTD 04/19/2018 2.625% 04/19/2021	4581X0DB1	4,830,000.00	AAA	Aaa	04/12/18	04/19/18	4,819,374.00	2.70	25,357.50	4,823,524.85	4,892,857.62
INTL BANK OF RECONSTRUCTION AND DEV NOTE DTD 07/25/2018 2.750% 07/23/2021	459058GH0	5,850,000.00	AAA	Aaa	07/18/18	07/25/18	5,836,311.00	2.83	70,606.25	5,840,452.10	5,958,119.70
Security Type Sub-Total		18,970,000.00					18,934,616.65	2.69	167,361.50	18,947,884.14	19,195,626.70
Federal Agency Collateralized Mortgage Obligation											
FNA 2018-M5 A2 DTD 04/01/2018 3.560% 09/25/2021	3136B1XP4	1,988,905.70	AA+	Aaa	04/11/18	04/30/18	2,028,467.03	2.27	5,900.42	2,014,611.05	2,027,986.30
FHLMC MULTIFAMILY STRUCTURED P DTD 05/01/2015 2.791% 01/25/2022	3137BHXY8	3,965,000.00	AA+	Aaa	05/16/19	05/21/19	3,989,781.25	2.20	9,221.93	3,989,134.40	4,021,814.49
FHLMC MULTIFAMILY STRUCTURED P DTD 11/01/2015 2.716% 06/25/2022	3137BLUR7	1,700,000.00	AA+	Aaa	04/02/19	04/05/19	1,704,250.00	2.46	3,847.67	1,703,760.09	1,725,060.55
FHLMC SERIES K721 A2 DTD 12/01/2015 3.090% 08/25/2022	3137BM6P6	2,100,000.00	AA+	Aaa	04/04/18	04/09/18	2,117,882.81	2.61	5,407.50	2,112,013.66	2,154,964.77
Security Type Sub-Total		9,753,905.70					9,840,381.09	2.35	24,377.52	9,819,519.20	9,929,826.11
Federal Agency Bond / Note											
FNMA NOTES DTD 02/05/2016 1.375% 02/26/2021	3135G0J20	6,400,000.00	AA+	Aaa	02/26/16	02/26/16	6,388,224.00	1.41	30,555.56	6,396,016.19	6,350,784.00
FANNIE MAE NOTES DTD 04/13/2018 2.500% 04/13/2021	3135G0U27	2,480,000.00	AA+	Aaa	04/12/18	04/13/18	2,476,304.80	2.55	13,433.33	2,477,770.55	2,508,929.20
FANNIE MAE NOTES DTD 01/09/2017 2.000% 01/05/2022	3135G0S38	6,400,000.00	AA+	Aaa	01/11/17	01/11/17	6,395,040.00	2.02	62,577.78	6,397,436.99	6,433,574.40



Managed Account Detail of Securities Held

For the Month Ending **June 30, 2019**

CITY OF STOCKTON RESERVE PORTFOLIO - 81140000

Security Type/Description Dated Date/Coupon/Maturity	CUSIP	Par	S&P Rating	Moody's Rating	Trade Date	Settle Date	Original Cost	YTM at Cost	Accrued Interest	Amortized Cost	Market Value
Federal Agency Bond / Note											
FANNIE MAE NOTES DTD 01/11/2019 2.625% 01/11/2022	3135G0U92	4,325,000.00	AA+	Aaa	01/09/19	01/11/19	4,321,886.00	2.65	53,611.98	4,322,360.19	4,414,817.28
FREDDIE MAC GLOBAL NOTES DTD 01/13/2012 2.375% 01/13/2022	3137EADB2	6,400,000.00	AA+	Aaa	01/27/17	01/27/17	6,502,188.80	2.03	70,933.33	6,453,474.43	6,494,553.60
FANNIE MAE NOTES DTD 04/10/2017 1.875% 04/05/2022	3135G0T45	7,150,000.00	AA+	Aaa	06/19/17	06/20/17	7,148,920.35	1.88	32,026.04	7,149,404.98	7,162,812.80
FREDDIE MAC NOTES DTD 06/11/2018 2.750% 06/19/2023	3137EAEN5	5,000,000.00	AA+	Aaa	06/20/18	06/21/18	4,968,400.00	2.89	4,583.33	4,974,544.15	5,176,975.00
FREDDIE MAC NOTES DTD 06/11/2018 2.750% 06/19/2023	3137EAEN5	6,825,000.00	AA+	Aaa	06/27/18	06/28/18	6,802,341.00	2.82	6,256.25	6,806,708.04	7,066,570.88
FANNIE MAE NOTES DTD 09/14/2018 2.875% 09/12/2023	3135G0U43	12,325,000.00	AA+	Aaa	11/29/18	11/30/18	12,272,249.00	2.97	107,287.41	12,278,598.22	12,836,401.23
FEDERAL HOME LOAN BANKS NOTES DTD 12/09/2013 3.375% 12/08/2023	3130A0F70	3,425,000.00	AA+	Aaa	01/30/19	01/31/19	3,527,407.50	2.71	7,385.16	3,519,197.36	3,643,758.18
FANNIE MAE NOTES DTD 02/08/2019 2.500% 02/05/2024	3135G0V34	2,675,000.00	AA+	Aaa	02/07/19	02/08/19	2,665,049.00	2.58	26,564.24	2,665,793.45	2,755,381.08
FHLB BONDS DTD 02/15/2019 2.500% 02/13/2024	3130AFW94	760,000.00	AA+	Aaa	02/14/19	02/15/19	757,309.60	2.58	7,177.78	757,501.13	783,412.56
Security Type Sub-Total		64,165,000.00					64,225,320.05	2.42	422,392.19	64,198,805.68	65,627,970.21
Corporate Note											
HOME DEPOT INC CORP NOTES DTD 06/05/2017 1.800% 06/05/2020	437076BO4	1,800,000.00	A	A2	05/24/17	06/05/17	1,798,956.00	1.82	2,340.00	1,799,671.16	1,793,750.40
AMERICAN HONDA FINANCE CORP NOTES DTD 07/20/2017 1.950% 07/20/2020	02665WBT7	845,000.00	A	A2	07/17/17	07/20/17	844,146.55	1.98	7,369.10	844,694.79	842,242.77
AMERICAN HONDA FINANCE CORP NOTES DTD 07/20/2017 1.950% 07/20/2020	02665WBT7	3,155,000.00	A	A2	07/19/17	07/24/17	3,156,829.90	1.93	27,514.23	3,155,657.57	3,144,705.24



Managed Account Detail of Securities Held

For the Month Ending **June 30, 2019**

CITY OF STOCKTON RESERVE PORTFOLIO - 81140000

Security Type/Description	S&P	Moody's	Trade	Settle	Original	YTM	Accrued	Amortized	Market		
Dated Date/Coupon/Maturity	Par	Rating	Rating	Date	Date	Cost	at Cost	Cost	Value		
CUSIP											
Corporate Note											
AMERICAN EXP (CALLABLE) CREDIT CORP NOTE DTD 09/14/2015 2.600% 09/14/2020	0258M0DX4	2,000,000.00	A-	A2	04/03/18	04/05/18	1,978,360.00	3.06	15,455.56	1,989,157.60	2,007,490.00
MICROSOFT CORP (CALLABLE) NOTES DTD 11/03/2015 2.000% 11/03/2020	594918BG8	1,515,000.00	AAA	Aaa	10/29/15	11/03/15	1,513,788.00	2.02	4,881.67	1,514,663.58	1,514,397.03
VISA INC (CALLABLE) CORP NOTES DTD 12/14/2015 2.200% 12/14/2020	92826CAB8	1,460,000.00	AA-	Aa3	04/03/18	04/05/18	1,439,049.00	2.76	1,516.78	1,448,517.10	1,462,290.74
TOYOTA MOTOR CREDIT CORP CORP NOTES DTD 01/08/2019 3.050% 01/08/2021	89236TFO3	805,000.00	AA-	Aa3	01/03/19	01/08/19	804,517.00	3.08	11,798.84	804,630.41	816,067.95
BRANCH BANKING & TRUST (CALLABLE) NOTES DTD 10/26/2017 2.150% 02/01/2021	05531FAZ6	1,945,000.00	A-	A2	10/23/17	10/26/17	1,944,105.30	2.17	17,423.96	1,944,544.44	1,941,569.02
IBM CORP NOTES DTD 02/19/2016 2.250% 02/19/2021	459200JF9	3,123,000.00	A	A1	07/13/17	07/18/17	3,139,895.43	2.09	25,764.75	3,130,861.47	3,122,469.09
EXXON MOBIL CORPORATE (CALLABLE) NOTES DTD 03/03/2016 2.222% 03/01/2021	30231GAV4	1,415,000.00	AA+	Aaa	02/29/16	03/03/16	1,415,000.00	2.22	10,480.43	1,415,000.00	1,418,920.97
JP MORGAN CHASE & CO CORP NT (CALLABLE) DTD 03/01/2016 2.550% 03/01/2021	46625HOJ2	2,000,000.00	A-	A2	07/06/17	07/11/17	2,010,300.00	2.40	17,000.00	2,004,718.16	2,006,982.00
EXXON MOBIL CORPORATE (CALLABLE) NOTES DTD 03/03/2016 2.222% 03/01/2021	30231GAV4	3,078,000.00	AA+	Aaa	05/16/16	05/16/16	3,131,957.34	1.84	22,797.72	3,096,684.91	3,086,529.14
TOYOTA MOTOR CREDIT CORP NOTES DTD 04/13/2018 2.950% 04/13/2021	89236TEU5	3,700,000.00	AA-	Aa3	04/10/18	04/13/18	3,698,520.00	2.96	23,649.17	3,699,104.97	3,750,923.10
BANK OF AMERICA CORP NOTE DTD 04/19/2016 2.625% 04/19/2021	06051GFW4	3,745,000.00	A-	A2	11/01/17	11/03/17	3,773,050.05	2.40	19,661.25	3,759,881.77	3,768,342.59



Managed Account Detail of Securities Held

For the Month Ending **June 30, 2019**

CITY OF STOCKTON RESERVE PORTFOLIO - 81140000

Security Type/Description Dated Date/Coupon/Maturity	CUSIP	Par	S&P Rating	Moody's Rating	Trade Date	Settle Date	Original Cost	YTM at Cost	Accrued Interest	Amortized Cost	Market Value
Corporate Note											
GOLDMAN SACHS GRP INC CORP NT (CALLABLE) DTD 04/25/2016 2.625% 04/25/2021	38141GVU5	3,740,000.00	BBB+	A3	11/03/17	11/07/17	3,758,722.44	2.47	17,998.75	3,749,811.82	3,752,716.00
STATE STREET CORP NOTES DTD 05/19/2016 1.950% 05/19/2021	857477AV5	150,000.00	A	A1	11/01/16	11/01/16	150,142.50	1.93	341.25	150,060.75	149,609.10
STATE STREET CORP NOTES DTD 05/19/2016 1.950% 05/19/2021	857477AV5	2,230,000.00	A	A1	05/16/16	05/19/16	2,228,840.40	1.96	5,073.25	2,229,549.99	2,224,188.62
MICROSOFT CORP (CALLABLE) NOTES DTD 08/08/2016 1.550% 08/08/2021	594918BP8	855,000.00	AAA	Aaa	08/02/16	08/08/16	853,691.85	1.58	5,264.19	854,437.35	847,720.53
MICROSOFT CORP (CALLABLE) NOTES DTD 08/08/2016 1.550% 08/08/2021	594918BP8	2,125,000.00	AAA	Aaa	08/01/16	08/08/16	2,122,768.75	1.57	13,083.51	2,124,040.46	2,106,907.75
PACCAR FINANCIAL CORP DTD 08/11/2016 1.650% 08/11/2021	69371RN44	1,730,000.00	A+	A1	01/25/17	01/25/17	1,661,976.40	2.57	11,100.83	1,697,427.91	1,711,362.71
ORACLE CORP (CALLABLE) NOTES DTD 07/07/2016 1.900% 09/15/2021	68389XBK0	4,100,000.00	AA-	A1	11/29/16	11/29/16	4,008,201.00	2.40	22,937.22	4,056,506.75	4,079,245.80
CISCO SYSTEMS INC CORP (CALLABLE) NOTES DTD 09/20/2016 1.850% 09/20/2021	17275RBJ0	4,000,000.00	AA-	A1	06/20/18	06/22/18	3,851,880.00	3.06	20,761.11	3,897,199.60	3,976,512.00
CITIGROUP INC CORP (CALLABLE) NOTE DTD 12/08/2016 2.900% 12/08/2021	172967LC3	3,745,000.00	BBB+	A3	11/20/17	11/22/17	3,770,578.35	2.72	6,938.65	3,760,556.95	3,783,839.40
JOHN DEERE CAPITAL CORP NOTES DTD 01/06/2017 2.650% 01/06/2022	24422ETL3	875,000.00	A	A2	03/21/17	03/21/17	877,056.25	2.60	11,271.70	876,120.22	884,396.63
JOHN DEERE CAPITAL CORP NOTES DTD 01/06/2017 2.650% 01/06/2022	24422ETL3	1,000,000.00	A	A2	03/21/17	03/21/17	1,003,240.00	2.58	12,881.94	1,001,760.40	1,010,739.00
JOHN DEERE CAPITAL CORP NOTES DTD 01/06/2017 2.650% 01/06/2022	24422ETL3	3,000,000.00	A	A2	03/22/17	03/22/17	3,010,920.00	2.57	38,645.83	3,005,931.75	3,032,217.00
US BANCORP (CALLABLE) NOTES DTD 01/24/2017 2.625% 01/24/2022	91159HHP8	2,000,000.00	A+	A1	01/19/17	01/24/17	1,996,560.00	2.66	22,895.83	1,998,179.54	2,021,380.00



Managed Account Detail of Securities Held

For the Month Ending **June 30, 2019**

CITY OF STOCKTON RESERVE PORTFOLIO - 81140000

Security Type/Description	Dated Date/Coupon/Maturity	CUSIP	Par	S&P Rating	Moody's Rating	Trade Date	Settle Date	Original Cost	YTM at Cost	Accrued Interest	Amortized Cost	Market Value
Corporate Note												
AMERICAN EXPRESS CREDIT (CALLABLE) NOTES DTD 03/03/2017 2.700% 03/03/2022		0258M0EG0	2,000,000.00	A-	A2	07/10/17	07/13/17	2,019,320.00	2.48	17,700.00	2,011,260.34	2,021,364.00
WALT DISNEY COMPANY CORP NOTES DTD 03/06/2017 2.450% 03/04/2022		25468PDO6	4,000,000.00	A	A2	07/14/17	07/19/17	4,047,920.00	2.18	31,850.00	4,028,321.28	4,032,964.00
INTEL CORP (CALLABLE) NOTES DTD 05/11/2017 2.350% 05/11/2022		458140BB5	4,000,000.00	A+	A1	07/10/17	07/13/17	4,002,480.00	2.34	13,055.56	4,001,536.84	4,031,800.00
APPLE INC CORP (CALLABLE) NOTE DTD 05/11/2017 2.300% 05/11/2022		037833CO1	6,000,000.00	AA+	Aa1	07/10/17	07/13/17	5,992,020.00	2.33	19,166.67	5,995,219.08	6,041,106.00
UNITED PARCEL SERVICE (CALLABLE) NOTES DTD 05/16/2017 2.350% 05/16/2022		911312BC9	4,000,000.00	A+	A1	07/10/17	07/13/17	4,012,880.00	2.28	11,750.00	4,007,772.24	4,024,116.00
HOME DEPOT INC CORP (CALLABLE) NOTES DTD 06/02/2015 2.625% 06/01/2022		437076BG6	2,000,000.00	A	A2	07/10/17	07/13/17	2,029,380.00	2.30	4,375.00	2,017,753.00	2,034,086.00
VISA INC (CALLABLE) NOTE DTD 09/11/2017 2.150% 09/15/2022		92826CAG7	2,000,000.00	AA-	Aa3	06/20/18	06/22/18	1,917,180.00	3.20	12,661.11	1,936,286.70	2,008,374.00
BANK OF NY MELLON CORP CORP NOTES DTD 08/13/2018 3.450% 08/11/2023		06406RAJ6	6,735,000.00	A	A1	01/30/19	01/31/19	6,814,742.40	3.17	90,361.25	6,807,900.52	7,023,143.51
US BANK NA CINCINNATI CORP NOTES DTD 02/04/2019 3.375% 02/05/2024		91159HHV5	2,125,000.00	A+	A1	04/02/19	04/04/19	2,171,197.50	2.89	29,285.16	2,169,074.33	2,223,561.75
PFIZER INC CORP NOTES DTD 03/11/2019 2.950% 03/15/2024		717081ES8	6,400,000.00	AA	A1	06/03/19	06/05/19	6,562,752.00	2.38	57,688.89	6,560,458.05	6,597,971.20
MASTERCARD INC CORP NOTES DTD 03/31/2014 3.375% 04/01/2024		57636QAB0	4,250,000.00	A+	A1	04/02/19	04/04/19	4,388,762.50	2.67	35,859.38	4,382,441.94	4,487,515.50
Security Type Sub-Total			103,646,000.00					103,901,686.91	2.47	720,600.54	103,927,395.74	104,783,516.54
Certificate of Deposit												
CREDIT SUISSE NEW YORK CERT DEPOS DTD 02/08/2018 2.670% 02/07/2020		22549LFR1	4,030,000.00	A-1	P-1	02/07/18	02/08/18	4,030,000.00	2.67	150,342.51	4,030,000.00	4,040,997.87



Managed Account Detail of Securities Held

For the Month Ending **June 30, 2019**

CITY OF STOCKTON RESERVE PORTFOLIO - 81140000

Security Type/Description Dated Date/Coupon/Maturity	CUSIP	Par	S&P Rating	Moody's Rating	Trade Date	Settle Date	Original Cost	YTM at Cost	Accrued Interest	Amortized Cost	Market Value
Certificate of Deposit											
NORDEA BANK AB NY CD DTD 02/22/2018 2.720% 02/20/2020	65590ASN7	6,060,000.00	A-1+	P-1	02/20/18	02/22/18	6,060,000.00	2.72	59,980.53	6,060,000.00	6,081,773.58
UBS AG STAMFORD CT LT CD DTD 03/06/2018 2.900% 03/02/2020	90275DHG8	6,000,000.00	A-1	P-1	03/02/18	03/06/18	6,000,000.00	2.93	57,516.67	6,000,000.00	6,026,550.00
CANADIAN IMP BK COMM NY FLT CERT DEPOS DTD 04/10/2018 2.984% 04/10/2020	13606BVF0	4,055,000.00	A-1	P-1	04/06/18	04/10/18	4,055,000.00	2.78	27,561.38	4,055,000.00	4,063,653.37
BANK OF NOVA SCOTIA HOUSTON CD DTD 06/07/2018 3.080% 06/05/2020	06417GU22	7,000,000.00	A-1	P-1	06/05/18	06/07/18	6,997,340.00	3.10	15,571.11	6,998,738.67	7,058,716.00
WESTPAC BANKING CORP NY CD DTD 08/07/2017 2.050% 08/03/2020	96121T4A3	6,735,000.00	AA-	Aa3	08/03/17	08/07/17	6,735,000.00	2.05	55,227.00	6,735,000.00	6,725,591.21
BANK OF MONTREAL CHICAGO CERT DEPOS DTD 08/03/2018 3.190% 08/03/2020	06370REU9	7,000,000.00	A+	Aa2	08/01/18	08/03/18	7,000,000.00	3.23	205,932.22	7,000,000.00	7,048,678.00
SWEDBANK (NEW YORK) CERT DEPOS DTD 11/17/2017 2.270% 11/16/2020	87019U6D6	7,555,000.00	AA-	Aa2	11/16/17	11/17/17	7,555,000.00	2.30	21,913.70	7,555,000.00	7,532,727.86
MUFG BANK LTD/NY CERT DEPOS DTD 02/28/2019 2.970% 02/26/2021	55379WZT6	3,760,000.00	A	A1	02/27/19	02/28/19	3,760,000.00	2.99	38,154.60	3,760,000.00	3,817,929.94
CREDIT AGRICOLE CIB NY CERT DEPOS DTD 04/04/2019 2.830% 04/02/2021	22535CDU2	4,055,000.00	A+	A1	04/03/19	04/04/19	4,055,000.00	2.85	28,051.59	4,055,000.00	4,075,984.63
ROYAL BANK OF CANADA NY CD DTD 06/08/2018 3.240% 06/07/2021	78012UEE1	4,000,000.00	AA-	Aa2	06/07/18	06/08/18	4,000,000.00	3.24	8,640.00	4,000,000.00	4,079,052.00
Security Type Sub-Total		60,250,000.00					60,247,340.00	2.78	668,891.31	60,248,738.67	60,551,654.46
Asset-Backed Security											
HONDA ABS 2016-2 A3 DTD 05/31/2016 1.390% 04/15/2020	43814QAC2	6,658.16	NR	Aaa	05/24/16	05/31/16	6,658.03	1.39	4.11	6,658.14	6,653.97
HAROT 2017-4 A3 DTD 11/29/2017 2.050% 11/21/2021	43813FAC7	1,884,754.46	NR	Aaa	11/22/17	11/29/17	1,884,488.90	2.06	1,073.26	1,884,591.37	1,882,268.66



Managed Account Detail of Securities Held

For the Month Ending **June 30, 2019**

CITY OF STOCKTON RESERVE PORTFOLIO - 81140000

Security Type/Description Dated Date/Coupon/Maturity	CUSIP	Par	S&P Rating	Moody's Rating	Trade Date	Settle Date	Original Cost	YTM at Cost	Accrued Interest	Amortized Cost	Market Value
Asset-Backed Security											
TAOT 2017-D A3 DTD 11/15/2017 1.930% 01/15/2022	89238KAD4	2,340,000.00	AAA	Aaa	11/07/17	11/15/17	2,339,784.25	2.26	2,007.20	2,339,866.18	2,334,739.45
HYUNDAI ABS 2017-B A3 DTD 08/16/2017 1.770% 01/15/2022	44932GAD7	4,117,642.76	AAA	Aaa	08/09/17	08/16/17	4,116,929.17	1.78	3,239.21	4,117,224.16	4,106,238.95
ALLYA 2017-5 A3 DTD 11/22/2017 1.990% 03/15/2022	02007YAC8	2,769,229.76	AAA	Aaa	11/14/17	11/22/17	2,769,014.87	1.99	2,449.23	2,769,092.60	2,765,152.62
TAOT 2018-A A3 DTD 01/31/2018 2.350% 05/16/2022	89238BAD4	1,950,000.00	AAA	Aaa	01/23/18	01/31/18	1,949,977.58	2.35	2,036.67	1,949,985.51	1,953,580.79
HART 2018-A A3 DTD 04/18/2018 2.790% 07/15/2022	44891KAD7	1,330,000.00	AAA	Aaa	04/10/18	04/18/18	1,329,799.70	2.80	1,649.20	1,329,854.55	1,341,132.23
MBART 2018-1 A3 DTD 07/25/2018 3.030% 01/15/2023	58772RAD6	2,710,000.00	AAA	Aaa	07/17/18	07/25/18	2,709,895.94	3.03	3,649.47	2,709,917.91	2,746,343.27
ALLYA 2018-3 A3 DTD 06/27/2018 3.000% 01/15/2023	02007JAC1	3,950,000.00	AAA	Aaa	06/19/18	06/27/18	3,949,729.82	3.09	5,266.67	3,949,788.60	3,987,160.02
NAROT 2018-B A3 DTD 07/25/2018 3.060% 03/15/2023	65479GAD1	2,540,000.00	AAA	Aaa	07/17/18	07/25/18	2,539,917.70	3.06	3,454.40	2,539,934.77	2,581,075.36
HAROT 2019-1 A3 DTD 02/27/2019 2.830% 03/20/2023	43814WAC9	1,175,000.00	AAA	NR	02/19/19	02/27/19	1,174,968.51	2.83	1,200.78	1,174,971.55	1,191,895.44
HYUNDAI AUTO RECEIVABLES TRUST DTD 04/10/2019 2.660% 06/15/2023	44932NAD2	1,840,000.00	AAA	NR	04/03/19	04/10/19	1,839,757.86	2.67	2,175.29	1,839,771.69	1,859,398.20
HAROT 2019-2 A3 DTD 05/29/2019 2.520% 06/21/2023	43815MAC0	2,290,000.00	NR	Aaa	05/21/19	05/29/19	2,289,914.58	2.52	1,603.00	2,289,916.92	2,315,686.70
NAROT 2019-A A3 DTD 02/13/2019 2.900% 10/15/2023	65479KAD2	2,780,000.00	NR	Aaa	02/05/19	02/13/19	2,779,578.83	2.91	3,583.11	2,779,612.94	2,829,310.25
COPAR 2019-1 A3 DTD 05/30/2019 2.510% 11/15/2023	14042WAC4	1,240,000.00	AAA	Aaa	05/21/19	05/30/19	1,239,748.78	2.52	1,383.29	1,239,751.96	1,254,048.08
NAROT 2019-B A3 DTD 05/28/2019 2.500% 11/15/2023	65479HAC1	2,450,000.00	NR	Aaa	05/21/19	05/28/19	2,449,446.06	2.51	2,722.22	2,449,454.19	2,476,998.76



Managed Account Detail of Securities Held

For the Month Ending **June 30, 2019**

CITY OF STOCKTON RESERVE PORTFOLIO - 81140000											
Security Type/Description			S&P	Moody's	Trade	Settle	Original	YTM	Accrued	Amortized	Market
Dated Date/Coupon/Maturity	CUSIP	Par	Rating	Rating	Date	Date	Cost	at Cost	Interest	Cost	Value
Asset-Backed Security											
CARMX 2019-2 A3 DTD 04/17/2019 2.680% 03/15/2024	14316LAC7	1,525,000.00	AAA	NR	04/09/19	04/17/19	1,524,844.15	2.90	1,816.44	1,524,850.50	1,545,397.79
Security Type Sub-Total		36,898,285.14					36,894,454.73	2.56	39,313.55	36,895,243.54	37,177,080.54
Managed Account Sub-Total		438,188,190.84					436,083,610.06	2.49	2,679,903.39	436,645,734.18	442,906,139.97
Securities Sub-Total		\$438,188,190.84					\$436,083,610.06	2.49%	\$2,679,903.39	\$436,645,734.18	\$442,906,139.97
Accrued Interest											\$2,679,903.39
Total Investments											\$445,586,043.36



Managed Account Fair Market Value & Analytics

For the Month Ending **June 30, 2019**

CITY OF STOCKTON RESERVE PORTFOLIO - 81140000

Security Type/Description	Dated Date/Coupon/Maturity	CUSIP	Par	Broker	Next Call Date	Market Price	Market Value	Unreal G/L On Cost	Unreal G/L Amort Cost	Effective Duration	Duration to Worst at Mkt	YTM
U.S. Treasury Bond / Note												
US TREASURY NOTES	DTD 05/31/2016 1.375% 05/31/2021	912828R77	440,000.00	RBC		99.25	436,700.00	7,614.06	5,870.51	1.88	1.88	1.77
US TREASURY NOTES	DTD 05/31/2016 1.375% 05/31/2021	912828R77	2,440,000.00	TD		99.25	2,421,700.00	8,101.57	(4,880.76)	1.88	1.88	1.77
US TREASURY NOTES	DTD 09/30/2016 1.125% 09/30/2021	912828T34	3,680,000.00	NEW ACCT		98.68	3,631,412.96	13,644.37	(19,423.48)	2.20	2.20	1.73
US TREASURY NOTES	DTD 10/31/2014 2.000% 10/31/2021	912828F96	6,550,000.00	GOLDMAN		100.61	6,589,660.25	147,888.76	109,747.87	2.27	2.27	1.73
US TREASURY NOTES	DTD 03/02/2015 1.750% 02/28/2022	912828J43	4,800,000.00	NEW ACCT		100.06	4,803,000.00	89,796.42	50,723.04	2.58	2.58	1.73
US TREASURY NOTES	DTD 03/31/2017 1.875% 03/31/2022	912828W89	4,745,000.00	BNP_PARI		100.44	4,765,944.43	65,243.46	49,558.11	2.66	2.66	1.71
US TREASURY NOTES	DTD 03/31/2017 1.875% 03/31/2022	912828W89	7,600,000.00	MORGAN_S		100.44	7,633,546.40	282,921.40	223,132.96	2.66	2.66	1.71
US TREASURY NOTES	DTD 03/31/2017 1.875% 03/31/2022	912828W89	8,900,000.00	BNP_PARI		100.44	8,939,284.60	301,765.07	243,750.35	2.66	2.66	1.71
US TREASURY NOTES	DTD 03/31/2017 1.875% 03/31/2022	912828W89	10,000,000.00	GOLDMAN		100.44	10,044,140.00	166,405.62	124,639.90	2.66	2.66	1.71
US TREASURY NOTES	DTD 07/31/2017 1.875% 07/31/2022	912828P4	5,400,000.00	GOLDMAN		100.45	5,424,256.80	57,584.92	46,238.63	2.96	2.96	1.72
US TREASURY NOTES	DTD 07/31/2015 2.000% 07/31/2022	912828X08	9,000,000.00	MORGAN_S		100.83	9,074,529.00	(39,377.25)	1,942.38	2.96	2.96	1.72
US TREASURY NOTES	DTD 09/30/2015 1.750% 09/30/2022	912828L57	4,765,000.00	RBS		100.07	4,768,349.80	197,858.59	151,756.58	3.13	3.13	1.73
US TREASURY NOTES	DTD 09/30/2015 1.750% 09/30/2022	912828L57	5,000,000.00	TD		100.07	5,003,515.00	208,007.19	160,952.55	3.13	3.13	1.73
US TREASURY NOTES	DTD 09/30/2015 1.750% 09/30/2022	912828L57	5,555,000.00	HSBC		100.07	5,558,905.17	51,209.47	35,242.37	3.13	3.13	1.73
US TREASURY N/B NOTES	DTD 10/31/2017 2.000% 10/31/2022	9128283C2	7,475,000.00	MERRILL		100.88	7,540,406.25	314,767.58	253,358.17	3.20	3.20	1.73
US TREASURY NOTES	DTD 12/31/2015 2.125% 12/31/2022	912828N30	4,745,000.00	BNP_PARI		101.36	4,809,688.59	195,546.79	166,337.97	3.36	3.36	1.72
US TREASURY NOTES	DTD 02/01/2016 1.750% 01/31/2023	912828P38	7,100,000.00	MORGAN_S		100.07	7,104,991.30	345,292.08	290,052.89	3.44	3.44	1.73



Managed Account Fair Market Value & Analytics

For the Month Ending **June 30, 2019**

CITY OF STOCKTON RESERVE PORTFOLIO - 81140000

Security Type/Description	Dated Date/Coupon/Maturity	CUSIP	Par	Broker	Next Call Date	Market Price	Market Value	Unreal G/L On Cost	Unreal G/L Amort Cost	Effective Duration	Duration to Worst at Mkt	YTM
U.S. Treasury Bond / Note												
US TREASURY NOTES		912828029	3,850,000.00	TD		99.17	3,817,968.00	109,786.36	97,249.15	3.62	3.62	1.73
DTD 03/31/2016 1.500% 03/31/2023												
US TREASURY NOTES		912828S92	2,375,000.00	NOMURA		98.08	2,329,354.88	54,921.29	49,509.85	3.94	3.94	1.74
DTD 08/01/2016 1.250% 07/31/2023												
US TREASURY NOTES		912828S92	3,875,000.00	RBC		98.08	3,800,526.38	119,427.75	103,549.54	3.94	3.94	1.74
DTD 08/01/2016 1.250% 07/31/2023												
UNITED STATES TREASURY NOTES		9128285D8	3,525,000.00	MERRILL		104.61	3,687,618.83	69,949.88	73,173.22	3.98	3.98	1.74
DTD 10/01/2018 2.875% 09/30/2023												
US TREASURY NOTES		912828WE6	10,925,000.00	TD		104.20	11,384,188.68	348,658.41	355,505.19	4.11	4.11	1.75
DTD 11/15/2013 2.750% 11/15/2023												
US TREASURY NOTES		912828U57	12,075,000.00	BNP_PARI		101.60	12,267,922.28	408,951.58	388,971.38	4.20	4.20	1.75
DTD 11/30/2016 2.125% 11/30/2023												
US TREASURY N/B		9128285U0	460,000.00	MERRILL		103.77	477,321.76	15,956.14	16,060.52	4.24	4.24	1.75
DTD 12/31/2018 2.625% 12/31/2023												
US TREASURY N/B NOTES		912828X70	9,225,000.00	MORGAN_S		101.09	9,325,534.05	58,733.27	59,299.31	4.58	4.58	1.76
DTD 05/01/2017 2.000% 04/30/2024												
Security Type Sub-Total			144,505,000.00				145,640,465.41	3,600,654.78	3,032,318.20	3.27	3.27	1.73
Supra-National Agency Bond / Note												
INTERNATIONAL FINANCE CORPORATION NOTE		45950KCM0	2,215,000.00	JPM_CHAS		100.53	2,226,717.35	18,229.45	15,174.34	1.52	1.52	1.91
DTD 01/25/2018 2.250% 01/25/2021												
INTERNATIONAL FINANCE CORPORATION NOTE		45950VLO7	6,075,000.00	HSBC		100.71	6,117,932.03	47,488.28	45,567.85	1.64	1.64	2.21
DTD 03/16/2018 2.635% 03/09/2021												
INTER-AMERICAN DEVELOPMENT BANK NOTE		4581X0DB1	4,830,000.00	CITIGRP		101.30	4,892,857.62	73,483.62	69,332.77	1.75	1.75	1.89
DTD 04/19/2018 2.625% 04/19/2021												
INTL BANK OF RECONSTRUCTION AND DEV NOTE		459058GH0	5,850,000.00	MORGAN_S		101.85	5,958,119.70	121,808.70	117,667.60	1.98	1.98	1.83
DTD 07/25/2018 2.750% 07/23/2021												
Security Type Sub-Total			18,970,000.00				19,195,626.70	261,010.05	247,742.56	1.76	1.76	1.97



Managed Account Fair Market Value & Analytics

For the Month Ending **June 30, 2019**

CITY OF STOCKTON RESERVE PORTFOLIO - 81140000

Security Type/Description Dated Date/Coupon/Maturity	CUSIP	Par	Broker	Next Call Date	Market Price	Market Value	Unreal G/L On Cost	Unreal G/L Amort Cost	Effective Duration	Duration to Worst at Mkt	YTM
Federal Agency Collateralized Mortgage Obligation											
FNA 2018-M5 A2 DTD 04/01/2018 3.560% 09/25/2021	3136B1XP4	1,988,905.70	JPM_CHAS		101.96	2,027,986.30	(480.73)	13,375.25	1.66	1.14	1.65
FHLMC MULTIFAMILY STRUCTURED P DTD 05/01/2015 2.791% 01/25/2022	3137BHXY8	3,965,000.00	JPM_CHAS		101.43	4,021,814.49	32,033.24	32,680.09	2.37	1.31	1.56
FHLMC MULTIFAMILY STRUCTURED P DTD 11/01/2015 2.716% 06/25/2022	3137BLUR7	1,700,000.00	JPM_CHAS		101.47	1,725,060.55	20,810.55	21,300.46	2.64	1.51	1.63
FHLMC SERIES K721 A2 DTD 12/01/2015 3.090% 08/25/2022	3137BM6P6	2,100,000.00	CITIGRP		102.62	2,154,964.77	37,081.96	42,951.11	2.81	1.60	1.34
Security Type Sub-Total		9,753,905.70				9,929,826.11	89,445.02	110,306.91	2.37	1.37	1.54

Federal Agency Bond / Note											
FNMA NOTES DTD 02/05/2016 1.375% 02/26/2021	3135G0J20	6,400,000.00	NEW ACCT		99.23	6,350,784.00	(37,440.00)	(45,232.19)	1.62	1.62	1.85
FANNIE MAE NOTES DTD 04/13/2018 2.500% 04/13/2021	3135G0U27	2,480,000.00	NOMURA		101.17	2,508,929.20	32,624.40	31,158.65	1.73	1.73	1.83
FANNIE MAE NOTES DTD 01/09/2017 2.000% 01/05/2022	3135G0S38	6,400,000.00	NEW ACCT		100.52	6,433,574.40	38,534.40	36,137.41	2.42	2.42	1.79
FANNIE MAE NOTES DTD 01/11/2019 2.625% 01/11/2022	3135G0U92	4,325,000.00	NOMURA		102.08	4,414,817.28	92,931.28	92,457.09	2.41	2.41	1.78
FREDDIE MAC GLOBAL NOTES DTD 01/13/2012 2.375% 01/13/2022	3137EADB2	6,400,000.00	NEW ACCT		101.48	6,494,553.60	(7,635.20)	41,079.17	2.43	2.43	1.78
FANNIE MAE NOTES DTD 04/10/2017 1.875% 04/05/2022	3135G0T45	7,150,000.00	NEW ACCT		100.18	7,162,812.80	13,892.45	13,407.82	2.67	2.67	1.81
FREDDIE MAC NOTES DTD 06/11/2018 2.750% 06/19/2023	3137EAEN5	5,000,000.00	TD		103.54	5,176,975.00	208,575.00	202,430.85	3.75	3.75	1.82
FREDDIE MAC NOTES DTD 06/11/2018 2.750% 06/19/2023	3137EAEN5	6,825,000.00	TD		103.54	7,066,570.88	264,229.88	259,862.84	3.75	3.75	1.82
FANNIE MAE NOTES DTD 09/14/2018 2.875% 09/12/2023	3135G0U43	12,325,000.00	HSBC		104.15	12,836,401.23	564,152.23	557,803.01	3.92	3.92	1.84
FEDERAL HOME LOAN BANKS NOTES DTD 12/09/2013 3.375% 12/08/2023	3130A0F70	3,425,000.00	DAIWA		106.39	3,643,758.18	116,350.68	124,560.82	4.12	4.12	1.87
FANNIE MAE NOTES DTD 02/08/2019 2.500% 02/05/2024	3135G0V34	2,675,000.00	NOMURA		103.00	2,755,381.08	90,332.08	89,587.63	4.30	4.30	1.82



Managed Account Fair Market Value & Analytics

For the Month Ending **June 30, 2019**

CITY OF STOCKTON RESERVE PORTFOLIO - 81140000

Security Type/Description	Dated Date/Coupon/Maturity	CUSIP	Par	Broker	Next Call Date	Market Price	Market Value	Unreal G/L On Cost	Unreal G/L Amort Cost	Effective Duration	Duration to Worst at Mkt	YTM
Federal Agency Bond / Note												
FHLB BONDS		3130AFW94	760,000.00	BARCLAYS		103.08	783,412.56	26,102.96	25,911.43	4.32	4.32	1.80
DTD 02/15/2019 2.500% 02/13/2024												
Security Type Sub-Total			64,165,000.00				65,627,970.21	1,402,650.16	1,429,164.53	3.08	3.08	1.82
Corporate Note												
HOME DEPOT INC CORP NOTES		437076BQ4	1,800,000.00	NEW ACCT		99.65	1,793,750.40	(5,205.60)	(5,920.76)	0.92	0.92	2.18
DTD 06/05/2017 1.800% 06/05/2020												
AMERICAN HONDA FINANCE CORP NOTES		02665WBT7	845,000.00	BARCLAYS		99.67	842,242.77	(1,903.78)	(2,452.02)	1.03	1.03	2.26
DTD 07/20/2017 1.950% 07/20/2020												
AMERICAN HONDA FINANCE CORP NOTES		02665WBT7	3,155,000.00	MKTX		99.67	3,144,705.24	(12,124.66)	(10,952.33)	1.03	1.03	2.26
DTD 07/20/2017 1.950% 07/20/2020												
AMERICAN EXP (CALLABLE) CREDIT CORP NOTE		0258M0DX4	2,000,000.00	MKTX	08/14/20	100.37	2,007,490.00	29,130.00	18,332.40	1.12	1.09	2.28
DTD 09/14/2015 2.600% 09/14/2020												
MICROSOFT CORP (CALLABLE) NOTES		594918BG8	1,515,000.00	NEW ACCT	10/03/20	99.96	1,514,397.03	609.03	(266.55)	1.27	1.31	2.03
DTD 11/03/2015 2.000% 11/03/2020												
VISA INC (CALLABLE) CORP NOTES		92826CAB8	1,460,000.00	WELLS_FA	11/14/20	100.16	1,462,290.74	23,241.74	13,773.64	1.38	1.34	2.09
DTD 12/14/2015 2.200% 12/14/2020												
TOYOTA MOTOR CREDIT CORP CORP NOTES		89236TFO3	805,000.00	JPM_CHAS		101.37	816,067.95	11,550.95	11,437.54	1.46	1.46	2.13
DTD 01/08/2019 3.050% 01/08/2021												
BRANCH BANKING & TRUST (CALLABLE) NOTES		05531FAZ6	1,945,000.00	MORGAN_S	01/01/21	99.82	1,941,569.02	(2,536.28)	(2,975.42)	1.50	1.54	2.26
DTD 10/26/2017 2.150% 02/01/2021												
IBM CORP NOTES		459200JF9	3,123,000.00	TD		99.98	3,122,469.09	(17,426.34)	(8,392.38)	1.59	1.59	2.26
DTD 02/19/2016 2.250% 02/19/2021												
EXXON MOBIL CORPORATE (CALLABLE) NOTES		30231GAV4	1,415,000.00	NEW ACCT	02/01/21	100.28	1,418,920.97	3,920.97	3,920.97	1.57	1.54	2.05
DTD 03/03/2016 2.222% 03/01/2021												
JP MORGAN CHASE & CO CORP NT (CALLABLE)		46625HQJ2	2,000,000.00	NOMURA	02/01/21	100.35	2,006,982.00	(3,318.00)	2,263.84	1.56	1.53	2.33
DTD 03/01/2016 2.550% 03/01/2021												



Managed Account Fair Market Value & Analytics

For the Month Ending **June 30, 2019**

CITY OF STOCKTON RESERVE PORTFOLIO - 81140000

Security Type/Description	Dated Date/Coupon/Maturity	CUSIP	Par	Broker	Next Call Date	Market Price	Market Value	Unreal G/L On Cost	Unreal G/L Amort Cost	Effective Duration	Duration to Worst at Mkt	YTM
Corporate Note												
EXXON MOBIL CORPORATE (CALLABLE) NOTES	DTD 03/03/2016 2.222% 03/01/2021	30231GAV4	3,078,000.00	NEW ACCT	02/01/21	100.28	3,086,529.14	(45,428.20)	(10,155.77)	1.57	1.54	2.05
TOYOTA MOTOR CREDIT CORP NOTES	DTD 04/13/2018 2.950% 04/13/2021	89236TEU5	3,700,000.00	JPM_CHAS		101.38	3,750,923.10	52,403.10	51,818.13	1.72	1.72	2.16
BANK OF AMERICA CORP NOTE	DTD 04/19/2016 2.625% 04/19/2021	06051GFW4	3,745,000.00	MERRILL		100.62	3,768,342.59	(4,707.46)	8,460.82	1.74	1.74	2.27
GOLDMAN SACHS GRP INC CORP NT (CALLABLE)	DTD 04/19/2016 2.625% 04/19/2021	38141GVU5	3,740,000.00	CSFB	03/25/21	100.34	3,752,716.00	(6,006.44)	2,904.18	1.71	1.68	2.43
STATE STREET CORP NOTES	DTD 04/25/2016 2.625% 04/25/2021	857477AV5	150,000.00	NEW ACCT		99.74	149,609.10	(533.40)	(451.65)	1.84	1.84	2.09
STATE STREET CORP NOTES	DTD 05/19/2016 1.950% 05/19/2021	857477AV5	2,230,000.00	NEW ACCT		99.74	2,224,188.62	(4,651.78)	(5,361.37)	1.84	1.84	2.09
MICROSOFT CORP (CALLABLE) NOTES	DTD 08/08/2016 1.550% 08/08/2021	594918BP8	855,000.00	NEW ACCT	07/08/21	99.15	847,720.53	(5,971.32)	(6,716.82)	2.02	2.05	1.96
MICROSOFT CORP (CALLABLE) NOTES	DTD 08/08/2016 1.550% 08/08/2021	594918BP8	2,125,000.00	NEW ACCT	07/08/21	99.15	2,106,907.75	(15,861.00)	(17,132.71)	2.02	2.05	1.96
PACCAR FINANCIAL CORP	DTD 08/11/2016 1.650% 08/11/2021	69371RN44	1,730,000.00	NEW ACCT		98.92	1,711,362.71	49,386.31	13,934.80	2.05	2.05	2.17
ORACLE CORP (CALLABLE) NOTES	DTD 07/07/2016 1.900% 09/15/2021	68389XBK0	4,100,000.00	NEW ACCT	08/15/21	99.49	4,079,245.80	71,044.80	22,739.05	2.11	2.14	2.14
CISCO SYSTEMS INC CORP (CALLABLE) NOTES	DTD 09/20/2016 1.850% 09/20/2021	17275RBJ0	4,000,000.00	MIZUHO	08/20/21	99.41	3,976,512.00	124,632.00	79,312.40	2.12	2.15	2.12
CITIGROUP INC CORP (CALLABLE) NOTE	DTD 12/08/2016 2.900% 12/08/2021	172967LC3	3,745,000.00	MORGAN_S	11/08/21	101.04	3,783,839.40	13,261.05	23,282.45	2.29	2.26	2.46
JOHN DEERE CAPITAL CORP NOTES	DTD 01/06/2017 2.650% 01/06/2022	24422ETL3	875,000.00	NEW ACCT		101.07	884,396.63	7,340.38	8,276.41	2.39	2.39	2.21
JOHN DEERE CAPITAL CORP NOTES	DTD 01/06/2017 2.650% 01/06/2022	24422ETL3	1,000,000.00	NEW ACCT		101.07	1,010,739.00	7,499.00	8,978.60	2.39	2.39	2.21
JOHN DEERE CAPITAL CORP NOTES	DTD 01/06/2017 2.650% 01/06/2022	24422ETL3	3,000,000.00	NEW ACCT		101.07	3,032,217.00	21,297.00	26,285.25	2.39	2.39	2.21



Managed Account Fair Market Value & Analytics

For the Month Ending **June 30, 2019**

CITY OF STOCKTON RESERVE PORTFOLIO - 81140000

Security Type/Description	Dated Date/Coupon/Maturity	CUSIP	Par	Broker	Next Call Date	Market Price	Market Value	Unreal G/L On Cost	Unreal G/L Amort Cost	Effective Duration	Duration to Worst at Mkt	YTM
Corporate Note												
US BANCORP (CALLABLE) NOTES DTD 01/24/2017 2.625% 01/24/2022		91159HHP8	2,000,000.00	NEW ACCT	12/23/21	101.07	2,021,380.00	24,820.00	23,200.46	2.40	2.37	2.19
AMERICAN EXPRESS CREDIT (CALLABLE) NOTES DTD 03/03/2017 2.700% 03/03/2022		0258M0EG0	2,000,000.00	BNP_PARI	01/31/22	101.07	2,021,364.00	2,044.00	10,103.66	2.50	2.47	2.29
WALT DISNEY COMPANY CORP NOTES DTD 03/06/2017 2.450% 03/04/2022		25468PDO6	4,000,000.00	WELLS_FA		100.82	4,032,964.00	(14,956.00)	4,642.72	2.56	2.56	2.13
INTEL CORP (CALLABLE) NOTES DTD 05/11/2017 2.350% 05/11/2022		458140BB5	4,000,000.00	US_BANCO	04/11/22	100.80	4,031,800.00	29,320.00	30,263.16	2.70	2.67	2.06
APPLE INC CORP (CALLABLE) NOTE DTD 05/11/2017 2.300% 05/11/2022		037833CO1	6,000,000.00	CSFB	04/11/22	100.69	6,041,106.00	49,086.00	45,886.92	2.71	2.67	2.05
UNITED PARCEL SERVICE (CALLABLE) NOTES DTD 05/16/2017 2.350% 05/16/2022		911312BC9	4,000,000.00	HSBC	04/16/22	100.60	4,024,116.00	11,236.00	16,343.76	2.72	2.69	2.13
HOME DEPOT INC CORP (CALLABLE) NOTES DTD 06/02/2015 2.625% 06/01/2022		437076BG6	2,000,000.00	US_BANCO	05/01/22	101.70	2,034,086.00	4,706.00	16,333.00	2.75	2.72	2.02
VISA INC (CALLABLE) NOTE DTD 09/11/2017 2.150% 09/15/2022		92826CAG7	2,000,000.00	US_BANCO	08/15/22	100.42	2,008,374.00	91,194.00	72,087.30	3.03	2.99	2.01
BANK OF NY MELLON CORP CORP NOTES DTD 08/13/2018 3.450% 08/11/2023		06406RAJ6	6,735,000.00	HSBC		104.28	7,023,143.51	208,401.11	215,242.99	3.78	3.78	2.35
US BANK NA CINCINNATI CORP NOTES DTD 02/04/2019 3.375% 02/05/2024		91159HHV5	2,125,000.00	KEYBANC		104.64	2,223,561.75	52,364.25	54,487.42	4.20	4.20	2.31
PFIZER INC CORP NOTES DTD 03/11/2019 2.950% 03/15/2024		717081ES8	6,400,000.00	SUNTRUST		103.09	6,597,971.20	35,219.20	37,513.15	4.35	4.35	2.25
MASTERCARD INC CORP NOTES DTD 03/31/2014 3.375% 04/01/2024		57636OAB0	4,250,000.00	US_BANCO		105.59	4,487,515.50	98,753.00	105,073.56	4.36	4.36	2.13
Security Type Sub-Total			103,646,000.00				104,783,516.54	881,829.63	856,120.80	2.45	2.44	2.19
Certificate of Deposit												
CREDIT SUISSE NEW YORK CERT DEPOS DTD 02/08/2018 2.670% 02/07/2020		22549LFR1	4,030,000.00	CSFB		100.27	4,040,997.87	10,997.87	10,997.87	0.59	0.59	2.19



Managed Account Fair Market Value & Analytics

For the Month Ending **June 30, 2019**

CITY OF STOCKTON RESERVE PORTFOLIO - 81140000

Security Type/Description	Dated Date/Coupon/Maturity	CUSIP	Par	Broker	Next Call Date	Market Price	Market Value	Unreal G/L On Cost	Unreal G/L Amort Cost	Effective Duration	Duration to Worst at Mkt	YTM
Certificate of Deposit												
NORDEA BANK AB NY CD	DTD 02/22/2018 2.720% 02/20/2020	65590ASN7	6,060,000.00	GOLDMAN		100.36	6,081,773.58	21,773.58	21,773.58	0.63	0.63	2.15
UBS AG STAMFORD CT LT CD	DTD 03/06/2018 2.900% 03/02/2020	90275DHG8	6,000,000.00	UBS		100.44	6,026,550.00	26,550.00	26,550.00	0.66	0.66	2.26
CANADIAN IMP BK COMM NY FLT CERT DEPOS	DTD 04/10/2018 2.984% 04/10/2020	13606BVF0	4,055,000.00	MERRILL		100.21	4,063,653.37	8,653.37	8,653.37	0.03	0.76	2.76
BANK OF NOVA SCOTIA HOUSTON CD	DTD 06/07/2018 3.080% 06/05/2020	06417GU22	7,000,000.00	GOLDMAN		100.84	7,058,716.00	61,376.00	59,977.33	0.91	0.91	2.16
WESTPAC BANKING CORP NY CD	DTD 08/07/2017 2.050% 08/03/2020	96121T4A3	6,735,000.00	JPM_CHAS		99.86	6,725,591.21	(9,408.79)	(9,408.79)	1.08	1.08	2.09
BANK OF MONTREAL CHICAGO CERT DEPOS	DTD 08/03/2018 3.190% 08/03/2020	06370REU9	7,000,000.00	BMO		100.70	7,048,678.00	48,678.00	48,678.00	1.05	1.05	2.58
SWEDBANK (NEW YORK) CERT DEPOS	DTD 11/17/2017 2.270% 11/16/2020	87019U6D6	7,555,000.00	MERRILL		99.71	7,532,727.86	(22,272.14)	(22,272.14)	1.35	1.35	2.51
MUFG BANK LTD/NY CERT DEPOS	DTD 02/28/2019 2.970% 02/26/2021	55379WZT6	3,760,000.00	MITSU		101.54	3,817,929.94	57,929.94	57,929.94	1.61	1.61	2.05
CREDIT AGRICOLE CIB NY CERT DEPOS	DTD 04/04/2019 2.830% 04/02/2021	22535CDU2	4,055,000.00	CREDAG		100.52	4,075,984.63	20,984.63	20,984.63	1.70	1.70	2.55
ROYAL BANK OF CANADA NY CD	DTD 06/08/2018 3.240% 06/07/2021	78012UEE1	4,000,000.00	RBC		101.98	4,079,052.00	79,052.00	79,052.00	1.87	1.87	2.19
Security Type Sub-Total			60,250,000.00				60,551,654.46	304,314.46	302,915.79	1.03	1.08	2.32
Asset-Backed Security												
HONDA ABS 2016-2 A3	DTD 05/31/2016 1.390% 04/15/2020	43814QAC2	6,658.16	NEW ACCT		99.94	6,653.97	(4.06)	(4.17)	0.05	0.46	1.53
HAROT 2017-4 A3	DTD 11/29/2017 2.050% 11/21/2021	43813FAC7	1,884,754.46	BARCLAYS		99.87	1,882,268.66	(2,220.24)	(2,322.71)	0.70	1.21	2.16
TAOT 2017-D A3	DTD 11/15/2017 1.930% 01/15/2022	89238KAD4	2,340,000.00	JPM_CHAS		99.78	2,334,739.45	(5,044.80)	(5,126.73)	0.84	1.28	2.11
HYUNDAI ABS 2017-B A3	DTD 08/16/2017 1.770% 01/15/2022	44932GAD7	4,117,642.76	CITIGRP		99.72	4,106,238.95	(10,690.22)	(10,985.21)	0.65	1.28	1.99



Managed Account Fair Market Value & Analytics

For the Month Ending **June 30, 2019**

CITY OF STOCKTON RESERVE PORTFOLIO - 81140000

Security Type/Description Dated Date/Coupon/Maturity	CUSIP	Par	Broker	Next Call Date	Market Price	Market Value	Unreal G/L On Cost	Unreal G/L Amort Cost	Effective Duration	Duration to Worst at Mkt	YTM
Asset-Backed Security											
ALLYA 2017-5 A3 DTD 11/22/2017 1.990% 03/15/2022	02007YAC8	2,769,229.76	CITIGRP		99.85	2,765,152.62	(3,862.25)	(3,939.98)	0.57	1.36	2.10
TAOT 2018-A A3 DTD 01/31/2018 2.350% 05/16/2022	89238BAD4	1,950,000.00	MITSU		100.18	1,953,580.79	3,603.21	3,595.28	1.03	1.44	2.22
HART 2018-A A3 DTD 04/18/2018 2.790% 07/15/2022	44891KAD7	1,330,000.00	BARCLAYS		100.84	1,341,132.23	11,332.53	11,277.68	1.27	1.52	2.24
MBART 2018-1 A3 DTD 07/25/2018 3.030% 01/15/2023	58772RAD6	2,710,000.00	BNP_PARI		101.34	2,746,343.27	36,447.33	36,425.36	1.34	1.76	2.27
ALLYA 2018-3 A3 DTD 06/27/2018 3.000% 01/15/2023	02007JAC1	3,950,000.00	BARCLAYS		100.94	3,987,160.02	37,430.20	37,371.42	1.13	1.76	2.47
NAROT 2018-B A3 DTD 07/25/2018 3.060% 03/15/2023	65479GAD1	2,540,000.00	SOCGEN		101.62	2,581,075.36	41,157.66	41,140.59	1.69	1.85	2.19
HAROT 2019-1 A3 DTD 02/27/2019 2.830% 03/20/2023	43814WAC9	1,175,000.00	MERRILL		101.44	1,191,895.44	16,926.93	16,923.89	2.12	1.86	2.06
HYUNDAI AUTO RECEIVABLES TRUST DTD 04/10/2019 2.660% 06/15/2023	44932NAD2	1,840,000.00	SOCGEN		101.05	1,859,398.20	19,640.34	19,626.51	2.04	1.97	2.13
HAROT 2019-2 A3 DTD 05/29/2019 2.520% 06/21/2023	43815MAC0	2,290,000.00	JPM_CHAS		101.12	2,315,686.70	25,772.12	25,769.78	2.13	1.99	1.96
NAROT 2019-A A3 DTD 02/13/2019 2.900% 10/15/2023	65479KAD2	2,780,000.00	MITSU		101.77	2,829,310.25	49,731.42	49,697.31	2.14	2.13	2.07
COPAR 2019-1 A3 DTD 05/30/2019 2.510% 11/15/2023	14042WAC4	1,240,000.00	JPM_CHAS		101.13	1,254,048.08	14,299.30	14,296.12	2.28	2.17	1.99
NAROT 2019-B A3 DTD 05/28/2019 2.500% 11/15/2023	65479HAC1	2,450,000.00	WELLS_FA		101.10	2,476,998.76	27,552.70	27,544.57	2.23	2.17	1.99
CARMX 2019-2 A3 DTD 04/17/2019 2.680% 03/15/2024	14316LAC7	1,525,000.00	RBC		101.34	1,545,397.79	20,553.64	20,547.29	2.39	2.33	2.11
Security Type Sub-Total		36,898,285.14				37,177,080.54	282,625.81	281,837.00	1.43	1.72	2.14
Managed Account Sub-Total		438,188,190.84				442,906,139.97	6,822,529.91	6,260,405.79	2.50	2.51	1.97



Managed Account Fair Market Value & Analytics

For the Month Ending **June 30, 2019**

CITY OF STOCKTON RESERVE PORTFOLIO - 81140000

Securities Sub-Total	\$438,188,190.84	\$442,906,139.97	\$6,822,529.91	\$6,260,405.79	2.50	2.51	1.97%
Accrued Interest		\$2,679,903.39					
Total Investments		\$445,586,043.36					



Managed Account Security Transactions & Interest

For the Month Ending **June 30, 2019**

CITY OF STOCKTON RESERVE PORTFOLIO - 81140000

Transaction Type	Trade	Settle	Security Description	CUSIP	Par	Principal Proceeds	Accrued Interest	Total	Realized G/L Cost	Realized G/L Amort Cost	Sale Method
BUY											
	06/03/19	06/05/19	PFIZER INC CORP NOTES DTD 03/11/2019 2.950% 03/15/2024	717081ES8	6,400,000.00	(6,562,752.00)	(44,053.33)	(6,606,805.33)			
	06/03/19	06/05/19	US TREASURY N/B NOTES DTD 05/01/2017 2.000% 04/30/2024	912828X70	9,225,000.00	(9,266,800.78)	(18,048.91)	(9,284,849.69)			
Transaction Type Sub-Total					15,625,000.00	(15,829,552.78)	(62,102.24)	(15,891,655.02)			

INTEREST											
	06/01/19	06/01/19	HOME DEPOT INC CORP (CALLABLE) NOTES DTD 06/02/2015 2.625% 06/01/2022	437076BG6	2,000,000.00	0.00	26,250.00	26,250.00			
	06/01/19	06/25/19	FHLMC MULTIFAMILY STRUCTURED P DTD 11/01/2015 2.716% 06/25/2022	3137BLUR7	1,700,000.00	0.00	3,847.67	3,847.67			
	06/01/19	06/25/19	FNA 2018-M5 A2 DTD 04/01/2018 3.560% 09/25/2021	3136B1XP4	1,996,086.55	0.00	5,929.82	5,929.82			
	06/01/19	06/25/19	FHLMC SERIES K721 A2 DTD 12/01/2015 3.090% 08/25/2022	3137BM6P6	2,100,000.00	0.00	5,407.50	5,407.50			
	06/01/19	06/25/19	FHLMC MULTIFAMILY STRUCTURED P DTD 05/01/2015 2.791% 01/25/2022	3137BHXY8	3,965,000.00	0.00	9,221.93	9,221.93			
	06/03/19	06/03/19	MONEY MARKET FUND	MONEY0002	0.00	0.00	737.79	737.79			
	06/05/19	06/05/19	BANK OF NOVA SCOTIA HOUSTON CD DTD 06/07/2018 3.080% 06/05/2020	06417GU22	7,000,000.00	0.00	107,800.00	107,800.00			
	06/05/19	06/05/19	HOME DEPOT INC CORP NOTES DTD 06/05/2017 1.800% 06/05/2020	437076BQ4	1,800,000.00	0.00	16,200.00	16,200.00			
	06/07/19	06/07/19	ROYAL BANK OF CANADA NY CD DTD 06/08/2018 3.240% 06/07/2021	78012UEE1	4,000,000.00	0.00	64,800.00	64,800.00			
	06/08/19	06/08/19	FEDERAL HOME LOAN BANKS NOTES DTD 12/09/2013 3.375% 12/08/2023	3130A0F70	3,425,000.00	0.00	57,796.88	57,796.88			
	06/08/19	06/08/19	CITIGROUP INC CORP (CALLABLE) NOTE DTD 12/08/2016 2.900% 12/08/2021	172967LC3	3,745,000.00	0.00	54,302.50	54,302.50			
	06/14/19	06/14/19	VISA INC (CALLABLE) CORP NOTES DTD 12/14/2015 2.200% 12/14/2020	92826CAB8	1,460,000.00	0.00	16,060.00	16,060.00			
	06/15/19	06/15/19	TAOT 2017-D A3 DTD 11/15/2017 1.930% 01/15/2022	89238KAD4	2,340,000.00	0.00	3,763.50	3,763.50			



Managed Account Security Transactions & Interest

For the Month Ending **June 30, 2019**

CITY OF STOCKTON RESERVE PORTFOLIO - 81140000

Transaction Type		Security Description	CUSIP	Par	Principal Proceeds	Accrued Interest	Total	Realized G/L Cost	Realized G/L Amort Cost	Sale Method
Trade	Settle									
INTEREST										
06/15/19	06/15/19	HYUNDAI ABS 2017-B A3 DTD 08/16/2017 1.770% 01/15/2022	44932GAD7	4,185,000.00	0.00	6,172.88	6,172.88			
06/15/19	06/15/19	HYUNDAI AUTO RECEIVABLES TRUST DTD 04/10/2019 2.660% 06/15/2023	44932NAD2	1,840,000.00	0.00	4,078.67	4,078.67			
06/15/19	06/15/19	TAOT 2018-A A3 DTD 01/31/2018 2.350% 05/16/2022	89238BAD4	1,950,000.00	0.00	3,818.75	3,818.75			
06/15/19	06/15/19	ALLYA 2018-3 A3 DTD 06/27/2018 3.000% 01/15/2023	02007JAC1	3,950,000.00	0.00	9,875.00	9,875.00			
06/15/19	06/15/19	HART 2018-A A3 DTD 04/18/2018 2.790% 07/15/2022	44891KAD7	1,330,000.00	0.00	3,092.25	3,092.25			
06/15/19	06/15/19	NAROT 2018-B A3 DTD 07/25/2018 3.060% 03/15/2023	65479GAD1	2,540,000.00	0.00	6,477.00	6,477.00			
06/15/19	06/15/19	NAROT 2019-B A3 DTD 05/28/2019 2.500% 11/15/2023	65479HAC1	2,450,000.00	0.00	2,892.36	2,892.36			
06/15/19	06/15/19	CARMX 2019-2 A3 DTD 04/17/2019 2.680% 03/15/2024	14316LAC7	1,525,000.00	0.00	3,405.83	3,405.83			
06/15/19	06/15/19	HONDA ABS 2016-2 A3 DTD 05/31/2016 1.390% 04/15/2020	43814QAC2	72,568.11	0.00	84.06	84.06			
06/15/19	06/15/19	COPAR 2019-1 A3 DTD 05/30/2019 2.510% 11/15/2023	14042WAC4	1,240,000.00	0.00	1,296.83	1,296.83			
06/15/19	06/15/19	MBART 2018-1 A3 DTD 07/25/2018 3.030% 01/15/2023	58772RAD6	2,710,000.00	0.00	6,842.75	6,842.75			
06/15/19	06/15/19	NAROT 2019-A A3 DTD 02/13/2019 2.900% 10/15/2023	65479KAD2	2,780,000.00	0.00	6,718.33	6,718.33			
06/15/19	06/15/19	ALLYA 2017-5 A3 DTD 11/22/2017 1.990% 03/15/2022	02007YAC8	2,930,000.00	0.00	4,858.92	4,858.92			
06/18/19	06/18/19	HAROT 2019-1 A3 DTD 02/27/2019 2.830% 03/20/2023	43814WAC9	1,175,000.00	0.00	2,771.04	2,771.04			
06/19/19	06/19/19	FREDDIE MAC NOTES DTD 06/11/2018 2.750% 06/19/2023	3137EAEN5	6,825,000.00	0.00	93,843.75	93,843.75			
06/19/19	06/19/19	FREDDIE MAC NOTES DTD 06/11/2018 2.750% 06/19/2023	3137EAEN5	5,000,000.00	0.00	68,750.00	68,750.00			
06/21/19	06/21/19	HAROT 2019-2 A3 DTD 05/29/2019 2.520% 06/21/2023	43815MAC0	2,290,000.00	0.00	3,526.60	3,526.60			



Managed Account Security Transactions & Interest

For the Month Ending **June 30, 2019**

CITY OF STOCKTON RESERVE PORTFOLIO - 81140000

Transaction Type		Security Description	CUSIP	Par	Principal Proceeds	Accrued Interest	Total	Realized G/L Cost	Realized G/L Amort Cost	Sale Method
Trade	Settle									
INTEREST										
06/21/19	06/21/19	HAROT 2017-4 A3 DTD 11/29/2017 2.050% 11/21/2021	43813FAC7	2,018,496.86	0.00	3,448.27	3,448.27			
06/30/19	06/30/19	US TREASURY N/B DTD 12/31/2018 2.625% 12/31/2023	9128285U0	460,000.00	0.00	6,037.50	6,037.50			
06/30/19	06/30/19	US TREASURY NOTES DTD 12/31/2015 2.125% 12/31/2022	912828N30	4,745,000.00	0.00	50,415.63	50,415.63			
Transaction Type Sub-Total				87,547,151.52	0.00	660,524.01	660,524.01			
PAYDOWNS										
06/01/19	06/25/19	FNA 2018-M5 A2 DTD 04/01/2018 3.560% 09/25/2021	3136B1XP4	7,180.85	7,180.85	0.00	7,180.85	(142.83)	0.00	
06/15/19	06/15/19	HONDA ABS 2016-2 A3 DTD 05/31/2016 1.390% 04/15/2020	43814QAC2	65,909.95	65,909.95	0.00	65,909.95	1.28	0.00	
06/15/19	06/15/19	ALLYA 2017-5 A3 DTD 11/22/2017 1.990% 03/15/2022	02007YAC8	160,770.24	160,770.24	0.00	160,770.24	12.48	0.00	
06/15/19	06/15/19	HYUNDAI ABS 2017-B A3 DTD 08/16/2017 1.770% 01/15/2022	44932GAD7	67,357.24	67,357.24	0.00	67,357.24	11.67	0.00	
06/21/19	06/21/19	HAROT 2017-4 A3 DTD 11/29/2017 2.050% 11/21/2021	43813FAC7	133,742.40	133,742.40	0.00	133,742.40	18.84	0.00	
Transaction Type Sub-Total				434,960.68	434,960.68	0.00	434,960.68	(98.56)	0.00	
SELL										
06/03/19	06/05/19	WELLS FARGO & CO CORP BONDS DTD 02/02/2015 2.150% 01/30/2020	94974BGF1	1,985,000.00	1,980,116.90	14,818.58	1,994,935.48	(2,183.50)	(4,513.59)	FIFO
06/03/19	06/05/19	WELLS FARGO & CO CORP BONDS DTD 02/02/2015 2.150% 01/30/2020	94974BGF1	1,500,000.00	1,496,310.00	11,197.91	1,507,507.91	(5,610.00)	(4,143.23)	FIFO
06/03/19	06/05/19	WELLS FARGO & CO CORP BONDS DTD 02/02/2015 2.150% 01/30/2020	94974BGF1	675,000.00	673,339.50	5,039.06	678,378.56	6,439.50	(457.07)	FIFO
06/03/19	06/05/19	WELLS FARGO & CO CORP BONDS DTD 02/02/2015 2.150% 01/30/2020	94974BGF1	500,000.00	498,770.00	3,732.64	502,502.64	4,415.00	(380.45)	FIFO
06/03/19	06/05/19	US TREASURY NOTES DTD 02/29/2016 1.125% 02/28/2021	912828P87	6,475,000.00	6,384,198.24	19,200.66	6,403,398.90	6,576.17	(41,951.19)	FIFO



Managed Account Security Transactions & Interest

For the Month Ending **June 30, 2019**

CITY OF STOCKTON RESERVE PORTFOLIO - 81140000

Transaction Type		Security Description	CUSIP	Par	Principal Proceeds	Accrued Interest	Total	Realized G/L Cost	Realized G/L Amort Cost	Sale Method
Trade	Settle									
SELL										
06/03/19	06/05/19	WELLS FARGO & CO CORP BONDS DTD 02/02/2015 2.150% 01/30/2020	94974BGF1	500,000.00	498,770.00	3,732.64	502,502.64	(1,230.00)	(1,230.00)	FIFO
06/03/19	06/05/19	BERKSHIRE HATHAWAY INC CORPORATE NOTES DTD 08/15/2016 1.300% 08/15/2019	084664CK5	1,095,000.00	1,092,404.85	4,349.58	1,096,754.43	(1,533.00)	(2,525.16)	FIFO
06/03/19	06/05/19	US TREASURY NOTES DTD 02/28/2014 2.000% 02/28/2021	912828B90	2,885,000.00	2,887,930.08	15,208.97	2,903,139.05	(78,107.52)	(26,744.02)	FIFO
Transaction Type Sub-Total				15,615,000.00	15,511,839.57	77,280.04	15,589,119.61	(71,233.35)	(81,944.71)	
Managed Account Sub-Total					117,247.47	675,701.81	792,949.28	(71,331.91)	(81,944.71)	
Total Security Transactions					\$117,247.47	\$675,701.81	\$792,949.28	(\$71,331.91)	(\$81,944.71)	