



Account Statement

For the Month Ending **May 31, 2019**

Consolidated Summary Statement

CITY OF STOCKTON

Portfolio Summary

| Portfolio Holdings | Cash Dividends and Income | Closing Market Value |
|---------------------------------|---------------------------|-------------------------|
| PFM Managed Account | 622,157.69 | 440,816,678.34 |
| State Pool | 0.00 | 10,000,000.00 |
| CAMP Pool | 0.00 | 95,176,307.73 |
| Idle Funds in Reserve Portfolio | 0.00 | 319,868.59 |
| BoW Main Account | 0.00 | 38,507,097.10 |
| Total | \$622,157.69 | \$584,819,951.76 |

Investment Allocation

| Investment Type | Closing Market Value | Percent |
|--|----------------------|---------|
| Asset-Backed Security | 37,519,276.31 | 6.42 |
| Certificate of Deposit | 60,372,829.62 | 10.32 |
| Corporate Note | 103,794,237.47 | 17.75 |
| Federal Agency Collateralized Mortgage Obligatio | 9,914,726.88 | 1.70 |
| Federal Agency Bond / Note | 65,312,604.10 | 11.17 |
| Supra-National Agency Bond / Note | 19,136,080.75 | 3.27 |
| U.S. Treasury Bond / Note | 144,766,923.21 | 24.76 |
| State Pool | 10,000,000.00 | 1.71 |
| CAMP Pool | 95,176,307.73 | 16.27 |
| Idle Funds in Reserve Portfolio | 319,868.59 | 0.05 |
| BoW Main Account | 38,507,097.10 | 6.58 |

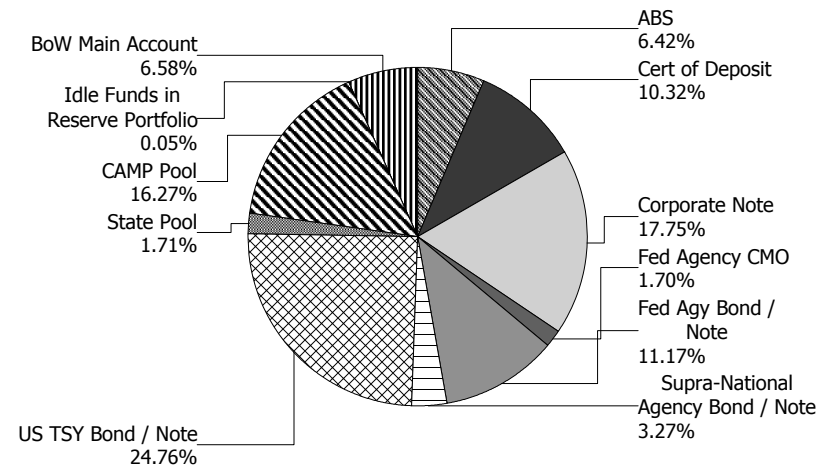
Total **\$584,819,951.76** **100.00%**

Maturity Distribution (Fixed Income Holdings)

| Portfolio Holdings | Closing Market Value | Percent |
|--------------------|-------------------------|----------------|
| Under 30 days | 144,003,273.42 | 24.63 |
| 31 to 60 days | 0.00 | 0.00 |
| 61 to 90 days | 1,092,148.62 | 0.19 |
| 91 to 180 days | 0.00 | 0.00 |
| 181 days to 1 year | 25,409,300.17 | 4.34 |
| 1 to 2 years | 104,091,588.32 | 17.80 |
| 2 to 3 years | 146,169,901.66 | 24.99 |
| 3 to 4 years | 72,501,201.35 | 12.40 |
| 4 to 5 years | 91,552,538.22 | 15.65 |
| Over 5 years | 0.00 | 0.00 |
| Total | \$584,819,951.76 | 100.00% |

Weighted Average Days to Maturity **758**

Sector Allocation





Managed Account Summary Statement

For the Month Ending **May 31, 2019**

CITY OF STOCKTON RESERVE PORTFOLIO - 81140000

Transaction Summary - Managed Account

| | |
|-----------------------------|-------------------------|
| Opening Market Value | \$436,580,917.00 |
| Maturities/Calls | (193,118.26) |
| Principal Dispositions | (12,233,736.82) |
| Principal Acquisitions | 13,586,559.62 |
| Unsettled Trades | 0.00 |
| Change in Current Value | 3,076,056.80 |
| Closing Market Value | \$440,816,678.34 |

Cash Transactions Summary - Managed Account

| | |
|---------------------------------|-----------------|
| Maturities/Calls | 0.00 |
| Sale Proceeds | 12,267,113.57 |
| Coupon/Interest/Dividend Income | 669,029.74 |
| Principal Payments | 193,118.26 |
| Security Purchases | (13,601,845.12) |
| Net Cash Contribution | (19,209.54) |
| Reconciling Transactions | 0.00 |

Earnings Reconciliation (Cash Basis) - Managed Account

| | |
|---|---------------------|
| Interest/Dividends/Coupons Received | 702,406.49 |
| Less Purchased Interest Related to Interest/Coupons | (15,285.50) |
| Plus Net Realized Gains/Losses | (64,963.30) |
| Total Cash Basis Earnings | \$622,157.69 |

Cash Balance

Closing Cash Balance **\$319,868.59**

Earnings Reconciliation (Accrual Basis)

| | Total |
|--|---------------------|
| Ending Amortized Value of Securities | 436,801,782.31 |
| Ending Accrued Interest | 2,498,189.13 |
| Plus Proceeds from Sales | 12,267,113.57 |
| Plus Proceeds of Maturities/Calls/Principal Payments | 193,118.26 |
| Plus Coupons/Dividends Received | 669,029.74 |
| Less Cost of New Purchases | (13,601,845.12) |
| Less Beginning Amortized Value of Securities | (435,714,693.64) |
| Less Beginning Accrued Interest | (2,333,253.59) |
| Total Accrual Basis Earnings | \$779,440.66 |



Portfolio Summary and Statistics

For the Month Ending **May 31, 2019**

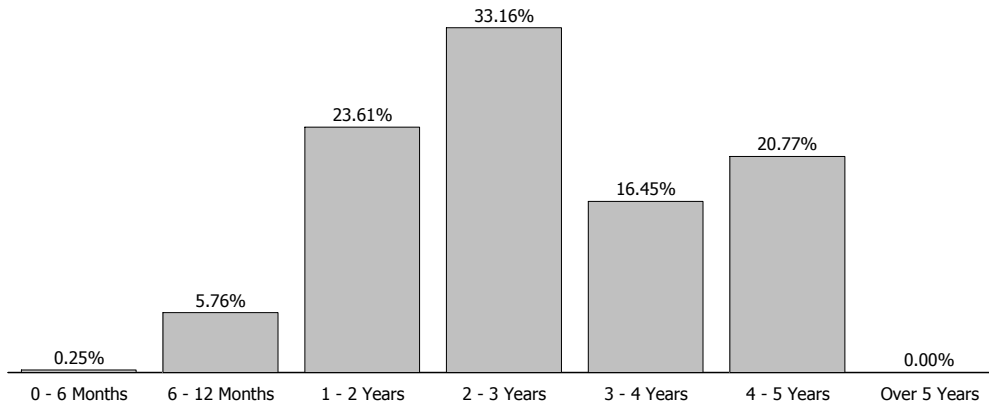
CITY OF STOCKTON RESERVE PORTFOLIO - 81140000

Account Summary

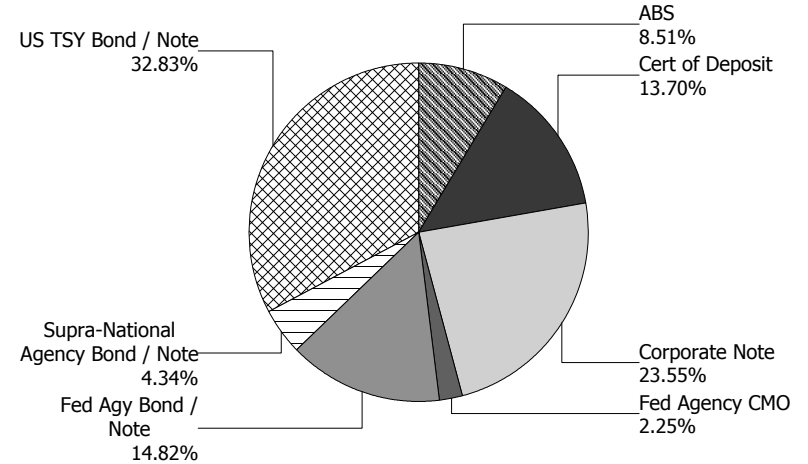
| Description | Par Value | Market Value | Percent |
|---|-----------------------|-----------------------|----------------|
| U.S. Treasury Bond / Note | 144,640,000.00 | 144,766,923.21 | 32.83 |
| Supra-National Agency Bond / Note | 18,970,000.00 | 19,136,080.75 | 4.34 |
| Federal Agency Collateralized Mortgage Obligation | 9,761,086.55 | 9,914,726.88 | 2.25 |
| Federal Agency Bond / Note | 64,165,000.00 | 65,312,604.10 | 14.82 |
| Corporate Note | 103,501,000.00 | 103,794,237.47 | 23.55 |
| Certificate of Deposit | 60,250,000.00 | 60,372,829.62 | 13.70 |
| Asset-Backed Security | 37,326,064.97 | 37,519,276.31 | 8.51 |
| Managed Account Sub-Total | 438,613,151.52 | 440,816,678.34 | 100.00% |
| Accrued Interest | | 2,498,189.13 | |
| Total Portfolio | 438,613,151.52 | 443,314,867.47 | |

Unsettled Trades **0.00** **0.00**

Maturity Distribution



Sector Allocation



Characteristics

| | |
|-----------------------------------|-------|
| Yield to Maturity at Cost | 2.47% |
| Yield to Maturity at Market | 2.18% |
| Duration to Worst | 2.46 |
| Weighted Average Days to Maturity | 1006 |



Managed Account Issuer Summary

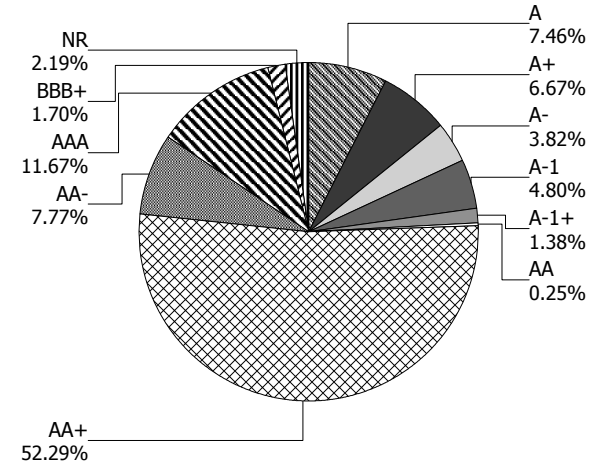
For the Month Ending **May 31, 2019**

CITY OF STOCKTON RESERVE PORTFOLIO - 81140000

Issuer Summary

| Issuer | Market Value of Holdings | Percent |
|-------------------------------------|--------------------------|---------|
| ALLY AUTO RECEIVABLES TRUST | 6,910,007.51 | 1.57 |
| AMERICAN EXPRESS CO | 4,011,264.00 | 0.91 |
| AMERICAN HONDA FINANCE | 3,978,500.01 | 0.90 |
| APPLE INC | 5,995,452.00 | 1.36 |
| BANK OF AMERICA CO | 3,754,665.85 | 0.85 |
| BANK OF MONTREAL | 7,028,812.00 | 1.59 |
| BANK OF NOVA SCOTIA | 7,043,694.00 | 1.60 |
| BB&T CORPORATION | 1,933,164.68 | 0.44 |
| BERKSHIRE HATHAWAY INC | 1,092,148.62 | 0.25 |
| CANADIAN IMPERIAL BANK OF COMMERCE | 4,064,488.70 | 0.92 |
| CAPITAL ONE PRIME AUTO REC TRUST | 1,249,493.07 | 0.28 |
| CARMAX AUTO OWNER TRUST | 1,543,840.16 | 0.35 |
| CISCO SYSTEMS INC | 3,948,084.00 | 0.90 |
| CITIGROUP INC | 3,757,579.46 | 0.85 |
| CREDIT AGRICOLE SA | 4,055,312.24 | 0.92 |
| CREDIT SUISSE GROUP | 4,034,348.37 | 0.92 |
| DEERE & COMPANY | 4,900,442.63 | 1.11 |
| EXXON MOBIL CORP | 4,489,643.73 | 1.02 |
| FANNIE MAE | 44,296,414.05 | 10.04 |
| FEDERAL HOME LOAN BANKS | 4,407,734.47 | 1.00 |
| FREDDIE MAC | 26,523,182.46 | 6.02 |
| GOLDMAN SACHS GROUP INC | 3,738,664.82 | 0.85 |
| HOME DEPOT INC | 3,802,375.00 | 0.86 |
| HONDA AUTO RECEIVABLES | 5,585,587.84 | 1.27 |
| HYUNDAI AUTO RECEIVABLES | 7,362,263.91 | 1.67 |
| IBM CORP | 3,113,181.29 | 0.71 |
| INTEL CORPORATION | 3,995,124.00 | 0.91 |
| INTER-AMERICAN DEVELOPMENT BANK | 4,879,531.65 | 1.11 |
| INTERNATIONAL FINANCE CORPORATION | 8,316,043.75 | 1.89 |
| INTL BANK OF RECONSTRUCTION AND DEV | 5,940,505.35 | 1.35 |
| JP MORGAN CHASE & CO | 1,996,872.00 | 0.45 |
| MASTERCARD INC | 4,421,942.25 | 1.00 |

Credit Quality (S&P Ratings)





Managed Account Issuer Summary

For the Month Ending **May 31, 2019**

CITY OF STOCKTON RESERVE PORTFOLIO - 81140000

| Issuer | Market Value of Holdings | Percent |
|---|-------------------------------------|----------------|
| MERCEDES-BENZ AUTO RECEIVABLES | 2,743,589.91 | 0.62 |
| MICROSOFT CORP | 4,447,453.37 | 1.01 |
| MITSUBISHI UFJ FINANCIAL GROUP INC | 3,795,308.66 | 0.86 |
| NISSAN AUTO RECEIVABLES | 7,843,697.91 | 1.78 |
| NORDEA BANK AB | 6,072,429.06 | 1.38 |
| ORACLE CORP | 4,047,905.40 | 0.92 |
| PACCAR FINANCIAL CORP | 1,704,679.72 | 0.39 |
| ROYAL BANK OF CANADA | 4,058,008.00 | 0.92 |
| STATE STREET CORPORATION | 2,361,624.02 | 0.54 |
| SWEDBANK AB | 7,500,468.01 | 1.70 |
| THE BANK OF NEW YORK MELLON CORPORATION | 6,943,481.93 | 1.58 |
| THE WALT DISNEY CORPORATION | 4,008,184.00 | 0.91 |
| TOYOTA MOTOR CORP | 8,830,974.90 | 2.00 |
| UBS AG | 6,017,100.00 | 1.36 |
| UNITED PARCEL SERVICE INC | 4,000,128.00 | 0.91 |
| UNITED STATES TREASURY | 144,766,923.21 | 32.83 |
| US BANCORP | 4,205,913.88 | 0.95 |
| VISA INC | 3,447,168.10 | 0.78 |
| WELLS FARGO & COMPANY | 5,148,415.81 | 1.17 |
| WESTPAC BANKING CORP | 6,702,860.58 | 1.52 |
| Total | \$440,816,678.34 | 100.00% |



Managed Account Detail of Securities Held

For the Month Ending **May 31, 2019**

CITY OF STOCKTON RESERVE PORTFOLIO - 81140000

| Security Type/Description | Dated Date/Coupon/Maturity | CUSIP | Par | S&P Rating | Moody's Rating | Trade Date | Settle Date | Original Cost | YTM at Cost | Accrued Interest | Amortized Cost | Market Value |
|---|-----------------------------------|--------------|---------------|-----------------------|-----------------------|-------------------|--------------------|----------------------|--------------------|-------------------------|-----------------------|---------------------|
| U.S. Treasury Bond / Note | | | | | | | | | | | | |
| US TREASURY NOTES DTD 02/28/2014 2.000% 02/28/2021 | | 912828B90 | 2,885,000.00 | AA+ | Aaa | 04/26/16 | 04/26/16 | 2,966,037.60 | 1.40 | 14,581.79 | 2,914,857.64 | 2,884,662.46 |
| US TREASURY NOTES DTD 02/29/2016 1.125% 02/28/2021 | | 912828P87 | 6,475,000.00 | AA+ | Aaa | 08/25/17 | 08/28/17 | 6,377,622.07 | 1.57 | 18,408.88 | 6,425,847.69 | 6,377,369.95 |
| US TREASURY NOTES DTD 05/31/2016 1.375% 05/31/2021 | | 912828R77 | 440,000.00 | AA+ | Aaa | 02/14/19 | 02/15/19 | 429,085.94 | 2.50 | 16.53 | 430,444.62 | 434,947.04 |
| US TREASURY NOTES DTD 05/31/2016 1.375% 05/31/2021 | | 912828R77 | 2,440,000.00 | AA+ | Aaa | 08/02/17 | 08/03/17 | 2,413,598.43 | 1.67 | 91.67 | 2,426,013.92 | 2,411,979.04 |
| US TREASURY NOTES DTD 09/30/2016 1.125% 09/30/2021 | | 912828T34 | 3,680,000.00 | AA+ | Aaa | 11/09/16 | 11/09/16 | 3,617,768.59 | 1.48 | 7,013.11 | 3,649,790.77 | 3,615,312.96 |
| US TREASURY NOTES DTD 10/31/2014 2.000% 10/31/2021 | | 912828F96 | 6,550,000.00 | AA+ | Aaa | 03/01/18 | 03/05/18 | 6,441,771.49 | 2.48 | 11,391.30 | 6,477,525.89 | 6,561,514.90 |
| US TREASURY NOTES DTD 03/02/2015 1.750% 02/28/2022 | | 912828J43 | 4,800,000.00 | AA+ | Aaa | 03/13/17 | 03/13/17 | 4,713,203.58 | 2.14 | 21,228.26 | 4,750,860.72 | 4,778,064.00 |
| US TREASURY NOTES DTD 03/31/2017 1.875% 03/31/2022 | | 912828W89 | 4,745,000.00 | AA+ | Aaa | 12/01/17 | 12/05/17 | 4,700,700.97 | 2.10 | 15,071.21 | 4,715,557.13 | 4,742,404.49 |
| US TREASURY NOTES DTD 03/31/2017 1.875% 03/31/2022 | | 912828W89 | 7,600,000.00 | AA+ | Aaa | 08/01/18 | 08/03/18 | 7,350,625.00 | 2.82 | 24,139.34 | 7,404,973.36 | 7,595,842.80 |
| US TREASURY NOTES DTD 03/31/2017 1.875% 03/31/2022 | | 912828W89 | 8,900,000.00 | AA+ | Aaa | 09/04/18 | 09/06/18 | 8,637,519.53 | 2.75 | 28,268.44 | 8,689,661.23 | 8,895,131.70 |
| US TREASURY NOTES DTD 03/31/2017 1.875% 03/31/2022 | | 912828W89 | 10,000,000.00 | AA+ | Aaa | 01/03/18 | 01/04/18 | 9,877,734.38 | 2.18 | 31,762.30 | 9,917,169.80 | 9,994,530.00 |
| US TREASURY NOTES DTD 07/31/2017 1.875% 07/31/2022 | | 912828P4 | 5,400,000.00 | AA+ | Aaa | 11/01/17 | 11/03/17 | 5,366,671.88 | 2.01 | 33,843.23 | 5,377,447.17 | 5,394,724.20 |
| US TREASURY NOTES DTD 07/31/2015 2.000% 07/31/2022 | | 912828X08 | 9,000,000.00 | AA+ | Aaa | 08/30/17 | 08/31/17 | 9,113,906.25 | 1.73 | 60,165.75 | 9,074,481.21 | 9,026,019.00 |
| US TREASURY NOTES DTD 09/30/2015 1.750% 09/30/2022 | | 912828L57 | 4,765,000.00 | AA+ | Aaa | 06/04/18 | 06/06/18 | 4,570,491.21 | 2.76 | 14,125.75 | 4,613,012.13 | 4,740,803.33 |



Managed Account Detail of Securities Held

For the Month Ending **May 31, 2019**

CITY OF STOCKTON RESERVE PORTFOLIO - 81140000

| Security Type/Description Dated Date/Coupon/Maturity | CUSIP | Par | S&P Rating | Moody's Rating | Trade Date | Settle Date | Original Cost | YTM at Cost | Accrued Interest | Amortized Cost | Market Value |
|--|--------------|-----------------------|---------------------------|---------------------------|-----------------------|------------------------|--------------------------|------------------------|-----------------------------|---------------------------|-------------------------|
| U.S. Treasury Bond / Note | | | | | | | | | | | |
| US TREASURY NOTES DTD 09/30/2015 1.750% 09/30/2022 | 912828L57 | 5,000,000.00 | AA+ | Aaa | 06/20/18 | 06/21/18 | 4,795,507.81 | 2.77 | 14,822.40 | 4,838,764.10 | 4,974,610.00 |
| US TREASURY NOTES DTD 09/30/2015 1.750% 09/30/2022 | 912828L57 | 5,555,000.00 | AA+ | Aaa | 10/03/17 | 10/06/17 | 5,507,695.70 | 1.93 | 16,467.69 | 5,522,896.43 | 5,526,791.71 |
| US TREASURY N/B NOTES DTD 10/31/2017 2.000% 10/31/2022 | 9128283C2 | 7,475,000.00 | AA+ | Aaa | 05/02/18 | 05/04/18 | 7,225,638.67 | 2.80 | 13,000.00 | 7,282,647.39 | 7,496,318.70 |
| US TREASURY NOTES DTD 12/31/2015 2.125% 12/31/2022 | 912828N30 | 4,745,000.00 | AA+ | Aaa | 06/04/18 | 06/06/18 | 4,614,141.80 | 2.77 | 42,337.98 | 4,641,072.07 | 4,780,032.34 |
| US TREASURY NOTES DTD 02/01/2016 1.750% 01/31/2023 | 912828P38 | 7,100,000.00 | AA+ | Aaa | 10/02/18 | 10/05/18 | 6,759,699.22 | 2.94 | 41,531.08 | 6,808,713.06 | 7,057,840.20 |
| US TREASURY NOTES DTD 03/31/2016 1.500% 03/31/2023 | 912828O29 | 3,850,000.00 | AA+ | Aaa | 02/08/19 | 02/12/19 | 3,708,181.64 | 2.44 | 9,782.79 | 3,718,018.23 | 3,790,894.80 |
| US TREASURY NOTES DTD 08/01/2016 1.250% 07/31/2023 | 912828S92 | 2,375,000.00 | AA+ | Aaa | 04/02/19 | 04/04/19 | 2,274,433.59 | 2.28 | 9,923.17 | 2,278,000.23 | 2,310,801.38 |
| US TREASURY NOTES DTD 08/01/2016 1.250% 07/31/2023 | 912828S92 | 3,875,000.00 | AA+ | Aaa | 02/08/19 | 02/12/19 | 3,681,098.63 | 2.44 | 16,190.44 | 3,693,549.91 | 3,770,254.88 |
| UNITED STATES TREASURY NOTES DTD 10/01/2018 2.875% 09/30/2023 | 9128285D8 | 3,525,000.00 | AA+ | Aaa | 05/01/19 | 05/03/19 | 3,617,668.95 | 2.25 | 17,167.52 | 3,616,084.59 | 3,661,868.70 |
| US TREASURY NOTES DTD 11/15/2013 2.750% 11/15/2023 | 912828WE6 | 10,925,000.00 | AA+ | Aaa | 03/06/19 | 03/08/19 | 11,035,530.27 | 2.52 | 13,878.91 | 11,030,518.57 | 11,299,268.65 |
| US TREASURY NOTES DTD 11/30/2016 2.125% 11/30/2023 | 912828U57 | 12,075,000.00 | AA+ | Aaa | 01/07/19 | 01/09/19 | 11,858,970.70 | 2.52 | 701.08 | 11,875,493.95 | 12,171,225.68 |
| US TREASURY N/B DTD 12/31/2018 2.625% 12/31/2023 | 9128285U0 | 460,000.00 | AA+ | Aaa | 01/30/19 | 01/31/19 | 461,365.62 | 2.56 | 5,070.17 | 461,282.01 | 473,710.30 |
| Security Type Sub-Total | | 144,640,000.00 | | | | | 142,116,669.52 | 2.35 | 480,980.79 | 142,634,683.82 | 144,766,923.21 |

Supra-National Agency Bond / Note



Managed Account Detail of Securities Held

For the Month Ending **May 31, 2019**

CITY OF STOCKTON RESERVE PORTFOLIO - 81140000

| Security Type/Description | Dated Date/Coupon/Maturity | CUSIP | Par | S&P Rating | Moody's Rating | Trade Date | Settle Date | Original Cost | YTM at Cost | Accrued Interest | Amortized Cost | Market Value |
|--|-----------------------------------|--------------|----------------------|-----------------------|-----------------------|-------------------|--------------------|----------------------|--------------------|-------------------------|-----------------------|----------------------|
| Supra-National Agency Bond / Note | | | | | | | | | | | | |
| INTERNATIONAL FINANCE CORPORATION NOTE DTD 01/25/2018 2.250% 01/25/2021 | | 45950KCM0 | 2,215,000.00 | AAA | Aaa | 01/18/18 | 01/25/18 | 2,208,487.90 | 2.35 | 17,443.13 | 2,211,363.21 | 2,221,707.02 |
| INTERNATIONAL FINANCE CORPORATION NOTE DTD 03/16/2018 2.635% 03/09/2021 | | 45950VLO7 | 6,075,000.00 | AAA | Aaa | 03/09/18 | 03/16/18 | 6,070,443.75 | 2.66 | 36,461.81 | 6,072,237.15 | 6,094,336.73 |
| INTER-AMERICAN DEVELOPMENT BANK NOTE DTD 04/19/2018 2.625% 04/19/2021 | | 4581X0DB1 | 4,830,000.00 | AAA | Aaa | 04/12/18 | 04/19/18 | 4,819,374.00 | 2.70 | 14,791.88 | 4,823,231.72 | 4,879,531.65 |
| INTL BANK OF RECONSTRUCTION AND DEV NOTE DTD 07/25/2018 2.750% 07/23/2021 | | 459058GH0 | 5,850,000.00 | AAA | Aaa | 07/18/18 | 07/25/18 | 5,836,311.00 | 2.83 | 57,200.00 | 5,840,079.10 | 5,940,505.35 |
| Security Type Sub-Total | | | 18,970,000.00 | | | | | 18,934,616.65 | 2.69 | 125,896.82 | 18,946,911.18 | 19,136,080.75 |
| Federal Agency Collateralized Mortgage Obligation | | | | | | | | | | | | |
| FNA 2018-M5 A2 DTD 04/01/2018 3.560% 09/25/2021 | | 3136B1XP4 | 1,996,086.55 | AA+ | Aaa | 04/11/18 | 04/30/18 | 2,035,790.71 | 2.27 | 5,921.72 | 2,022,947.47 | 2,029,686.67 |
| FHLMC MULTIFAMILY STRUCTURED P DTD 05/01/2015 2.791% 01/25/2022 | | 3137BHYX8 | 3,965,000.00 | AA+ | Aaa | 05/16/19 | 05/21/19 | 3,989,781.25 | 2.20 | 9,221.93 | 3,989,781.25 | 4,014,129.92 |
| FHLMC MULTIFAMILY STRUCTURED P DTD 11/01/2015 2.716% 06/25/2022 | | 3137BLUR7 | 1,700,000.00 | AA+ | Aaa | 04/02/19 | 04/05/19 | 1,704,250.00 | 2.46 | 3,847.67 | 1,703,939.63 | 1,720,942.47 |
| FHLMC SERIES K721 A2 DTD 12/01/2015 3.090% 08/25/2022 | | 3137BM6P6 | 2,100,000.00 | AA+ | Aaa | 04/04/18 | 04/09/18 | 2,117,882.81 | 2.61 | 5,407.50 | 2,112,420.93 | 2,149,967.82 |
| Security Type Sub-Total | | | 9,761,086.55 | | | | | 9,847,704.77 | 2.35 | 24,398.82 | 9,829,089.28 | 9,914,726.88 |
| Federal Agency Bond / Note | | | | | | | | | | | | |
| FNMA NOTES DTD 02/05/2016 1.375% 02/26/2021 | | 3135G0J20 | 6,400,000.00 | AA+ | Aaa | 02/26/16 | 02/26/16 | 6,388,224.00 | 1.41 | 23,222.22 | 6,395,817.86 | 6,330,067.20 |



Managed Account Detail of Securities Held

For the Month Ending **May 31, 2019**

CITY OF STOCKTON RESERVE PORTFOLIO - 81140000

| Security Type/Description Dated Date/Coupon/Maturity | CUSIP | Par | S&P Rating | Moody's Rating | Trade Date | Settle Date | Original Cost | YTM at Cost | Accrued Interest | Amortized Cost | Market Value |
|--|--------------|----------------------|-----------------------|-----------------------|-------------------|--------------------|----------------------|--------------------|-------------------------|-----------------------|----------------------|
| Federal Agency Bond / Note | | | | | | | | | | | |
| FANNIE MAE NOTES DTD 04/13/2018 2.500% 04/13/2021 | 3135G0U27 | 2,480,000.00 | AA+ | Aaa | 04/12/18 | 04/13/18 | 2,476,304.80 | 2.55 | 8,266.67 | 2,477,668.60 | 2,501,861.20 |
| FANNIE MAE NOTES DTD 01/09/2017 2.000% 01/05/2022 | 3135G0S38 | 6,400,000.00 | AA+ | Aaa | 01/11/17 | 01/11/17 | 6,395,040.00 | 2.02 | 51,911.11 | 6,397,354.43 | 6,406,547.20 |
| FANNIE MAE NOTES DTD 01/11/2019 2.625% 01/11/2022 | 3135G0U92 | 4,325,000.00 | AA+ | Aaa | 01/09/19 | 01/11/19 | 4,321,886.00 | 2.65 | 44,151.04 | 4,322,276.50 | 4,395,060.68 |
| FREDDIE MAC GLOBAL NOTES DTD 01/13/2012 2.375% 01/13/2022 | 3137EADB2 | 6,400,000.00 | AA+ | Aaa | 01/27/17 | 01/27/17 | 6,502,188.80 | 2.03 | 58,266.67 | 6,455,181.38 | 6,467,923.20 |
| FANNIE MAE NOTES DTD 04/10/2017 1.875% 04/05/2022 | 3135G0T45 | 7,150,000.00 | AA+ | Aaa | 06/19/17 | 06/20/17 | 7,148,920.35 | 1.88 | 20,854.17 | 7,149,387.53 | 7,133,984.00 |
| FREDDIE MAC NOTES DTD 06/11/2018 2.750% 06/19/2023 | 3137EAEN5 | 5,000,000.00 | AA+ | Aaa | 06/20/18 | 06/21/18 | 4,968,400.00 | 2.89 | 61,875.00 | 4,974,040.35 | 5,145,970.00 |
| FREDDIE MAC NOTES DTD 06/11/2018 2.750% 06/19/2023 | 3137EAEN5 | 6,825,000.00 | AA+ | Aaa | 06/27/18 | 06/28/18 | 6,802,341.00 | 2.82 | 84,459.38 | 6,806,345.50 | 7,024,249.05 |
| FANNIE MAE NOTES DTD 09/14/2018 2.875% 09/12/2023 | 3135G0U43 | 12,325,000.00 | AA+ | Aaa | 11/29/18 | 11/30/18 | 12,272,249.00 | 2.97 | 77,758.77 | 12,277,733.87 | 12,764,608.10 |
| FEDERAL HOME LOAN BANKS NOTES DTD 12/09/2013 3.375% 12/08/2023 | 3130A0F70 | 3,425,000.00 | AA+ | Aaa | 01/30/19 | 01/31/19 | 3,527,407.50 | 2.71 | 55,549.22 | 3,520,859.86 | 3,630,465.75 |
| FANNIE MAE NOTES DTD 02/08/2019 2.500% 02/05/2024 | 3135G0V34 | 2,675,000.00 | AA+ | Aaa | 02/07/19 | 02/08/19 | 2,665,049.00 | 2.58 | 20,991.32 | 2,665,637.26 | 2,734,599.00 |
| FHLB BONDS DTD 02/15/2019 2.500% 02/13/2024 | 3130AFW94 | 760,000.00 | AA+ | Aaa | 02/14/19 | 02/15/19 | 757,309.60 | 2.58 | 5,594.44 | 757,458.88 | 777,268.72 |
| Security Type Sub-Total | | 64,165,000.00 | | | | | 64,225,320.05 | 2.42 | 512,900.01 | 64,199,762.02 | 65,312,604.10 |
| Corporate Note | | | | | | | | | | | |
| BERKSHIRE HATHAWAY INC CORPORATE NOTES DTD 08/15/2016 1.300% 08/15/2019 | 084664CK5 | 1,095,000.00 | AA | Aa2 | 08/08/16 | 08/15/16 | 1,093,937.85 | 1.33 | 4,191.42 | 1,094,926.01 | 1,092,148.62 |



Managed Account Detail of Securities Held

For the Month Ending **May 31, 2019**

CITY OF STOCKTON RESERVE PORTFOLIO - 81140000

| Security Type/Description Dated Date/Coupon/Maturity | CUSIP | Par | S&P Rating | Moody's Rating | Trade Date | Settle Date | Original Cost | YTM at Cost | Accrued Interest | Amortized Cost | Market Value |
|---|--------------|--------------|---------------------------|---------------------------|-----------------------|------------------------|--------------------------|------------------------|-----------------------------|---------------------------|-------------------------|
| Corporate Note | | | | | | | | | | | |
| WELLS FARGO & CO CORP BONDS DTD 02/02/2015 2.150% 01/30/2020 | 94974BGF1 | 500,000.00 | A- | A2 | 01/26/15 | 02/02/15 | 500,000.00 | 2.15 | 3,613.19 | 500,000.00 | 498,877.50 |
| WELLS FARGO & CO CORP BONDS DTD 02/02/2015 2.150% 01/30/2020 | 94974BGF1 | 500,000.00 | A- | A2 | 07/17/15 | 07/17/15 | 494,355.00 | 2.41 | 3,613.19 | 499,136.12 | 498,877.50 |
| WELLS FARGO & CO CORP BONDS DTD 02/02/2015 2.150% 01/30/2020 | 94974BGF1 | 675,000.00 | A- | A2 | 06/25/15 | 06/25/15 | 666,900.00 | 2.43 | 4,877.81 | 673,776.27 | 673,484.63 |
| WELLS FARGO & CO CORP BONDS DTD 02/02/2015 2.150% 01/30/2020 | 94974BGF1 | 1,500,000.00 | A- | A2 | 03/23/17 | 03/23/17 | 1,501,920.00 | 2.10 | 10,839.58 | 1,500,460.88 | 1,496,632.50 |
| WELLS FARGO & CO CORP BONDS DTD 02/02/2015 2.150% 01/30/2020 | 94974BGF1 | 1,985,000.00 | A- | A2 | 01/26/15 | 02/02/15 | 1,982,300.40 | 2.18 | 14,344.38 | 1,984,624.26 | 1,980,543.68 |
| HOME DEPOT INC CORP NOTES DTD 06/05/2017 1.800% 06/05/2020 | 437076BO4 | 1,800,000.00 | A | A2 | 05/24/17 | 06/05/17 | 1,798,956.00 | 1.82 | 15,840.00 | 1,799,641.80 | 1,787,481.00 |
| AMERICAN HONDA FINANCE CORP NOTES DTD 07/20/2017 1.950% 07/20/2020 | 02665WBT7 | 845,000.00 | A | A2 | 07/17/17 | 07/20/17 | 844,146.55 | 1.98 | 5,995.98 | 844,670.97 | 840,458.13 |
| AMERICAN HONDA FINANCE CORP NOTES DTD 07/20/2017 1.950% 07/20/2020 | 02665WBT7 | 3,155,000.00 | A | A2 | 07/19/17 | 07/24/17 | 3,156,829.90 | 1.93 | 22,387.35 | 3,155,708.93 | 3,138,041.88 |
| AMERICAN EXP (CALLABLE) CREDIT CORP NOTE DTD 09/14/2015 2.600% 09/14/2020 | 0258MODX4 | 2,000,000.00 | A- | A2 | 04/03/18 | 04/05/18 | 1,978,360.00 | 3.06 | 11,122.22 | 1,988,420.54 | 2,003,288.00 |
| MICROSOFT CORP (CALLABLE) NOTES DTD 11/03/2015 2.000% 11/03/2020 | 594918BG8 | 1,515,000.00 | AAA | Aaa | 10/29/15 | 11/03/15 | 1,513,788.00 | 2.02 | 2,356.67 | 1,514,642.87 | 1,510,982.22 |
| VISA INC (CALLABLE) CORP NOTES DTD 12/14/2015 2.200% 12/14/2020 | 92826CAB8 | 1,460,000.00 | AA- | Aa3 | 04/03/18 | 04/05/18 | 1,439,049.00 | 2.76 | 14,900.11 | 1,447,871.53 | 1,457,350.10 |
| TOYOTA MOTOR CREDIT CORP CORP NOTES DTD 01/08/2019 3.050% 01/08/2021 | 89236TFQ3 | 805,000.00 | AA- | Aa3 | 01/03/19 | 01/08/19 | 804,517.00 | 3.08 | 9,752.80 | 804,610.74 | 812,501.80 |
| BRANCH BANKING & TRUST (CALLABLE) NOTES DTD 10/26/2017 2.150% 02/01/2021 | 05531FAZ6 | 1,945,000.00 | A- | A2 | 10/23/17 | 10/26/17 | 1,944,105.30 | 2.17 | 13,939.17 | 1,944,520.95 | 1,933,164.68 |



Managed Account Detail of Securities Held

For the Month Ending **May 31, 2019**

CITY OF STOCKTON RESERVE PORTFOLIO - 81140000

| Security Type/Description | Dated Date/Coupon/Maturity | CUSIP | Par | S&P Rating | Moody's Rating | Trade Date | Settle Date | Original Cost | YTM at Cost | Accrued Interest | Amortized Cost | Market Value |
|--|-----------------------------------|--------------|--------------|-----------------------|-----------------------|-------------------|--------------------|----------------------|--------------------|-------------------------|-----------------------|---------------------|
| Corporate Note | | | | | | | | | | | | |
| IBM CORP NOTES DTD 02/19/2016 2.250% 02/19/2021 | | 459200JF9 | 3,123,000.00 | A | A1 | 07/13/17 | 07/18/17 | 3,139,895.43 | 2.09 | 19,909.13 | 3,131,254.96 | 3,113,181.29 |
| EXXON MOBIL CORPORATE (CALLABLE) NOTES DTD 03/03/2016 2.222% 03/01/2021 | | 30231GAV4 | 1,415,000.00 | AA+ | Aaa | 02/29/16 | 03/03/16 | 1,415,000.00 | 2.22 | 7,860.33 | 1,415,000.00 | 1,413,943.00 |
| JP MORGAN CHASE & CO CORP NT (CALLABLE) DTD 03/01/2016 2.550% 03/01/2021 | | 46625HOJ2 | 2,000,000.00 | A- | A2 | 07/06/17 | 07/11/17 | 2,010,300.00 | 2.40 | 12,750.00 | 2,004,960.36 | 1,996,872.00 |
| EXXON MOBIL CORPORATE (CALLABLE) NOTES DTD 03/03/2016 2.222% 03/01/2021 | | 30231GAV4 | 3,078,000.00 | AA+ | Aaa | 05/16/16 | 05/16/16 | 3,131,957.34 | 1.84 | 17,098.29 | 3,097,651.92 | 3,075,700.73 |
| TOYOTA MOTOR CREDIT CORP NOTES DTD 04/13/2018 2.950% 04/13/2021 | | 89236TEU5 | 3,700,000.00 | AA- | Aa3 | 04/10/18 | 04/13/18 | 3,698,520.00 | 2.96 | 14,553.33 | 3,699,064.16 | 3,737,677.10 |
| BANK OF AMERICA CORP NOTE DTD 04/19/2016 2.625% 04/19/2021 | | 06051GFW4 | 3,745,000.00 | A- | A2 | 11/01/17 | 11/03/17 | 3,773,050.05 | 2.40 | 11,469.06 | 3,760,557.14 | 3,754,665.85 |
| GOLDMAN SACHS GRP INC CORP NT (CALLABLE) DTD 04/25/2016 2.625% 04/25/2021 | | 38141GVU5 | 3,740,000.00 | BBB+ | A3 | 11/03/17 | 11/07/17 | 3,758,722.44 | 2.47 | 9,817.50 | 3,750,272.55 | 3,738,664.82 |
| STATE STREET CORP NOTES DTD 05/19/2016 1.950% 05/19/2021 | | 857477AV5 | 150,000.00 | A | A1 | 11/01/16 | 11/01/16 | 150,142.50 | 1.93 | 97.50 | 150,063.40 | 148,841.85 |
| STATE STREET CORP NOTES DTD 05/19/2016 1.950% 05/19/2021 | | 857477AV5 | 2,230,000.00 | A | A1 | 05/16/16 | 05/19/16 | 2,228,840.40 | 1.96 | 1,449.50 | 2,229,530.38 | 2,212,782.17 |
| MICROSOFT CORP (CALLABLE) NOTES DTD 08/08/2016 1.550% 08/08/2021 | | 594918BP8 | 855,000.00 | AAA | Aaa | 08/02/16 | 08/08/16 | 853,691.85 | 1.58 | 4,159.81 | 854,415.47 | 842,511.02 |
| MICROSOFT CORP (CALLABLE) NOTES DTD 08/08/2016 1.550% 08/08/2021 | | 594918BP8 | 2,125,000.00 | AAA | Aaa | 08/01/16 | 08/08/16 | 2,122,768.75 | 1.57 | 10,338.72 | 2,124,003.12 | 2,093,960.13 |
| PACCAR FINANCIAL CORP DTD 08/11/2016 1.650% 08/11/2021 | | 69371RN44 | 1,730,000.00 | A+ | A1 | 01/25/17 | 01/25/17 | 1,661,976.40 | 2.57 | 8,722.08 | 1,696,180.65 | 1,704,679.72 |
| ORACLE CORP (CALLABLE) NOTES DTD 07/07/2016 1.900% 09/15/2021 | | 68389XBK0 | 4,100,000.00 | AA- | A1 | 11/29/16 | 11/29/16 | 4,008,201.00 | 2.40 | 16,445.56 | 4,054,907.42 | 4,047,905.40 |



Managed Account Detail of Securities Held

For the Month Ending **May 31, 2019**

CITY OF STOCKTON RESERVE PORTFOLIO - 81140000

| Security Type/Description Dated Date/Coupon/Maturity | CUSIP | Par | S&P Rating | Moody's Rating | Trade Date | Settle Date | Original Cost | YTM at Cost | Accrued Interest | Amortized Cost | Market Value |
|--|--------------|--------------|---------------------------|---------------------------|-----------------------|------------------------|--------------------------|------------------------|-----------------------------|---------------------------|-------------------------|
| Corporate Note | | | | | | | | | | | |
| CISCO SYSTEMS INC CORP (CALLABLE) NOTES DTD 09/20/2016 1.850% 09/20/2021 | 17275RBJ0 | 4,000,000.00 | AA- | A1 | 06/20/18 | 06/22/18 | 3,851,880.00 | 3.06 | 14,594.44 | 3,893,470.16 | 3,948,084.00 |
| CITIGROUP INC CORP (CALLABLE) NOTE DTD 12/08/2016 2.900% 12/08/2021 | 172967LC3 | 3,745,000.00 | BBB+ | A3 | 11/20/17 | 11/22/17 | 3,770,578.35 | 2.72 | 52,190.74 | 3,761,090.02 | 3,757,579.46 |
| JOHN DEERE CAPITAL CORP NOTES DTD 01/06/2017 2.650% 01/06/2022 | 24422ETL3 | 875,000.00 | A | A2 | 03/21/17 | 03/21/17 | 877,056.25 | 2.60 | 9,339.41 | 876,155.95 | 879,566.63 |
| JOHN DEERE CAPITAL CORP NOTES DTD 01/06/2017 2.650% 01/06/2022 | 24422ETL3 | 1,000,000.00 | A | A2 | 03/21/17 | 03/21/17 | 1,003,240.00 | 2.58 | 10,673.61 | 1,001,816.56 | 1,005,219.00 |
| JOHN DEERE CAPITAL CORP NOTES DTD 01/06/2017 2.650% 01/06/2022 | 24422ETL3 | 3,000,000.00 | A | A2 | 03/22/17 | 03/22/17 | 3,010,920.00 | 2.57 | 32,020.83 | 3,006,121.02 | 3,015,657.00 |
| US BANCORP (CALLABLE) NOTES DTD 01/24/2017 2.625% 01/24/2022 | 91159HHP8 | 2,000,000.00 | A+ | A1 | 01/19/17 | 01/24/17 | 1,996,560.00 | 2.66 | 18,520.83 | 1,998,122.62 | 2,009,516.00 |
| AMERICAN EXPRESS CREDIT (CALLABLE) NOTES DTD 03/03/2017 2.700% 03/03/2022 | 0258M0EG0 | 2,000,000.00 | A- | A2 | 07/10/17 | 07/13/17 | 2,019,320.00 | 2.48 | 13,200.00 | 2,011,610.84 | 2,007,976.00 |
| WALT DISNEY COMPANY CORP NOTES DTD 03/06/2017 2.450% 03/04/2022 | 25468PDO6 | 4,000,000.00 | A | A2 | 07/14/17 | 07/19/17 | 4,047,920.00 | 2.18 | 23,683.33 | 4,029,177.08 | 4,008,184.00 |
| INTEL CORP (CALLABLE) NOTES DTD 05/11/2017 2.350% 05/11/2022 | 458140BB5 | 4,000,000.00 | A+ | A1 | 07/10/17 | 07/13/17 | 4,002,480.00 | 2.34 | 5,222.22 | 4,001,580.48 | 3,995,124.00 |
| APPLE INC CORP (CALLABLE) NOTE DTD 05/11/2017 2.300% 05/11/2022 | 037833CO1 | 6,000,000.00 | AA+ | Aa1 | 07/10/17 | 07/13/17 | 5,992,020.00 | 2.33 | 7,666.67 | 5,995,084.02 | 5,995,452.00 |
| UNITED PARCEL SERVICE (CALLABLE) NOTES DTD 05/16/2017 2.350% 05/16/2022 | 911312BC9 | 4,000,000.00 | A+ | A1 | 07/10/17 | 07/13/17 | 4,012,880.00 | 2.28 | 3,916.67 | 4,007,996.60 | 4,000,128.00 |
| HOME DEPOT INC CORP (CALLABLE) NOTES DTD 06/02/2015 2.625% 06/01/2022 | 437076BG6 | 2,000,000.00 | A | A2 | 07/10/17 | 07/13/17 | 2,029,380.00 | 2.30 | 26,250.00 | 2,018,259.82 | 2,014,894.00 |
| VISA INC (CALLABLE) NOTE DTD 09/11/2017 2.150% 09/15/2022 | 92826CAG7 | 2,000,000.00 | AA- | Aa3 | 06/20/18 | 06/22/18 | 1,917,180.00 | 3.20 | 9,077.78 | 1,934,715.08 | 1,989,818.00 |



Managed Account Detail of Securities Held

For the Month Ending **May 31, 2019**

CITY OF STOCKTON RESERVE PORTFOLIO - 81140000

| Security Type/Description Dated Date/Coupon/Maturity | CUSIP | Par | S&P Rating | Moody's Rating | Trade Date | Settle Date | Original Cost | YTM at Cost | Accrued Interest | Amortized Cost | Market Value |
|---|--------------|-----------------------|-----------------------|-----------------------|-------------------|--------------------|-----------------------|--------------------|-------------------------|-----------------------|-----------------------|
| Corporate Note | | | | | | | | | | | |
| BANK OF NY MELLON CORP CORP NOTES DTD 08/13/2018 3.450% 08/11/2023 | 06406RAJ6 | 6,735,000.00 | A | A1 | 01/30/19 | 01/31/19 | 6,814,742.40 | 3.17 | 70,998.13 | 6,809,279.04 | 6,943,481.93 |
| US BANK NA CINCINNATI CORP NOTES DTD 02/04/2019 3.375% 02/05/2024 | 91159HHV5 | 2,125,000.00 | A+ | A1 | 04/02/19 | 04/04/19 | 2,171,197.50 | 2.89 | 23,308.59 | 2,169,806.45 | 2,196,397.88 |
| MASTERCARD INC CORP NOTES DTD 03/31/2014 3.375% 04/01/2024 | 57636QAB0 | 4,250,000.00 | A+ | A1 | 04/02/19 | 04/04/19 | 4,388,762.50 | 2.67 | 23,906.25 | 4,384,621.47 | 4,421,942.25 |
| Security Type Sub-Total | | 103,501,000.00 | | | | | 103,578,348.16 | 2.45 | 617,014.18 | 103,619,780.61 | 103,794,237.47 |
| Certificate of Deposit | | | | | | | | | | | |
| CREDIT SUISSE NEW YORK CERT DEPOS DTD 02/08/2018 2.670% 02/07/2020 | 22549LFR1 | 4,030,000.00 | A-1 | P-1 | 02/07/18 | 02/08/18 | 4,030,000.00 | 2.67 | 141,375.76 | 4,030,000.00 | 4,034,348.37 |
| NORDEA BANK AB NY CD DTD 02/22/2018 2.720% 02/20/2020 | 65590ASN7 | 6,060,000.00 | A-1+ | P-1 | 02/20/18 | 02/22/18 | 6,060,000.00 | 2.72 | 46,244.53 | 6,060,000.00 | 6,072,429.06 |
| UBS AG STAMFORD CT LT CD DTD 03/06/2018 2.900% 03/02/2020 | 90275DHG8 | 6,000,000.00 | A-1 | P-1 | 03/02/18 | 03/06/18 | 6,000,000.00 | 2.93 | 43,016.67 | 6,000,000.00 | 6,017,100.00 |
| CANADIAN IMP BK COMM NY FLT CERT DEPOS DTD 04/10/2018 2.984% 04/10/2020 | 13606BVF0 | 4,055,000.00 | A-1 | P-1 | 04/06/18 | 04/10/18 | 4,055,000.00 | 2.78 | 17,477.95 | 4,055,000.00 | 4,064,488.70 |
| BANK OF NOVA SCOTIA HOUSTON CD DTD 06/07/2018 3.080% 06/05/2020 | 06417GU22 | 7,000,000.00 | A-1 | P-1 | 06/05/18 | 06/07/18 | 6,997,340.00 | 3.10 | 105,404.44 | 6,998,626.60 | 7,043,694.00 |
| WESTPAC BANKING CORP NY CD DTD 08/07/2017 2.050% 08/03/2020 | 96121T4A3 | 6,735,000.00 | AA- | Aa3 | 08/03/17 | 08/07/17 | 6,735,000.00 | 2.05 | 43,721.38 | 6,735,000.00 | 6,702,860.58 |
| BANK OF MONTREAL CHICAGO CERT DEPOS DTD 08/03/2018 3.190% 08/03/2020 | 06370REU9 | 7,000,000.00 | A+ | Aa2 | 08/01/18 | 08/03/18 | 7,000,000.00 | 3.23 | 187,323.89 | 7,000,000.00 | 7,028,812.00 |
| SWEDBANK (NEW YORK) CERT DEPOS DTD 11/17/2017 2.270% 11/16/2020 | 87019U6D6 | 7,555,000.00 | AA- | Aa2 | 11/16/17 | 11/17/17 | 7,555,000.00 | 2.30 | 7,622.16 | 7,555,000.00 | 7,500,468.01 |
| MUFG BANK LTD/NY CERT DEPOS DTD 02/28/2019 2.970% 02/26/2021 | 55379WZT6 | 3,760,000.00 | A | A1 | 02/27/19 | 02/28/19 | 3,760,000.00 | 2.99 | 28,848.60 | 3,760,000.00 | 3,795,308.66 |



Managed Account Detail of Securities Held

For the Month Ending **May 31, 2019**

CITY OF STOCKTON RESERVE PORTFOLIO - 81140000

| Security Type/Description Dated Date/Coupon/Maturity | CUSIP | Par | S&P Rating | Moody's Rating | Trade Date | Settle Date | Original Cost | YTM at Cost | Accrued Interest | Amortized Cost | Market Value |
|---|-----------|--------------|---------------|-------------------|---------------|----------------|------------------|----------------|---------------------|-------------------|-----------------|
| Certificate of Deposit | | | | | | | | | | | |
| CREDIT AGRICOLE CIB NY CERT DEPOS DTD 04/04/2019 2.830% 04/02/2021 | 22535CDU2 | 4,055,000.00 | A+ | A1 | 04/03/19 | 04/04/19 | 4,055,000.00 | 2.85 | 18,488.55 | 4,055,000.00 | 4,055,312.24 |
| ROYAL BANK OF CANADA NY CD DTD 06/08/2018 3.240% 06/07/2021 | 78012UEE1 | 4,000,000.00 | AA- | Aa2 | 06/07/18 | 06/08/18 | 4,000,000.00 | 3.24 | 62,640.00 | 4,000,000.00 | 4,058,008.00 |

| | | | | | | | | | | | |
|--------------------------------|--|----------------------|--|--|--|--|----------------------|-------------|-------------------|----------------------|----------------------|
| Security Type Sub-Total | | 60,250,000.00 | | | | | 60,247,340.00 | 2.78 | 702,163.93 | 60,248,626.60 | 60,372,829.62 |
|--------------------------------|--|----------------------|--|--|--|--|----------------------|-------------|-------------------|----------------------|----------------------|

| | | | | | | | | | | | |
|---|-----------|--------------|-----|-----|----------|----------|--------------|------|----------|--------------|--------------|
| Asset-Backed Security | | | | | | | | | | | |
| HONDA ABS 2016-2 A3 DTD 05/31/2016 1.390% 04/15/2020 | 43814QAC2 | 72,568.11 | NR | Aaa | 05/24/16 | 05/31/16 | 72,566.70 | 1.39 | 44.83 | 72,567.85 | 72,518.23 |
| HAROT 2017-4 A3 DTD 11/29/2017 2.050% 11/21/2021 | 43813FAC7 | 2,018,496.86 | NR | Aaa | 11/22/17 | 11/29/17 | 2,018,212.46 | 2.06 | 1,149.42 | 2,018,316.37 | 2,014,341.99 |
| TAOT 2017-D A3 DTD 11/15/2017 1.930% 01/15/2022 | 89238KAD4 | 2,340,000.00 | AAA | Aaa | 11/07/17 | 11/15/17 | 2,339,784.25 | 2.26 | 2,007.20 | 2,339,861.96 | 2,330,156.79 |
| HYUNDAI ABS 2017-B A3 DTD 08/16/2017 1.770% 01/15/2022 | 44932GAD7 | 4,185,000.00 | AAA | Aaa | 08/09/17 | 08/16/17 | 4,184,274.74 | 1.78 | 3,292.20 | 4,184,561.16 | 4,166,235.72 |
| ALLYA 2017-5 A3 DTD 11/22/2017 1.990% 03/15/2022 | 02007YAC8 | 2,930,000.00 | AAA | Aaa | 11/14/17 | 11/22/17 | 2,929,772.63 | 1.99 | 2,591.42 | 2,929,850.57 | 2,921,413.64 |
| TAOT 2018-A A3 DTD 01/31/2018 2.350% 05/16/2022 | 89238BAD4 | 1,950,000.00 | AAA | Aaa | 01/23/18 | 01/31/18 | 1,949,977.58 | 2.35 | 2,036.67 | 1,949,985.10 | 1,950,639.21 |
| HART 2018-A A3 DTD 04/18/2018 2.790% 07/15/2022 | 44891KAD7 | 1,330,000.00 | AAA | Aaa | 04/10/18 | 04/18/18 | 1,329,799.70 | 2.80 | 1,649.20 | 1,329,850.72 | 1,338,174.85 |
| MBART 2018-1 A3 DTD 07/25/2018 3.030% 01/15/2023 | 58772RAD6 | 2,710,000.00 | AAA | Aaa | 07/17/18 | 07/25/18 | 2,709,895.94 | 3.03 | 3,649.47 | 2,709,916.07 | 2,743,589.91 |
| ALLYA 2018-3 A3 DTD 06/27/2018 3.000% 01/15/2023 | 02007JAC1 | 3,950,000.00 | AAA | Aaa | 06/19/18 | 06/27/18 | 3,949,729.82 | 3.09 | 5,266.67 | 3,949,783.82 | 3,988,593.87 |
| NAROT 2018-B A3 DTD 07/25/2018 3.060% 03/15/2023 | 65479GAD1 | 2,540,000.00 | AAA | Aaa | 07/17/18 | 07/25/18 | 2,539,917.70 | 3.06 | 3,454.40 | 2,539,933.38 | 2,575,865.05 |
| HAROT 2019-1 A3 DTD 02/27/2019 2.830% 03/20/2023 | 43814WAC9 | 1,175,000.00 | AAA | NR | 02/19/19 | 02/27/19 | 1,174,968.51 | 2.83 | 1,200.78 | 1,174,970.94 | 1,191,321.10 |



Managed Account Detail of Securities Held

For the Month Ending **May 31, 2019**

CITY OF STOCKTON RESERVE PORTFOLIO - 81140000

| Security Type/Description Dated Date/Coupon/Maturity | CUSIP | Par | S&P Rating | Moody's Rating | Trade Date | Settle Date | Original Cost | YTM at Cost | Accrued Interest | Amortized Cost | Market Value |
|---|--------------|-------------------------|-----------------------|-----------------------|-------------------|--------------------|-------------------------|--------------------|-------------------------|-------------------------|-------------------------|
| Asset-Backed Security | | | | | | | | | | | |
| HYUNDAI AUTO RECEIVABLES TRUST DTD 04/10/2019 2.660% 06/15/2023 | 44932NAD2 | 1,840,000.00 | AAA | NR | 04/03/19 | 04/10/19 | 1,839,757.86 | 2.67 | 2,175.29 | 1,839,767.07 | 1,857,853.34 |
| HAROT 2019-2 A3 DTD 05/29/2019 2.520% 06/21/2023 | 43815MAC0 | 2,290,000.00 | NR | Aaa | 05/21/19 | 05/29/19 | 2,289,914.58 | 2.52 | 320.60 | 2,289,914.74 | 2,307,406.52 |
| NAROT 2019-A A3 DTD 02/13/2019 2.900% 10/15/2023 | 65479KAD2 | 2,780,000.00 | NR | Aaa | 02/05/19 | 02/13/19 | 2,779,578.83 | 2.91 | 3,583.11 | 2,779,605.71 | 2,818,386.80 |
| COPAR 2019-1 A3 DTD 05/30/2019 2.510% 11/15/2023 | 14042WAC4 | 1,240,000.00 | AAA | Aaa | 05/21/19 | 05/30/19 | 1,239,748.78 | 2.52 | 86.46 | 1,239,748.83 | 1,249,493.07 |
| NAROT 2019-B A3 DTD 05/28/2019 2.500% 11/15/2023 | 65479HAC1 | 2,450,000.00 | NR | Aaa | 05/21/19 | 05/28/19 | 2,449,446.06 | 2.51 | 510.42 | 2,449,446.55 | 2,449,446.06 |
| CARMX 2019-2 A3 DTD 04/17/2019 2.680% 03/15/2024 | 14316LAC7 | 1,525,000.00 | AAA | NR | 04/09/19 | 04/17/19 | 1,524,844.15 | 2.90 | 1,816.44 | 1,524,847.96 | 1,543,840.16 |
| Security Type Sub-Total | | 37,326,064.97 | | | | | 37,322,190.29 | 2.55 | 34,834.58 | 37,322,928.80 | 37,519,276.31 |
| Managed Account Sub-Total | | 438,613,151.52 | | | | | 436,272,189.44 | 2.47 | 2,498,189.13 | 436,801,782.31 | 440,816,678.34 |
| Securities Sub-Total | | \$438,613,151.52 | | | | | \$436,272,189.44 | 2.47% | \$2,498,189.13 | \$436,801,782.31 | \$440,816,678.34 |
| Accrued Interest | | | | | | | | | | | \$2,498,189.13 |
| Total Investments | | | | | | | | | | | \$443,314,867.47 |



Managed Account Fair Market Value & Analytics

For the Month Ending **May 31, 2019**

CITY OF STOCKTON RESERVE PORTFOLIO - 81140000

| Security Type/Description | Dated Date/Coupon/Maturity | CUSIP | Par | Broker | Next Call Date | Market Price | Market Value | Unreal G/L On Cost | Unreal G/L Amort Cost | Effective Duration | Duration to Worst at Mkt | YTM |
|----------------------------------|-----------------------------------|--------------|---------------|---------------|-----------------------|---------------------|---------------------|---------------------------|------------------------------|---------------------------|---------------------------------|------------|
| U.S. Treasury Bond / Note | | | | | | | | | | | | |
| US TREASURY NOTES | DTD 02/28/2014 2.000% 02/28/2021 | 912828B90 | 2,885,000.00 | NEW ACCT | | 99.99 | 2,884,662.46 | (81,375.14) | (30,195.18) | 1.70 | 1.70 | 2.01 |
| US TREASURY NOTES | DTD 02/29/2016 1.125% 02/28/2021 | 912828P87 | 6,475,000.00 | BNP_PARI | | 98.49 | 6,377,369.95 | (252.12) | (48,477.74) | 1.72 | 1.72 | 2.01 |
| US TREASURY NOTES | DTD 05/31/2016 1.375% 05/31/2021 | 912828R77 | 440,000.00 | RBC | | 98.85 | 434,947.04 | 5,861.10 | 4,502.42 | 1.96 | 1.96 | 1.96 |
| US TREASURY NOTES | DTD 05/31/2016 1.375% 05/31/2021 | 912828R77 | 2,440,000.00 | TD | | 98.85 | 2,411,979.04 | (1,619.39) | (14,034.88) | 1.96 | 1.96 | 1.96 |
| US TREASURY NOTES | DTD 09/30/2016 1.125% 09/30/2021 | 912828T34 | 3,680,000.00 | NEW ACCT | | 98.24 | 3,615,312.96 | (2,455.63) | (34,477.81) | 2.28 | 2.28 | 1.90 |
| US TREASURY NOTES | DTD 10/31/2014 2.000% 10/31/2021 | 912828F96 | 6,550,000.00 | GOLDMAN | | 100.18 | 6,561,514.90 | 119,743.41 | 83,989.01 | 2.34 | 2.34 | 1.92 |
| US TREASURY NOTES | DTD 03/02/2015 1.750% 02/28/2022 | 912828J43 | 4,800,000.00 | NEW ACCT | | 99.54 | 4,778,064.00 | 64,860.42 | 27,203.28 | 2.66 | 2.66 | 1.92 |
| US TREASURY NOTES | DTD 03/31/2017 1.875% 03/31/2022 | 912828W89 | 4,745,000.00 | BNP_PARI | | 99.95 | 4,742,404.49 | 41,703.52 | 26,847.36 | 2.74 | 2.74 | 1.89 |
| US TREASURY NOTES | DTD 03/31/2017 1.875% 03/31/2022 | 912828W89 | 7,600,000.00 | MORGAN_S | | 99.95 | 7,595,842.80 | 245,217.80 | 190,869.44 | 2.74 | 2.74 | 1.89 |
| US TREASURY NOTES | DTD 03/31/2017 1.875% 03/31/2022 | 912828W89 | 8,900,000.00 | BNP_PARI | | 99.95 | 8,895,131.70 | 257,612.17 | 205,470.47 | 2.74 | 2.74 | 1.89 |
| US TREASURY NOTES | DTD 03/31/2017 1.875% 03/31/2022 | 912828W89 | 10,000,000.00 | GOLDMAN | | 99.95 | 9,994,530.00 | 116,795.62 | 77,360.20 | 2.74 | 2.74 | 1.89 |
| US TREASURY NOTES | DTD 07/31/2017 1.875% 07/31/2022 | 912828P4 | 5,400,000.00 | GOLDMAN | | 99.90 | 5,394,724.20 | 28,052.32 | 17,277.03 | 3.04 | 3.04 | 1.91 |
| US TREASURY NOTES | DTD 07/31/2015 2.000% 07/31/2022 | 912828X08 | 9,000,000.00 | MORGAN_S | | 100.29 | 9,026,019.00 | (87,887.25) | (48,462.21) | 3.04 | 3.04 | 1.91 |
| US TREASURY NOTES | DTD 09/30/2015 1.750% 09/30/2022 | 912828L57 | 4,765,000.00 | RBS | | 99.49 | 4,740,803.33 | 170,312.12 | 127,791.20 | 3.21 | 3.21 | 1.91 |
| US TREASURY NOTES | DTD 09/30/2015 1.750% 09/30/2022 | 912828L57 | 5,000,000.00 | TD | | 99.49 | 4,974,610.00 | 179,102.19 | 135,845.90 | 3.21 | 3.21 | 1.91 |
| US TREASURY NOTES | DTD 09/30/2015 1.750% 09/30/2022 | 912828L57 | 5,555,000.00 | HSBC | | 99.49 | 5,526,791.71 | 19,096.01 | 3,895.28 | 3.21 | 3.21 | 1.91 |
| US TREASURY N/B NOTES | DTD 10/31/2017 2.000% 10/31/2022 | 9128283C2 | 7,475,000.00 | MERRILL | | 100.29 | 7,496,318.70 | 270,680.03 | 213,671.31 | 3.28 | 3.28 | 1.91 |



Managed Account Fair Market Value & Analytics

For the Month Ending **May 31, 2019**

CITY OF STOCKTON RESERVE PORTFOLIO - 81140000

| Security Type/Description Dated Date/Coupon/Maturity | CUSIP | Par | Broker | Next Call Date | Market Price | Market Value | Unreal G/L On Cost | Unreal G/L Amort Cost | Effective Duration | Duration to Worst at Mkt | YTM |
|---|--------------|-----------------------|---------------|---------------------------|-------------------------|-------------------------|-------------------------------|----------------------------------|-------------------------------|-------------------------------------|-------------|
| U.S. Treasury Bond / Note | | | | | | | | | | | |
| US TREASURY NOTES DTD 12/31/2015 2.125% 12/31/2022 | 912828N30 | 4,745,000.00 | BNP_PARI | | 100.74 | 4,780,032.34 | 165,890.54 | 138,960.27 | 3.41 | 3.41 | 1.91 |
| US TREASURY NOTES DTD 02/01/2016 1.750% 01/31/2023 | 912828P38 | 7,100,000.00 | MORGAN_S | | 99.41 | 7,057,840.20 | 298,140.98 | 249,127.14 | 3.52 | 3.52 | 1.92 |
| US TREASURY NOTES DTD 03/31/2016 1.500% 03/31/2023 | 912828O29 | 3,850,000.00 | TD | | 98.46 | 3,790,894.80 | 82,713.16 | 72,876.57 | 3.69 | 3.69 | 1.92 |
| US TREASURY NOTES DTD 08/01/2016 1.250% 07/31/2023 | 912828S92 | 2,375,000.00 | NOMURA | | 97.30 | 2,310,801.38 | 36,367.79 | 32,801.15 | 4.02 | 4.02 | 1.93 |
| US TREASURY NOTES DTD 08/01/2016 1.250% 07/31/2023 | 912828S92 | 3,875,000.00 | RBC | | 97.30 | 3,770,254.88 | 89,156.25 | 76,704.97 | 4.02 | 4.02 | 1.93 |
| UNITED STATES TREASURY NOTES DTD 10/01/2018 2.875% 09/30/2023 | 9128285D8 | 3,525,000.00 | MERRILL | | 103.88 | 3,661,868.70 | 44,199.75 | 45,784.11 | 4.05 | 4.05 | 1.94 |
| US TREASURY NOTES DTD 11/15/2013 2.750% 11/15/2023 | 912828WE6 | 10,925,000.00 | TD | | 103.43 | 11,299,268.65 | 263,738.38 | 268,750.08 | 4.18 | 4.18 | 1.94 |
| US TREASURY NOTES DTD 11/30/2016 2.125% 11/30/2023 | 912828U57 | 12,075,000.00 | BNP_PARI | | 100.80 | 12,171,225.68 | 312,254.98 | 295,731.73 | 4.27 | 4.27 | 1.94 |
| US TREASURY N/B DTD 12/31/2018 2.625% 12/31/2023 | 9128285U0 | 460,000.00 | MERRILL | | 102.98 | 473,710.30 | 12,344.68 | 12,428.29 | 4.27 | 4.27 | 1.94 |
| Security Type Sub-Total | | 144,640,000.00 | | | | 144,766,923.21 | 2,650,253.69 | 2,132,239.39 | 3.15 | 3.15 | 1.92 |
| Supra-National Agency Bond / Note | | | | | | | | | | | |
| INTERNATIONAL FINANCE CORPORATION NOTE DTD 01/25/2018 2.250% 01/25/2021 | 45950KCM0 | 2,215,000.00 | JPM_CHAS | | 100.30 | 2,221,707.02 | 13,219.12 | 10,343.81 | 1.60 | 1.60 | 2.06 |
| INTERNATIONAL FINANCE CORPORATION NOTE DTD 03/16/2018 2.635% 03/09/2021 | 45950VLQ7 | 6,075,000.00 | HSBC | | 100.32 | 6,094,336.73 | 23,892.98 | 22,099.58 | 1.71 | 1.71 | 2.45 |
| INTER-AMERICAN DEVELOPMENT BANK NOTE DTD 04/19/2018 2.625% 04/19/2021 | 4581X0DB1 | 4,830,000.00 | CITIGRP | | 101.03 | 4,879,531.65 | 60,157.65 | 56,299.93 | 1.83 | 1.83 | 2.07 |
| INTL BANK OF RECONSTRUCTION AND DEV NOTE DTD 07/25/2018 2.750% 07/23/2021 | 459058GH0 | 5,850,000.00 | MORGAN_S | | 101.55 | 5,940,505.35 | 104,194.35 | 100,426.25 | 2.06 | 2.06 | 2.01 |



Managed Account Fair Market Value & Analytics

For the Month Ending **May 31, 2019**

CITY OF STOCKTON RESERVE PORTFOLIO - 81140000

| Security Type/Description Dated Date/Coupon/Maturity | CUSIP | Par | Broker | Next Call Date | Market Price | Market Value | Unreal G/L On Cost | Unreal G/L Amort Cost | Effective Duration | Duration to Worst at Mkt | YTM |
|---|-------|----------------------|--------|-------------------|-----------------|----------------------|-----------------------|--------------------------|-----------------------|-----------------------------|-------------|
| Security Type Sub-Total | | 18,970,000.00 | | | | 19,136,080.75 | 201,464.10 | 189,169.57 | 1.84 | 1.84 | 2.17 |

Federal Agency Collateralized Mortgage Obligation

| | | | | | | | | | | | |
|--|-----------|--------------|----------|--|--------|--------------|------------|-----------|------|------|------|
| FNA 2018-M5 A2 DTD 04/01/2018 3.560% 09/25/2021 | 3136B1XP4 | 1,996,086.55 | JPM_CHAS | | 101.68 | 2,029,686.67 | (6,104.04) | 6,739.20 | 1.72 | 1.18 | 1.94 |
| FHLMC MULTIFAMILY STRUCTURED P DTD 05/01/2015 2.791% 01/25/2022 | 3137BHXY8 | 3,965,000.00 | JPM_CHAS | | 101.24 | 4,014,129.92 | 24,348.67 | 24,348.67 | 2.43 | 1.35 | 1.74 |
| FHLMC MULTIFAMILY STRUCTURED P DTD 11/01/2015 2.716% 06/25/2022 | 3137BLUR7 | 1,700,000.00 | JPM_CHAS | | 101.23 | 1,720,942.47 | 16,692.47 | 17,002.84 | 2.70 | 1.55 | 1.81 |
| FHLMC SERIES K721 A2 DTD 12/01/2015 3.090% 08/25/2022 | 3137BM6P6 | 2,100,000.00 | CITIGRP | | 102.38 | 2,149,967.82 | 32,085.01 | 37,546.89 | 2.87 | 1.63 | 1.52 |

| | | | | | | | | | | | |
|--------------------------------|--|---------------------|--|--|--|---------------------|------------------|------------------|-------------|-------------|-------------|
| Security Type Sub-Total | | 9,761,086.55 | | | | 9,914,726.88 | 67,022.11 | 85,637.60 | 2.43 | 1.41 | 1.75 |
|--------------------------------|--|---------------------|--|--|--|---------------------|------------------|------------------|-------------|-------------|-------------|

Federal Agency Bond / Note

| | | | | | | | | | | | |
|---|-----------|---------------|----------|--|--------|---------------|-------------|-------------|------|------|------|
| FNMA NOTES DTD 02/05/2016 1.375% 02/26/2021 | 3135G0J20 | 6,400,000.00 | NEW ACCT | | 98.91 | 6,330,067.20 | (58,156.80) | (65,750.66) | 1.70 | 1.70 | 2.02 |
| FANNIE MAE NOTES DTD 04/13/2018 2.500% 04/13/2021 | 3135G0U27 | 2,480,000.00 | NOMURA | | 100.88 | 2,501,861.20 | 25,556.40 | 24,192.60 | 1.81 | 1.81 | 2.02 |
| FANNIE MAE NOTES DTD 01/09/2017 2.000% 01/05/2022 | 3135G0S38 | 6,400,000.00 | NEW ACCT | | 100.10 | 6,406,547.20 | 11,507.20 | 9,192.77 | 2.50 | 2.50 | 1.96 |
| FANNIE MAE NOTES DTD 01/11/2019 2.625% 01/11/2022 | 3135G0U92 | 4,325,000.00 | NOMURA | | 101.62 | 4,395,060.68 | 73,174.68 | 72,784.18 | 2.49 | 2.49 | 1.98 |
| FREDDIE MAC GLOBAL NOTES DTD 01/13/2012 2.375% 01/13/2022 | 3137EADB2 | 6,400,000.00 | NEW ACCT | | 101.06 | 6,467,923.20 | (34,265.60) | 12,741.82 | 2.51 | 2.51 | 1.96 |
| FANNIE MAE NOTES DTD 04/10/2017 1.875% 04/05/2022 | 3135G0T45 | 7,150,000.00 | NEW ACCT | | 99.78 | 7,133,984.00 | (14,936.35) | (15,403.53) | 2.75 | 2.75 | 1.96 |
| FREDDIE MAC NOTES DTD 06/11/2018 2.750% 06/19/2023 | 3137EAEN5 | 5,000,000.00 | TD | | 102.92 | 5,145,970.00 | 177,570.00 | 171,929.65 | 3.78 | 3.78 | 2.00 |
| FREDDIE MAC NOTES DTD 06/11/2018 2.750% 06/19/2023 | 3137EAEN5 | 6,825,000.00 | TD | | 102.92 | 7,024,249.05 | 221,908.05 | 217,903.55 | 3.78 | 3.78 | 2.00 |
| FANNIE MAE NOTES DTD 09/14/2018 2.875% 09/12/2023 | 3135G0U43 | 12,325,000.00 | HSBC | | 103.57 | 12,764,608.10 | 492,359.10 | 486,874.23 | 4.00 | 4.00 | 2.00 |
| FEDERAL HOME LOAN BANKS NOTES DTD 12/09/2013 3.375% 12/08/2023 | 3130A0F70 | 3,425,000.00 | DAIWA | | 106.00 | 3,630,465.75 | 103,058.25 | 109,605.89 | 4.14 | 4.14 | 1.98 |



Managed Account Fair Market Value & Analytics

For the Month Ending **May 31, 2019**

CITY OF STOCKTON RESERVE PORTFOLIO - 81140000

| Security Type/Description | Dated Date/Coupon/Maturity | CUSIP | Par | Broker | Next Call Date | Market Price | Market Value | Unreal G/L On Cost | Unreal G/L Amort Cost | Effective Duration | Duration to Worst at Mkt | YTM |
|--|-----------------------------------|--------------|----------------------|---------------|-----------------------|---------------------|----------------------|---------------------------|------------------------------|---------------------------|---------------------------------|-------------|
| Federal Agency Bond / Note | | | | | | | | | | | | |
| FANNIE MAE NOTES | | 3135G0V34 | 2,675,000.00 | NOMURA | | 102.23 | 2,734,599.00 | 69,550.00 | 68,961.74 | 4.37 | 4.37 | 2.00 |
| DTD 02/08/2019 2.500% 02/05/2024 | | | | | | | | | | | | |
| FHLB BONDS | | 3130AFW94 | 760,000.00 | BARCLAYS | | 102.27 | 777,268.72 | 19,959.12 | 19,809.84 | 4.39 | 4.39 | 1.99 |
| DTD 02/15/2019 2.500% 02/13/2024 | | | | | | | | | | | | |
| Security Type Sub-Total | | | 64,165,000.00 | | | | 65,312,604.10 | 1,087,284.05 | 1,112,842.08 | 3.15 | 3.15 | 1.99 |
| Corporate Note | | | | | | | | | | | | |
| BERKSHIRE HATHAWAY INC CORPORATE NOTES | | 084664CK5 | 1,095,000.00 | NEW ACCT | | 99.74 | 1,092,148.62 | (1,789.23) | (2,777.39) | 0.21 | 0.21 | 2.53 |
| DTD 08/15/2016 1.300% 08/15/2019 | | | | | | | | | | | | |
| WELLS FARGO & CO CORP BONDS | | 94974BGF1 | 500,000.00 | NEW ACCT | | 99.78 | 498,877.50 | (1,122.50) | (1,122.50) | 0.65 | 0.65 | 2.49 |
| DTD 02/02/2015 2.150% 01/30/2020 | | | | | | | | | | | | |
| WELLS FARGO & CO CORP BONDS | | 94974BGF1 | 500,000.00 | NEW ACCT | | 99.78 | 498,877.50 | 4,522.50 | (258.62) | 0.65 | 0.65 | 2.49 |
| DTD 02/02/2015 2.150% 01/30/2020 | | | | | | | | | | | | |
| WELLS FARGO & CO CORP BONDS | | 94974BGF1 | 675,000.00 | NEW ACCT | | 99.78 | 673,484.63 | 6,584.63 | (291.64) | 0.65 | 0.65 | 2.49 |
| DTD 02/02/2015 2.150% 01/30/2020 | | | | | | | | | | | | |
| WELLS FARGO & CO CORP BONDS | | 94974BGF1 | 1,500,000.00 | NEW ACCT | | 99.78 | 1,496,632.50 | (5,287.50) | (3,828.38) | 0.65 | 0.65 | 2.49 |
| DTD 02/02/2015 2.150% 01/30/2020 | | | | | | | | | | | | |
| WELLS FARGO & CO CORP BONDS | | 94974BGF1 | 1,985,000.00 | NEW ACCT | | 99.78 | 1,980,543.68 | (1,756.72) | (4,080.58) | 0.65 | 0.65 | 2.49 |
| DTD 02/02/2015 2.150% 01/30/2020 | | | | | | | | | | | | |
| HOME DEPOT INC CORP NOTES | | 437076BQ4 | 1,800,000.00 | NEW ACCT | | 99.30 | 1,787,481.00 | (11,475.00) | (12,160.80) | 0.99 | 0.99 | 2.50 |
| DTD 06/05/2017 1.800% 06/05/2020 | | | | | | | | | | | | |
| AMERICAN HONDA FINANCE CORP NOTES | | 02665WBT7 | 845,000.00 | BARCLAYS | | 99.46 | 840,458.13 | (3,688.42) | (4,212.84) | 1.11 | 1.11 | 2.43 |
| DTD 07/20/2017 1.950% 07/20/2020 | | | | | | | | | | | | |
| AMERICAN HONDA FINANCE CORP NOTES | | 02665WBT7 | 3,155,000.00 | MKTX | | 99.46 | 3,138,041.88 | (18,788.02) | (17,667.05) | 1.11 | 1.11 | 2.43 |
| DTD 07/20/2017 1.950% 07/20/2020 | | | | | | | | | | | | |
| AMERICAN EXP (CALLABLE) CREDIT CORP NOTE | | 0258M0DX4 | 2,000,000.00 | MKTX | 08/14/20 | 100.16 | 2,003,288.00 | 24,928.00 | 14,867.46 | 1.20 | 1.17 | 2.47 |
| DTD 09/14/2015 2.600% 09/14/2020 | | | | | | | | | | | | |
| MICROSOFT CORP (CALLABLE) NOTES | | 594918BG8 | 1,515,000.00 | NEW ACCT | 10/03/20 | 99.73 | 1,510,982.22 | (2,805.78) | (3,660.65) | 1.35 | 1.39 | 2.19 |
| DTD 11/03/2015 2.000% 11/03/2020 | | | | | | | | | | | | |
| VISA INC (CALLABLE) CORP NOTES | | 92826CAB8 | 1,460,000.00 | WELLS_FA | 11/14/20 | 99.82 | 1,457,350.10 | 18,301.10 | 9,478.57 | 1.44 | 1.49 | 2.32 |
| DTD 12/14/2015 2.200% 12/14/2020 | | | | | | | | | | | | |



Managed Account Fair Market Value & Analytics

For the Month Ending **May 31, 2019**

CITY OF STOCKTON RESERVE PORTFOLIO - 81140000

| Security Type/Description | Dated Date/Coupon/Maturity | CUSIP | Par | Broker | Next Call Date | Market Price | Market Value | Unreal G/L On Cost | Unreal G/L Amort Cost | Effective Duration | Duration to Worst at Mkt | YTM |
|--|-----------------------------------|--------------|--------------|---------------|-----------------------|---------------------|---------------------|---------------------------|------------------------------|---------------------------|---------------------------------|------------|
| Corporate Note | | | | | | | | | | | | |
| TOYOTA MOTOR CREDIT CORP CORP NOTES | DTD 01/08/2019 3.050% 01/08/2021 | 89236TFO3 | 805,000.00 | JPM_CHAS | | 100.93 | 812,501.80 | 7,984.80 | 7,891.06 | 1.54 | 1.54 | 2.45 |
| BRANCH BANKING & TRUST (CALLABLE) NOTES | DTD 10/26/2017 2.150% 02/01/2021 | 05531FAZ6 | 1,945,000.00 | MORGAN_S | 01/01/21 | 99.39 | 1,933,164.68 | (10,940.62) | (11,356.27) | 1.58 | 1.61 | 2.52 |
| IBM CORP NOTES | DTD 02/19/2016 2.250% 02/19/2021 | 459200JF9 | 3,123,000.00 | TD | | 99.69 | 3,113,181.29 | (26,714.14) | (18,073.67) | 1.66 | 1.66 | 2.44 |
| EXXON MOBIL CORPORATE (CALLABLE) NOTES | DTD 03/03/2016 2.222% 03/01/2021 | 30231GAV4 | 1,415,000.00 | NEW ACCT | 02/01/21 | 99.93 | 1,413,943.00 | (1,057.00) | (1,057.00) | 1.64 | 1.70 | 2.26 |
| JP MORGAN CHASE & CO CORP NT (CALLABLE) | DTD 03/01/2016 2.550% 03/01/2021 | 46625HQJ2 | 2,000,000.00 | NOMURA | 02/01/21 | 99.84 | 1,996,872.00 | (13,428.00) | (8,088.36) | 1.63 | 1.69 | 2.64 |
| EXXON MOBIL CORPORATE (CALLABLE) NOTES | DTD 03/03/2016 2.222% 03/01/2021 | 30231GAV4 | 3,078,000.00 | NEW ACCT | 02/01/21 | 99.93 | 3,075,700.73 | (56,256.61) | (21,951.19) | 1.64 | 1.70 | 2.26 |
| TOYOTA MOTOR CREDIT CORP NOTES | DTD 04/13/2018 2.950% 04/13/2021 | 89236TEU5 | 3,700,000.00 | JPM_CHAS | | 101.02 | 3,737,677.10 | 39,157.10 | 38,612.94 | 1.80 | 1.80 | 2.39 |
| BANK OF AMERICA CORP NOTE | DTD 04/19/2016 2.625% 04/19/2021 | 06051GFW4 | 3,745,000.00 | MERRILL | | 100.26 | 3,754,665.85 | (18,384.20) | (5,891.29) | 1.82 | 1.82 | 2.48 |
| GOLDMAN SACHS GRP INC CORP NT (CALLABLE) | DTD 04/25/2016 2.625% 04/25/2021 | 38141GVU5 | 3,740,000.00 | CSFB | 03/25/21 | 99.96 | 3,738,664.82 | (20,057.62) | (11,607.73) | 1.78 | 1.84 | 2.64 |
| STATE STREET CORP NOTES | DTD 05/19/2016 1.950% 05/19/2021 | 857477AV5 | 150,000.00 | NEW ACCT | | 99.23 | 148,841.85 | (1,300.65) | (1,221.55) | 1.92 | 1.92 | 2.35 |
| STATE STREET CORP NOTES | DTD 05/19/2016 1.950% 05/19/2021 | 857477AV5 | 2,230,000.00 | NEW ACCT | | 99.23 | 2,212,782.17 | (16,058.23) | (16,748.21) | 1.92 | 1.92 | 2.35 |
| MICROSOFT CORP (CALLABLE) NOTES | DTD 08/08/2016 1.550% 08/08/2021 | 594918BP8 | 855,000.00 | NEW ACCT | 07/08/21 | 98.54 | 842,511.02 | (11,180.83) | (11,904.45) | 2.10 | 2.12 | 2.24 |
| MICROSOFT CORP (CALLABLE) NOTES | DTD 08/08/2016 1.550% 08/08/2021 | 594918BP8 | 2,125,000.00 | NEW ACCT | 07/08/21 | 98.54 | 2,093,960.13 | (28,808.62) | (30,042.99) | 2.10 | 2.12 | 2.24 |
| PACCAR FINANCIAL CORP | DTD 08/11/2016 1.650% 08/11/2021 | 69371RN44 | 1,730,000.00 | NEW ACCT | | 98.54 | 1,704,679.72 | 42,703.32 | 8,499.07 | 2.13 | 2.13 | 2.34 |



Managed Account Fair Market Value & Analytics

For the Month Ending **May 31, 2019**

CITY OF STOCKTON RESERVE PORTFOLIO - 81140000

| Security Type/Description Dated Date/Coupon/Maturity | CUSIP | Par | Broker | Next Call Date | Market Price | Market Value | Unreal G/L On Cost | Unreal G/L Amort Cost | Effective Duration | Duration to Worst at Mkt | YTM | |
|---|--------------|--------------|---------------|---------------------------|-------------------------|-------------------------|-------------------------------|----------------------------------|-------------------------------|-------------------------------------|------------|--|
| Corporate Note | | | | | | | | | | | | |
| ORACLE CORP (CALLABLE) NOTES DTD 07/07/2016 1.900% 09/15/2021 | 68389XBK0 | 4,100,000.00 | NEW ACCT | 08/15/21 | 98.73 | 4,047,905.40 | 39,704.40 | (7,002.02) | 2.19 | 2.21 | 2.47 | |
| CISCO SYSTEMS INC CORP (CALLABLE) NOTES DTD 09/20/2016 1.850% 09/20/2021 | 17275RBJ0 | 4,000,000.00 | MIZUHO | 08/20/21 | 98.70 | 3,948,084.00 | 96,204.00 | 54,613.84 | 2.20 | 2.23 | 2.43 | |
| CITIGROUP INC CORP (CALLABLE) NOTE DTD 12/08/2016 2.900% 12/08/2021 | 172967LC3 | 3,745,000.00 | MORGAN_S | 11/08/21 | 100.34 | 3,757,579.46 | (12,998.89) | (3,510.56) | 2.33 | 2.31 | 2.76 | |
| JOHN DEERE CAPITAL CORP NOTES DTD 01/06/2017 2.650% 01/06/2022 | 24422ETL3 | 875,000.00 | NEW ACCT | | 100.52 | 879,566.63 | 2,510.38 | 3,410.68 | 2.47 | 2.47 | 2.44 | |
| JOHN DEERE CAPITAL CORP NOTES DTD 01/06/2017 2.650% 01/06/2022 | 24422ETL3 | 1,000,000.00 | NEW ACCT | | 100.52 | 1,005,219.00 | 1,979.00 | 3,402.44 | 2.47 | 2.47 | 2.44 | |
| JOHN DEERE CAPITAL CORP NOTES DTD 01/06/2017 2.650% 01/06/2022 | 24422ETL3 | 3,000,000.00 | NEW ACCT | | 100.52 | 3,015,657.00 | 4,737.00 | 9,535.98 | 2.47 | 2.47 | 2.44 | |
| US BANCORP (CALLABLE) NOTES DTD 01/24/2017 2.625% 01/24/2022 | 91159HHP8 | 2,000,000.00 | NEW ACCT | 12/23/21 | 100.48 | 2,009,516.00 | 12,956.00 | 11,393.38 | 2.47 | 2.44 | 2.44 | |
| AMERICAN EXPRESS CREDIT (CALLABLE) NOTES DTD 03/03/2017 2.700% 03/03/2022 | 0258M0EG0 | 2,000,000.00 | BNP_PARI | 01/31/22 | 100.40 | 2,007,976.00 | (11,344.00) | (3,634.84) | 2.57 | 2.54 | 2.55 | |
| WALT DISNEY COMPANY CORP NOTES DTD 03/06/2017 2.450% 03/04/2022 | 25468PDO6 | 4,000,000.00 | WELLS_FA | | 100.20 | 4,008,184.00 | (39,736.00) | (20,993.08) | 2.64 | 2.64 | 2.37 | |
| INTEL CORP (CALLABLE) NOTES DTD 05/11/2017 2.350% 05/11/2022 | 458140BB5 | 4,000,000.00 | US_BANCO | 04/11/22 | 99.88 | 3,995,124.00 | (7,356.00) | (6,456.48) | 2.78 | 2.82 | 2.39 | |
| APPLE INC CORP (CALLABLE) NOTE DTD 05/11/2017 2.300% 05/11/2022 | 037833CQ1 | 6,000,000.00 | CSFB | 04/11/22 | 99.92 | 5,995,452.00 | 3,432.00 | 367.98 | 2.78 | 2.83 | 2.33 | |
| UNITED PARCEL SERVICE (CALLABLE) NOTES DTD 05/16/2017 2.350% 05/16/2022 | 911312BC9 | 4,000,000.00 | HSBC | 04/16/22 | 100.00 | 4,000,128.00 | (12,752.00) | (7,868.60) | 2.79 | 2.84 | 2.35 | |
| HOME DEPOT INC CORP (CALLABLE) NOTES DTD 06/02/2015 2.625% 06/01/2022 | 437076BG6 | 2,000,000.00 | US_BANCO | 05/01/22 | 100.74 | 2,014,894.00 | (14,486.00) | (3,365.82) | 2.82 | 2.76 | 2.37 | |
| VISA INC (CALLABLE) NOTE DTD 09/11/2017 2.150% 09/15/2022 | 92826CAG7 | 2,000,000.00 | US_BANCO | 08/15/22 | 99.49 | 1,989,818.00 | 72,638.00 | 55,102.92 | 3.11 | 3.14 | 2.31 | |
| BANK OF NY MELLON CORP CORP NOTES DTD 08/13/2018 3.450% 08/11/2023 | 06406RAJ6 | 6,735,000.00 | HSBC | | 103.10 | 6,943,481.93 | 128,739.53 | 134,202.89 | 3.86 | 3.86 | 2.66 | |



Managed Account Fair Market Value & Analytics

For the Month Ending **May 31, 2019**

CITY OF STOCKTON RESERVE PORTFOLIO - 81140000

| Security Type/Description Dated Date/Coupon/Maturity | CUSIP | Par | Broker | Next Call Date | Market Price | Market Value | Unreal G/L On Cost | Unreal G/L Amort Cost | Effective Duration | Duration to Worst at Mkt | YTM |
|--|-----------|--------------|----------|-------------------|-----------------|-----------------|-----------------------|--------------------------|-----------------------|-----------------------------|------|
| Corporate Note | | | | | | | | | | | |
| US BANK NA CINCINNATI CORP NOTES DTD 02/04/2019 3.375% 02/05/2024 | 91159HHV5 | 2,125,000.00 | KEYBANC | | 103.36 | 2,196,397.88 | 25,200.38 | 26,591.43 | 4.27 | 4.27 | 2.61 |
| MASTERCARD INC CORP NOTES DTD 03/31/2014 3.375% 04/01/2024 | 57636QAB0 | 4,250,000.00 | US_BANCO | | 104.05 | 4,421,942.25 | 33,179.75 | 37,320.78 | 4.43 | 4.43 | 2.48 |

Security Type Sub-Total **103,501,000.00** **103,794,237.47** **215,889.31** **174,456.86** **2.28** **2.29** **2.45**

| | | | | | | | | | | | |
|---|-----------|--------------|----------|--|--------|--------------|-------------|-------------|------|------|------|
| Certificate of Deposit | | | | | | | | | | | |
| CREDIT SUISSE NEW YORK CERT DEPOS DTD 02/08/2018 2.670% 02/07/2020 | 22549LFR1 | 4,030,000.00 | CSFB | | 100.11 | 4,034,348.37 | 4,348.37 | 4,348.37 | 0.67 | 0.67 | 2.48 |
| NORDEA BANK AB NY CD DTD 02/22/2018 2.720% 02/20/2020 | 65590ASN7 | 6,060,000.00 | GOLDMAN | | 100.21 | 6,072,429.06 | 12,429.06 | 12,429.06 | 0.70 | 0.70 | 2.43 |
| UBS AG STAMFORD CT LT CD DTD 03/06/2018 2.900% 03/02/2020 | 90275DHG8 | 6,000,000.00 | UBS | | 100.29 | 6,017,100.00 | 17,100.00 | 17,100.00 | 0.74 | 0.74 | 2.54 |
| CANADIAN IMP BK COMM NY FLT CERT DEPOS DTD 04/10/2018 2.984% 04/10/2020 | 13606BVF0 | 4,055,000.00 | MERRILL | | 100.23 | 4,064,488.70 | 9,488.70 | 9,488.70 | 0.11 | 0.84 | 2.76 |
| BANK OF NOVA SCOTIA HOUSTON CD DTD 06/07/2018 3.080% 06/05/2020 | 06417GU22 | 7,000,000.00 | GOLDMAN | | 100.62 | 7,043,694.00 | 46,354.00 | 45,067.40 | 0.98 | 0.98 | 2.45 |
| WESTPAC BANKING CORP NY CD DTD 08/07/2017 2.050% 08/03/2020 | 96121T4A3 | 6,735,000.00 | JPM_CHAS | | 99.52 | 6,702,860.58 | (32,139.42) | (32,139.42) | 1.16 | 1.16 | 2.36 |
| BANK OF MONTREAL CHICAGO CERT DEPOS DTD 08/03/2018 3.190% 08/03/2020 | 06370REU9 | 7,000,000.00 | BMO | | 100.41 | 7,028,812.00 | 28,812.00 | 28,812.00 | 1.13 | 1.13 | 2.86 |
| SWEDBANK (NEW YORK) CERT DEPOS DTD 11/17/2017 2.270% 11/16/2020 | 87019U6D6 | 7,555,000.00 | MERRILL | | 99.28 | 7,500,468.01 | (54,531.99) | (54,531.99) | 1.43 | 1.43 | 2.80 |
| MUFG BANK LTD/NY CERT DEPOS DTD 02/28/2019 2.970% 02/26/2021 | 55379WZT6 | 3,760,000.00 | MITSU | | 100.94 | 3,795,308.66 | 35,308.66 | 35,308.66 | 1.68 | 1.68 | 2.44 |
| CREDIT AGRICOLE CIB NY CERT DEPOS DTD 04/04/2019 2.830% 04/02/2021 | 22535CDU2 | 4,055,000.00 | CREDAG | | 100.01 | 4,055,312.24 | 312.24 | 312.24 | 1.77 | 1.77 | 2.84 |
| ROYAL BANK OF CANADA NY CD DTD 06/08/2018 3.240% 06/07/2021 | 78012UEE1 | 4,000,000.00 | RBC | | 101.45 | 4,058,008.00 | 58,008.00 | 58,008.00 | 1.92 | 1.92 | 2.50 |

Security Type Sub-Total **60,250,000.00** **60,372,829.62** **125,489.62** **124,203.02** **1.10** **1.15** **2.59**



Managed Account Fair Market Value & Analytics

For the Month Ending **May 31, 2019**

CITY OF STOCKTON RESERVE PORTFOLIO - 81140000

| Security Type/Description | Dated Date/Coupon/Maturity | CUSIP | Par | Broker | Next Call Date | Market Price | Market Value | Unreal G/L On Cost | Unreal G/L Amort Cost | Effective Duration | Duration to Worst at Mkt | YTM |
|----------------------------------|-----------------------------------|--------------|--------------|---------------|-----------------------|---------------------|---------------------|---------------------------|------------------------------|---------------------------|---------------------------------|------------|
| Asset-Backed Security | | | | | | | | | | | | |
| HONDA ABS 2016-2 A3 | DTD 05/31/2016 1.390% 04/15/2020 | 43814OAC2 | 72,568.11 | NEW ACCT | | 99.93 | 72,518.23 | (48.47) | (49.62) | 0.05 | 0.51 | 1.53 |
| HAROT 2017-4 A3 | DTD 11/29/2017 2.050% 11/21/2021 | 43813FAC7 | 2,018,496.86 | BARCLAYS | | 99.79 | 2,014,341.99 | (3,870.47) | (3,974.38) | 0.73 | 1.25 | 2.21 |
| TAOT 2017-D A3 | DTD 11/15/2017 1.930% 01/15/2022 | 89238KAD4 | 2,340,000.00 | JPM_CHAS | | 99.58 | 2,330,156.79 | (9,627.46) | (9,705.17) | 0.92 | 1.31 | 2.25 |
| HYUNDAI ABS 2017-B A3 | DTD 08/16/2017 1.770% 01/15/2022 | 44932GAD7 | 4,185,000.00 | CITIGRP | | 99.55 | 4,166,235.72 | (18,039.02) | (18,325.44) | 0.74 | 1.32 | 2.11 |
| ALLYA 2017-5 A3 | DTD 11/22/2017 1.990% 03/15/2022 | 02007YAC8 | 2,930,000.00 | CITIGRP | | 99.71 | 2,921,413.64 | (8,358.99) | (8,436.93) | 0.60 | 1.40 | 2.20 |
| TAOT 2018-A A3 | DTD 01/31/2018 2.350% 05/16/2022 | 89238BAD4 | 1,950,000.00 | MITSU | | 100.03 | 1,950,639.21 | 661.63 | 654.11 | 1.12 | 1.48 | 2.33 |
| HART 2018-A A3 | DTD 04/18/2018 2.790% 07/15/2022 | 44891KAD7 | 1,330,000.00 | BARCLAYS | | 100.61 | 1,338,174.85 | 8,375.15 | 8,324.13 | 1.39 | 1.56 | 2.40 |
| MBART 2018-1 A3 | DTD 07/25/2018 3.030% 01/15/2023 | 58772RAD6 | 2,710,000.00 | BNP_PARI | | 101.24 | 2,743,589.91 | 33,693.97 | 33,673.84 | 1.40 | 1.80 | 2.35 |
| ALLYA 2018-3 A3 | DTD 06/27/2018 3.000% 01/15/2023 | 02007JAC1 | 3,950,000.00 | BARCLAYS | | 100.98 | 3,988,593.87 | 38,864.05 | 38,810.05 | 1.12 | 1.80 | 2.46 |
| NAROT 2018-B A3 | DTD 07/25/2018 3.060% 03/15/2023 | 65479GAD1 | 2,540,000.00 | SOCGEN | | 101.41 | 2,575,865.05 | 35,947.35 | 35,931.67 | 1.72 | 1.88 | 2.31 |
| HAROT 2019-1 A3 | DTD 02/27/2019 2.830% 03/20/2023 | 43814WAC9 | 1,175,000.00 | MERRILL | | 101.39 | 1,191,321.10 | 16,352.59 | 16,350.16 | 2.19 | 1.89 | 2.10 |
| HYUNDAI AUTO RECEIVABLES TRUST | DTD 04/10/2019 2.660% 06/15/2023 | 44932NAD2 | 1,840,000.00 | SOCGEN | | 100.97 | 1,857,853.34 | 18,095.48 | 18,086.27 | 2.03 | 2.01 | 2.18 |
| HAROT 2019-2 A3 | DTD 05/29/2019 2.520% 06/21/2023 | 43815MAC0 | 2,290,000.00 | JPM_CHAS | | 100.76 | 2,307,406.52 | 17,491.94 | 17,491.78 | 2.18 | 2.02 | 2.15 |
| NAROT 2019-A A3 | DTD 02/13/2019 2.900% 10/15/2023 | 65479KAD2 | 2,780,000.00 | MITSU | | 101.38 | 2,818,386.80 | 38,807.97 | 38,781.09 | 2.12 | 2.16 | 2.27 |
| COPAR 2019-1 A3 | DTD 05/30/2019 2.510% 11/15/2023 | 14042WAC4 | 1,240,000.00 | JPM_CHAS | | 100.77 | 1,249,493.07 | 9,744.29 | 9,744.24 | 2.30 | 2.21 | 2.16 |
| NAROT 2019-B A3 | DTD 05/28/2019 2.500% 11/15/2023 | 65479HAC1 | 2,450,000.00 | WELLS_FA | | 99.98 | 2,449,446.06 | 0.00 | (0.49) | 2.28 | 2.20 | 2.51 |
| CARMX 2019-2 A3 | DTD 04/17/2019 2.680% 03/15/2024 | 14316LAC7 | 1,525,000.00 | RBC | | 101.24 | 1,543,840.16 | 18,996.01 | 18,992.20 | 2.46 | 2.37 | 2.16 |



Managed Account Fair Market Value & Analytics

For the Month Ending **May 31, 2019**

CITY OF STOCKTON RESERVE PORTFOLIO - 81140000

| Security Type/Description | CUSIP | Par | Broker | Next Call Date | Market Price | Market Value | Unreal G/L On Cost | Unreal G/L Amort Cost | Effective Duration | Duration to Worst at Mkt | YTM |
|----------------------------------|--------------|-------------------------|---------------|-----------------------|---------------------|-------------------------|---------------------------|------------------------------|---------------------------|---------------------------------|--------------|
| Security Type Sub-Total | | 37,326,064.97 | | | | 37,519,276.31 | 197,086.02 | 196,347.51 | 1.46 | 1.75 | 2.27 |
| Managed Account Sub-Total | | 438,613,151.52 | | | | 440,816,678.34 | 4,544,488.90 | 4,014,896.03 | 2.45 | 2.46 | 2.18 |
| Securities Sub-Total | | \$438,613,151.52 | | | | \$440,816,678.34 | \$4,544,488.90 | \$4,014,896.03 | 2.45 | 2.46 | 2.18% |
| Accrued Interest | | | | | | \$2,498,189.13 | | | | | |
| Total Investments | | | | | | \$443,314,867.47 | | | | | |



Managed Account Security Transactions & Interest

For the Month Ending **May 31, 2019**

CITY OF STOCKTON RESERVE PORTFOLIO - 81140000

| Transaction Type | Trade | Settle | Security Description | CUSIP | Par | Principal Proceeds | Accrued Interest | Total | Realized G/L Cost | Realized G/L Amort Cost | Sale Method |
|------------------|----------|----------|--|-----------|--------------|--------------------|------------------|----------------|-------------------|-------------------------|-------------|
| BUY | | | | | | | | | | | |
| | 05/01/19 | 05/03/19 | UNITED STATES TREASURY NOTES DTD 10/01/2018 2.875% 09/30/2023 | 9128285D8 | 3,525,000.00 | (3,617,668.95) | (9,137.55) | (3,626,806.50) | | | |
| | 05/16/19 | 05/21/19 | FHLMC MULTIFAMILY STRUCTURED P DTD 05/01/2015 2.791% 01/25/2022 | 3137BHXY8 | 3,965,000.00 | (3,989,781.25) | (6,147.95) | (3,995,929.20) | | | |
| | 05/21/19 | 05/28/19 | NAROT 2019-B A3 DTD 05/28/2019 2.500% 11/15/2023 | 65479HAC1 | 2,450,000.00 | (2,449,446.06) | 0.00 | (2,449,446.06) | | | |
| | 05/21/19 | 05/29/19 | HAROT 2019-2 A3 DTD 05/29/2019 2.520% 06/21/2023 | 43815MAC0 | 2,290,000.00 | (2,289,914.58) | 0.00 | (2,289,914.58) | | | |
| | 05/21/19 | 05/30/19 | COPAR 2019-1 A3 DTD 05/30/2019 2.510% 11/15/2023 | 14042WAC4 | 1,240,000.00 | (1,239,748.78) | 0.00 | (1,239,748.78) | | | |

Transaction Type Sub-Total **13,470,000.00** **(13,586,559.62)** **(15,285.50)** **(13,601,845.12)**

| | | | | | | | | | | | |
|-----------------|----------|----------|---|-----------|---------------|------|------------|------------|--|--|--|
| INTEREST | | | | | | | | | | | |
| | 05/01/19 | 05/01/19 | MONEY MARKET FUND | MONEY0002 | 0.00 | 0.00 | 1,671.89 | 1,671.89 | | | |
| | 05/01/19 | 05/25/19 | FHLMC SERIES K721 A2 DTD 12/01/2015 3.090% 08/25/2022 | 3137BM6P6 | 2,100,000.00 | 0.00 | 5,407.50 | 5,407.50 | | | |
| | 05/01/19 | 05/25/19 | FNA 2018-M5 A2 DTD 04/01/2018 3.560% 09/25/2021 | 3136B1XP4 | 2,024,450.61 | 0.00 | 6,108.27 | 6,108.27 | | | |
| | 05/01/19 | 05/25/19 | FHLMC MULTIFAMILY STRUCTURED P DTD 11/01/2015 2.716% 06/25/2022 | 3137BLUR7 | 1,700,000.00 | 0.00 | 3,847.67 | 3,847.67 | | | |
| | 05/03/19 | 05/03/19 | MICROSOFT CORP (CALLABLE) NOTES DTD 11/03/2015 2.000% 11/03/2020 | 594918BG8 | 1,515,000.00 | 0.00 | 15,150.00 | 15,150.00 | | | |
| | 05/11/19 | 05/11/19 | INTEL CORP (CALLABLE) NOTES DTD 05/11/2017 2.350% 05/11/2022 | 458140BB5 | 4,000,000.00 | 0.00 | 47,000.00 | 47,000.00 | | | |
| | 05/11/19 | 05/11/19 | APPLE INC CORP (CALLABLE) NOTE DTD 05/11/2017 2.300% 05/11/2022 | 037833CO1 | 6,000,000.00 | 0.00 | 69,000.00 | 69,000.00 | | | |
| | 05/15/19 | 05/15/19 | HYUNDAI ABS 2017-B A3 DTD 08/16/2017 1.770% 01/15/2022 | 44932GAD7 | 4,185,000.00 | 0.00 | 6,172.88 | 6,172.88 | | | |
| | 05/15/19 | 05/15/19 | MBART 2018-1 A3 DTD 07/25/2018 3.030% 01/15/2023 | 58772RAD6 | 2,710,000.00 | 0.00 | 6,842.75 | 6,842.75 | | | |
| | 05/15/19 | 05/15/19 | US TREASURY NOTES DTD 11/15/2013 2.750% 11/15/2023 | 912828WE6 | 10,925,000.00 | 0.00 | 150,218.75 | 150,218.75 | | | |
| | 05/15/19 | 05/15/19 | NAROT 2018-B A3 DTD 07/25/2018 3.060% 03/15/2023 | 65479GAD1 | 2,540,000.00 | 0.00 | 6,477.00 | 6,477.00 | | | |



Managed Account Security Transactions & Interest

For the Month Ending **May 31, 2019**

CITY OF STOCKTON RESERVE PORTFOLIO - 81140000

| Transaction Type | | Security Description | CUSIP | Par | Principal Proceeds | Accrued Interest | Total | Realized G/L Cost | Realized G/L Amort Cost | Sale Method |
|------------------|----------|---|-----------|--------------|--------------------|------------------|-----------|-------------------|-------------------------|-------------|
| Trade | Settle | | | | | | | | | |
| INTEREST | | | | | | | | | | |
| 05/15/19 | 05/15/19 | ALLYA 2017-5 A3 DTD 11/22/2017 1.990% 03/15/2022 | 02007YAC8 | 2,930,000.00 | 0.00 | 4,858.92 | 4,858.92 | | | |
| 05/15/19 | 05/15/19 | TAOT 2018-A A3 DTD 01/31/2018 2.350% 05/16/2022 | 89238BAD4 | 1,950,000.00 | 0.00 | 3,818.75 | 3,818.75 | | | |
| 05/15/19 | 05/15/19 | HONDA ABS 2016-2 A3 DTD 05/31/2016 1.390% 04/15/2020 | 43814OAC2 | 141,680.45 | 0.00 | 164.11 | 164.11 | | | |
| 05/15/19 | 05/15/19 | TAOT 2017-D A3 DTD 11/15/2017 1.930% 01/15/2022 | 89238KAD4 | 2,340,000.00 | 0.00 | 3,763.50 | 3,763.50 | | | |
| 05/15/19 | 05/15/19 | HYUNDAI AUTO RECEIVABLES TRUST DTD 04/10/2019 2.660% 06/15/2023 | 44932NAD2 | 1,840,000.00 | 0.00 | 4,758.44 | 4,758.44 | | | |
| 05/15/19 | 05/15/19 | HART 2018-A A3 DTD 04/18/2018 2.790% 07/15/2022 | 44891KAD7 | 1,330,000.00 | 0.00 | 3,092.25 | 3,092.25 | | | |
| 05/15/19 | 05/15/19 | JOHN DEERE ABS 2016-A A3 DTD 03/02/2016 1.360% 04/15/2020 | 47788MAC4 | 9,138.72 | 0.00 | 10.36 | 10.36 | | | |
| 05/15/19 | 05/15/19 | ALLYA 2018-3 A3 DTD 06/27/2018 3.000% 01/15/2023 | 02007JAC1 | 3,950,000.00 | 0.00 | 9,875.00 | 9,875.00 | | | |
| 05/15/19 | 05/15/19 | CARMX 2019-2 A3 DTD 04/17/2019 2.680% 03/15/2024 | 14316LAC7 | 1,525,000.00 | 0.00 | 3,178.78 | 3,178.78 | | | |
| 05/15/19 | 05/15/19 | NAROT 2019-A A3 DTD 02/13/2019 2.900% 10/15/2023 | 65479KAD2 | 2,780,000.00 | 0.00 | 6,718.33 | 6,718.33 | | | |
| 05/16/19 | 05/16/19 | SWEDBANK (NEW YORK) CERT DEPOS DTD 11/17/2017 2.270% 11/16/2020 | 87019U6D6 | 7,555,000.00 | 0.00 | 86,225.63 | 86,225.63 | | | |
| 05/16/19 | 05/16/19 | UNITED PARCEL SERVICE (CALLABLE) NOTES DTD 05/16/2017 2.350% 05/16/2022 | 911312BC9 | 4,000,000.00 | 0.00 | 47,000.00 | 47,000.00 | | | |
| 05/18/19 | 05/18/19 | HAROT 2019-1 A3 DTD 02/27/2019 2.830% 03/20/2023 | 43814WAC9 | 1,175,000.00 | 0.00 | 2,771.04 | 2,771.04 | | | |
| 05/19/19 | 05/19/19 | STATE STREET CORP NOTES DTD 05/19/2016 1.950% 05/19/2021 | 857477AV5 | 150,000.00 | 0.00 | 1,462.50 | 1,462.50 | | | |
| 05/19/19 | 05/19/19 | STATE STREET CORP NOTES DTD 05/19/2016 1.950% 05/19/2021 | 857477AV5 | 2,230,000.00 | 0.00 | 21,742.50 | 21,742.50 | | | |
| 05/21/19 | 05/21/19 | HAROT 2017-4 A3 DTD 11/29/2017 2.050% 11/21/2021 | 43813FAC7 | 2,105,000.00 | 0.00 | 3,596.04 | 3,596.04 | | | |



Managed Account Security Transactions & Interest

For the Month Ending **May 31, 2019**

CITY OF STOCKTON RESERVE PORTFOLIO - 81140000

| Transaction Type | | Security Description | CUSIP | Par | Principal Proceeds | Accrued Interest | Total | Realized G/L Cost | Realized G/L Amort Cost | Sale Method |
|-----------------------------------|----------|--|-----------|----------------------|----------------------|-------------------|----------------------|--------------------|-------------------------|-------------|
| Trade | Settle | | | | | | | | | |
| INTEREST | | | | | | | | | | |
| 05/31/19 | 05/31/19 | US TREASURY NOTES DTD 11/30/2016 2.125% 11/30/2023 | 912828U57 | 12,075,000.00 | 0.00 | 128,296.88 | 128,296.88 | | | |
| 05/31/19 | 05/31/19 | US TREASURY NOTES DTD 05/31/2016 1.375% 05/31/2021 | 912828R77 | 440,000.00 | 0.00 | 3,025.00 | 3,025.00 | | | |
| 05/31/19 | 05/31/19 | US TREASURY NOTES DTD 05/31/2016 1.375% 05/31/2021 | 912828R77 | 2,440,000.00 | 0.00 | 16,775.00 | 16,775.00 | | | |
| Transaction Type Sub-Total | | | | 88,665,269.78 | 0.00 | 669,029.74 | 669,029.74 | | | |
| PAYDOWNS | | | | | | | | | | |
| 05/01/19 | 05/25/19 | FNA 2018-M5 A2 DTD 04/01/2018 3.560% 09/25/2021 | 3136B1XP4 | 28,364.06 | 28,364.06 | 0.00 | 28,364.06 | (564.19) | 0.00 | |
| 05/15/19 | 05/15/19 | HONDA ABS 2016-2 A3 DTD 05/31/2016 1.390% 04/15/2020 | 43814QAC2 | 69,112.34 | 69,112.34 | 0.00 | 69,112.34 | 1.34 | 0.00 | |
| 05/15/19 | 05/15/19 | JOHN DEERE ABS 2016-A A3 DTD 03/02/2016 1.360% 04/15/2020 | 47788MAC4 | 9,138.72 | 9,138.72 | 0.00 | 9,138.72 | 1.44 | 0.00 | |
| 05/21/19 | 05/21/19 | HAROT 2017-4 A3 DTD 11/29/2017 2.050% 11/21/2021 | 43813FAC7 | 86,503.14 | 86,503.14 | 0.00 | 86,503.14 | 12.19 | 0.00 | |
| Transaction Type Sub-Total | | | | 193,118.26 | 193,118.26 | 0.00 | 193,118.26 | (549.22) | 0.00 | |
| SELL | | | | | | | | | | |
| 05/01/19 | 05/03/19 | US TREASURY NOTES DTD 01/31/2016 1.375% 01/31/2021 | 912828N89 | 1,525,000.00 | 1,501,231.45 | 5,329.08 | 1,506,560.53 | (22,284.40) | (23,229.98) | FIFO |
| 05/01/19 | 05/03/19 | US TREASURY NOTES DTD 01/31/2016 1.375% 01/31/2021 | 912828N89 | 1,350,000.00 | 1,328,958.98 | 4,717.54 | 1,333,676.52 | 5,848.99 | (9,323.51) | FIFO |
| 05/16/19 | 05/21/19 | US TREASURY NOTES DTD 10/31/2014 2.000% 10/31/2021 | 912828F96 | 3,450,000.00 | 3,436,523.44 | 3,937.50 | 3,440,460.94 | 43,529.30 | 25,157.71 | FIFO |
| 05/21/19 | 05/28/19 | FNMA NOTES DTD 08/19/2016 1.250% 08/17/2021 | 3135G0N82 | 4,935,000.00 | 4,825,541.70 | 17,306.77 | 4,842,848.47 | (82,774.75) | (97,087.69) | FIFO |
| 05/21/19 | 05/28/19 | US TREASURY NOTES DTD 09/30/2016 1.125% 09/30/2021 | 912828T34 | 1,170,000.00 | 1,141,481.25 | 2,085.86 | 1,143,567.11 | (8,733.22) | (18,869.85) | FIFO |
| Transaction Type Sub-Total | | | | 12,430,000.00 | 12,233,736.82 | 33,376.75 | 12,267,113.57 | (64,414.08) | (123,353.32) | |



Managed Account Security Transactions & Interest

For the Month Ending **May 31, 2019**

CITY OF STOCKTON RESERVE PORTFOLIO - 81140000

| Transaction Type | | Security Description | CUSIP | Par | Principal Proceeds | Accrued Interest | Total | Realized G/L Cost | Realized G/L Amort Cost | Sale Method |
|------------------------------------|--------|----------------------|-------|-----|-------------------------|---------------------|-----------------------|----------------------|-------------------------|-------------|
| Trade | Settle | | | | | | | | | |
| Managed Account Sub-Total | | | | | (1,159,704.54) | 687,120.99 | (472,583.55) | (64,963.30) | (123,353.32) | |
| Total Security Transactions | | | | | (\$1,159,704.54) | \$687,120.99 | (\$472,583.55) | (\$64,963.30) | (\$123,353.32) | |