



City Hall ● 425 N. El Dorado Street ● Stockton, CA 95202-1997 ● [www.stocktonca.gov](http://www.stocktonca.gov)

## **Meeting Summary**

The following is a summary of the topics discussed in the PDStat meeting on 02/17/2021. Analysis is provided by the Office of Performance and Data Analytics. Information in the memo has been edited to protect Personal Identifiable Information (PII) and ensure accuracy. Note that the data and visuals included in this memo reflect a specific period in time, and as a result, information below can be subject to change.

This meeting will cover the following subjects in further detail:

YTD Crime Look..... 2  
 Calls for Service ..... 4  
     Annual Comparison of Calls for Service..... 4  
     January Calls for Service..... 5  
     January Quality of Life Calls..... 6  
 Appendix A: Quality of Life Calls..... 7

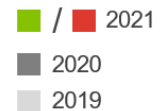
**YTD Crime Look**

# YTD Crime Look

## Part I Crime, January 2019, 2020, 2021

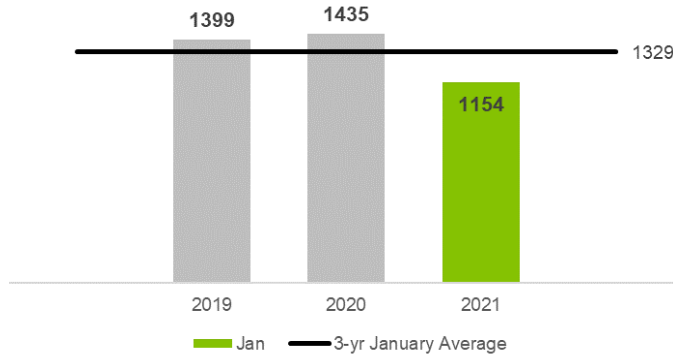


## Gun Violence, January 2019, 2020, 2021

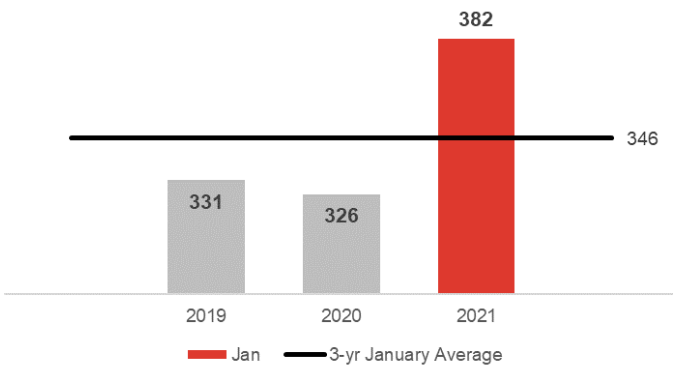


Noted many of the trends in this data might be related to CoVID. Property crimes have dropped since the last year, department assumes it is from stay-at-home orders earlier this year. Violent crime, homicides, and NFI's have gone up, the department states it is like the national trend of a spike in domestic violence.

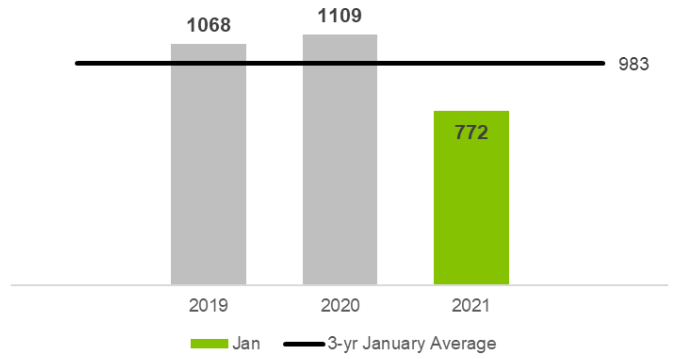
### Part I Total Crime



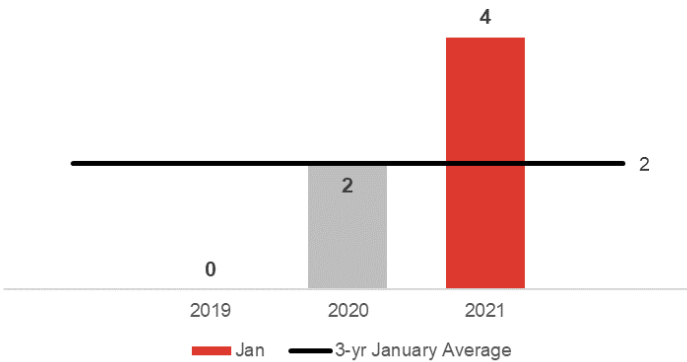
### Violent Crime



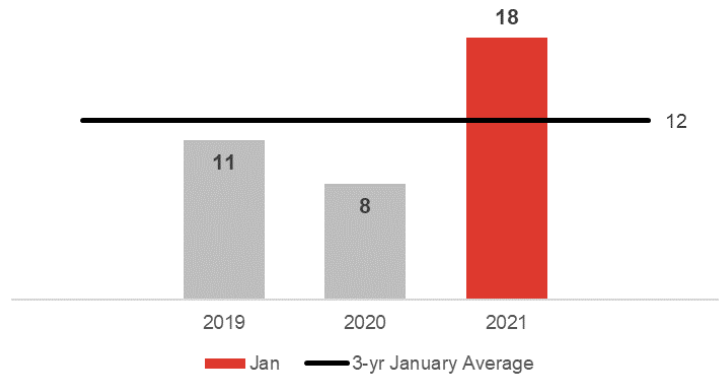
### Property Crime



### Homicides



### Non-Fatal Shooting Incidents



## Calls for Service

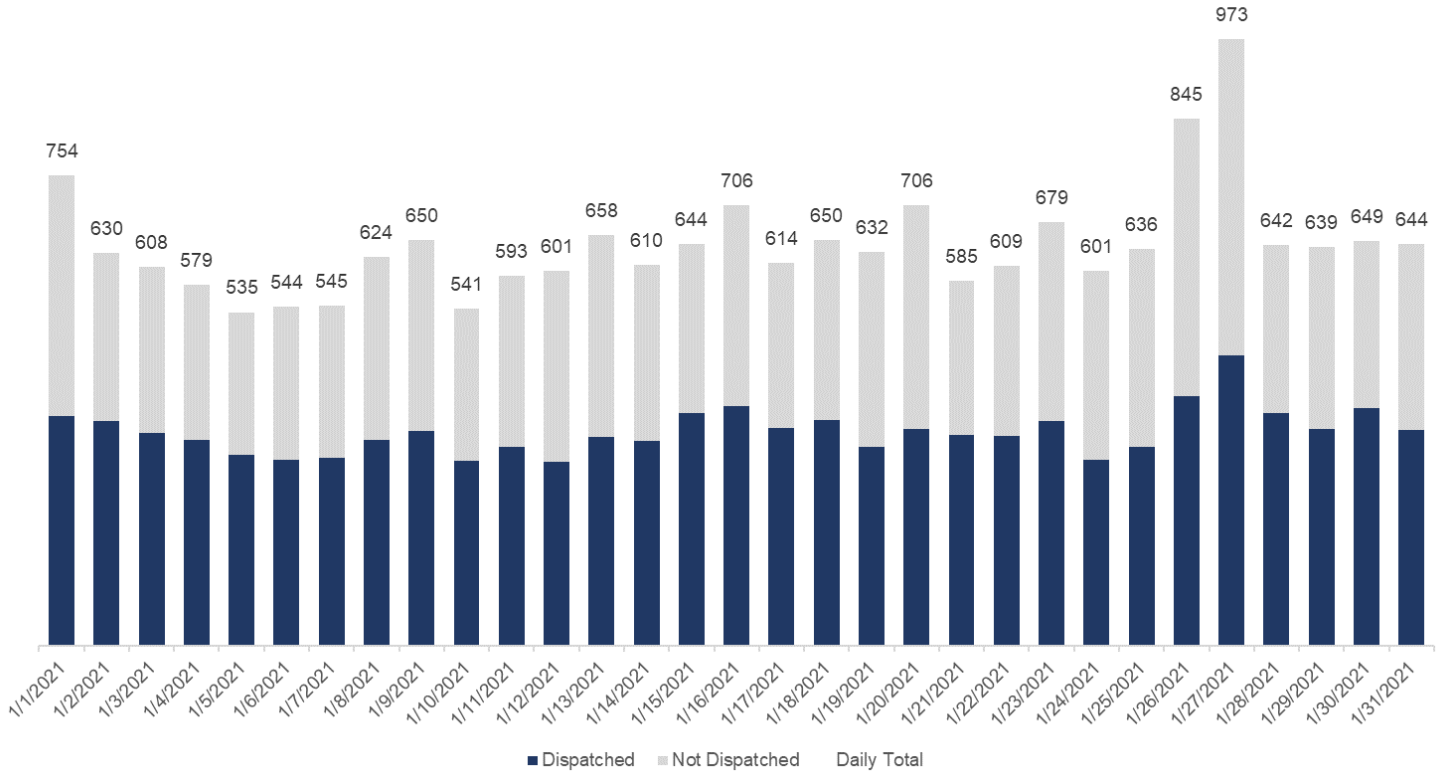
### Annual Comparison of Calls for Service

	2019	2020		2021	
	Number of Calls	Number of Calls	% Change from 2019	Number of Calls	% Change from 2020
Jan	34,811	34,696	0%	31,559	-9%
Feb	31,477	33,603	7%		
Mar	35,648	33,360	-6%		
Apr	36,427	32,729	-10%		
May	38,969	37,227	-4%		
Jun	36,891	35,527	-4%		
Jul	38,439	36,384	-5%		
Aug	38,547	35,603	-8%		
Sep	35,831	32,664	-9%		
Oct	36,513	32,842	-10%		
Nov	33,679	29,522	-12%		
Dec	33,847	30,969	-9%		
<b>Annual Total</b>	<b>431,079</b>	<b>405,126</b>	<b>-6%</b>		
<b>Monthly Average</b>	<b>35,923</b>	<b>33,761</b>			

Department comments on the downward trend for CAD system Calls for service might be due to CoVID and the additional factor of online submissions for public request of non-emergency police service.

## January Calls for Service.

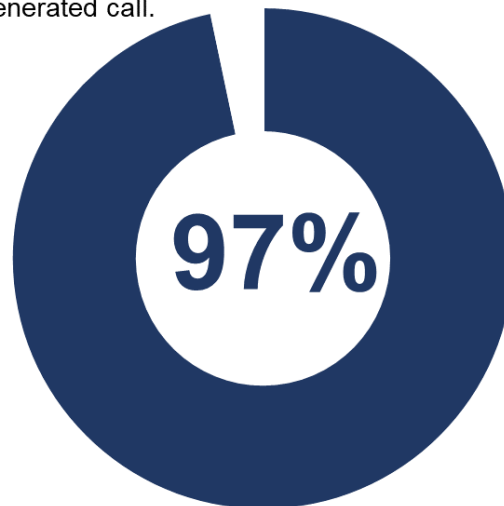
SPD was dispatched to 53% of the estimated 19,926 external calls received in January 2021.



Noted the uptick of calls for service in the days of the storm 1/26 -1/28 represented in the graph above.

Question: What is the difference from Check-on vs Welfare Check  
 Check-on is a type of catch-all grouping category for miscellaneous type calls, while welfare check is a request to check on the wellbeing of a specific person.

**SPD arrived on scene 97%** of the time a unit was dispatched to an externally generated call.

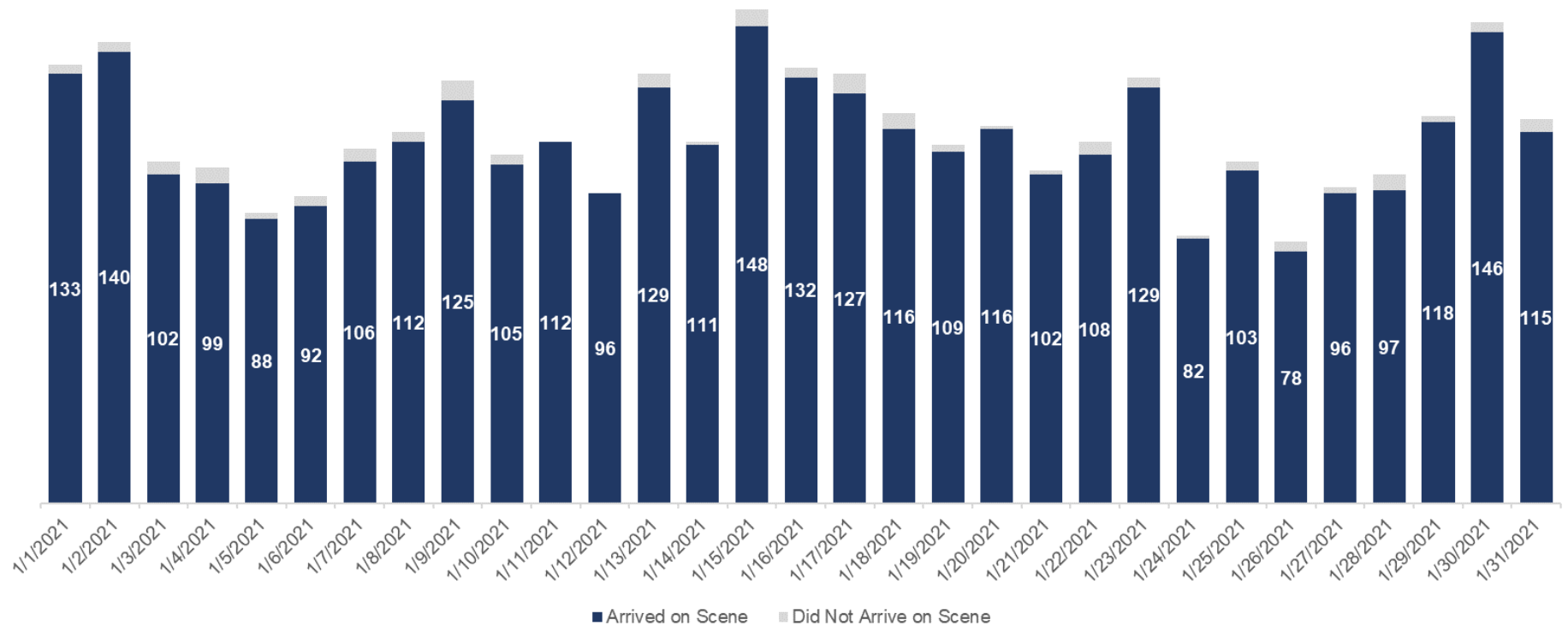


## January Quality of Life Calls

Quality of Life calls are defined in Appendix B.

In January 2021, there was a total of 4,302 externally generated quality of life calls. 3566 of these were dispatched to SPD and 3472 of which arrived on scene.

SPD arrived on scene to 97% of quality of life calls in January 2021.



## **Appendix A: Quality of Life Calls**

<b>Code</b>	<b>Priority</b>	<b>Pronunciation</b>	<b>Description</b>
337	3	Three Thirty Seven	Gambling
415	1	Four One Five	Disturbance
505	3	Five Oh Five	Reckless Driving (990 only)
510	3	Five Ten	Speeding Vehicle (990 only)
647	3	Six Forty Seven	Vagrant
905	4	Nine Oh Five	Abandoned Vehicle
912	2	Nine Twelve	Suspicious Person
922	2	Nine Two Two	Drunk
923	3	Nine Two Three	Begging or Mooching
943	1	Nine Four Three	Fight In Progress
949	2	Nine Four Nine	Suspicious Occupants of a Vehicle
956	2	Nine Five Six	Illegal Peddling
957	2	Nine Five Seven	Shots Fired
958	3	Nine Five Eight	Illegal Garbage Dumping
960	3	Nine Six Oh	Trespassing
961	2	Nine Six One	Broken Window
963	4	Nine Six Three	Playing Ball in the Street
970	4	Nine Seven Oh	Vehicle Improperly Parked
415D	1	Four One Five D	Disturbance/Drunk
415E	3	Four One Five E	Disturbance/Music or Party
415J	4	Four One Five J	Disturbance/Juvenile
415L	4	Four One Five L	Clear the Lot

<b>Code</b>	<b>Priority</b>	<b>Pronunciation</b>	<b>Description</b>
647B	4	Six Forty Seven B	Prostitution
647F	2	Six Forty Seven F	Drunk In Public
922X	2	Nine Two Two X	Drunk Female
955B	5	Nine Five Five B	Noisy Animal
955C	3	Nine Five Five C	Injured Animal
955E	2	Nine Five Five E	Animal Bite
970A	4	Nine Seven Oh A	Vehicle Parked on Sidewalk
970B	4	Nine Seven Oh B	Vehicle Blocking Driveway
ABATE	2	Abatement	Building Abatement Follow Up
CART	5	Cart	Pick up Shopping Cart
NARC	2	Narcotics	Narcotics Sales or Activity
NARCL	2	Narcotics Loitering	Loitering Due to Narcotics Activity
TAGGER	2	Tagger	Graffiti/Taggers